美国肉类出口协会发行

2025

美国红肉新闻纵览

www.usmef.org.cn

更新日期 2025. 8. 22

美国牛肉市场趋势

美国牛肉市场动向

精选级牛胴体综合价在6月最后一周创下历史新高3.94美元/磅，并在7月第一周维持该纪录高位，但随后在7月余下时间里一路下滑，到7月底降至3.64美元/磅。不过，精选级牛胴体综合价在上周开始反弹，周环比上涨2.7%，本周再次环比上涨4.7%，使牛胴体综合价回升至接近历史高位，本周均价为3.91美元/磅，同比上涨24%，较2023年同期上涨26%。随着终端用户开始为9月初的劳动节备货（今年劳动节为9月1日，较往年早几天），8月剩余时间里牛胴体综合价通常会继续走高。

今年以来，节日前的牛肉产量显著下降，也对牛胴体综合价形成有力支撑。本周牛肉产量降至近年来除节假日外的周度最低水平。年初时，牛肉产量曾高于2024年同期，但自4月中旬以来，产量急剧下降。过去十七周里，牛肉产量累计同比下降5.8%（仅过去四周，产量就同比下降8.0%）。此前，由于育肥牛宰后胴体均重创纪录高位，曾完全抵消了屠宰量的下降，但自4月中旬屠宰量持续大幅下降，这种抵消效应已不复存在。4月中旬以来的十七周里，活牛屠宰量累计同比下降7.9%。

本周精选级与可选级牛胴体综合价差由上周的24.12美元/百磅扩大至25.22美元/百磅，为1月以来最高水平；而去年同期该价差为15.23美元/百磅，2023年同期为25.83美元/百磅。

与上周相比，精选级胸腹（short plate）价格下跌1%，精选级腹胁（flank）价格持平，其余精选级初级分割部位价格全面上涨：肩胛（chuck）上涨8%、后腿（round）上涨6%、前胸（brisket）上涨5%、肋排（rib）上涨4%、腰脊（loin）上涨3%。

自7月中旬以来，精选级上脑批发价持续走高，过去两周价格涨幅达23%。本周均价为5.45美元/磅，较去年同期上涨42%，较2023年同期上涨38%。该价格为去年11月以来最高水平。通常，精选上脑价格会在10月下旬达到全年峰值，去年10月底曾创下5.85美元/磅的历史纪录。

自6月以来，精选级修整保乐肩价格也显著上涨。6月底价格创下4.51美元/磅的历史新高，本周均价为4.31美元/磅，较去年同期上涨32%，较2023年同期上涨37%。

美国牛肉市场趋势

胴体综合价	单位：美元/磅
$ 3.91	^ $ 0.17
前一周 $3.74	

屠宰数量	单位：头
53.0万	˅ 1.1 %
前一周 53.6万	

牛肉产量	单位：磅
4.576亿	˅ 1.1 %

50CL牛碎肉价格自5月中旬至7月中旬持续攀升，五周前创出2.62美元/磅的历史新高；随后三周回调至两周前的1.79美元/磅。价格在上周再次上涨，均价达到1.85美元/磅，周环比上涨3%，但本周价格再度下跌3%至1.79美元/磅，该价格较去年同期上涨4%，较2023年同期上涨25%。

90CL牛碎肉价格本周再次微涨0.2%，创下4.20美元/磅的新高，该价格较去年同期上涨12%，较2023年同期上涨42%。美国国内瘦牛肉需求旺盛、供应趋紧（母牛屠宰量减少），且除加拿大和墨西哥外，所有进口来源国均面临至少10%的对等关税。90%瘦肉率的碎肉进口价格本周再涨0.4%，至3.68美元/磅的新高，该价格较去年同期上涨24%，较2023年同期上涨52%。

本周预估牛肉产量4.576亿磅，环比下降1.1%，同比下降11.1%；2025年至今累计产量同比下降2.7%。

本周预估活牛屠宰量53万头，环比下降1.1%，同比下降12.4%；2025年至今累计屠宰量同比下降5.6%。

本周牛只宰前均重1,413磅，环比增加1磅，同比增加20磅；宰后胴体均重865磅，环比持平，同比增加13磅。

本周五，现货阉公牛价格反弹3.38美元/百磅，接近两周前242.64美元/百磅的纪录高位。活牛期货合约本周交易价格略低于上周四创下的合约高点：8月合约236.25美元/百磅（较上周五涨3.70美元），10月合约230.65美元/百磅（涨4.67美元），12月合约232.18美元/百磅（涨4.25美元）。

2025年8月1日至7日，美国牛肉出口量11,358吨，环比下降19%，其中对中国大陆的出口量降至零。

前一周 4.627亿

活牛价格

单位：美元/100磅

$ 242.64 ^ $ 3.38

前一周 $239.26



吨

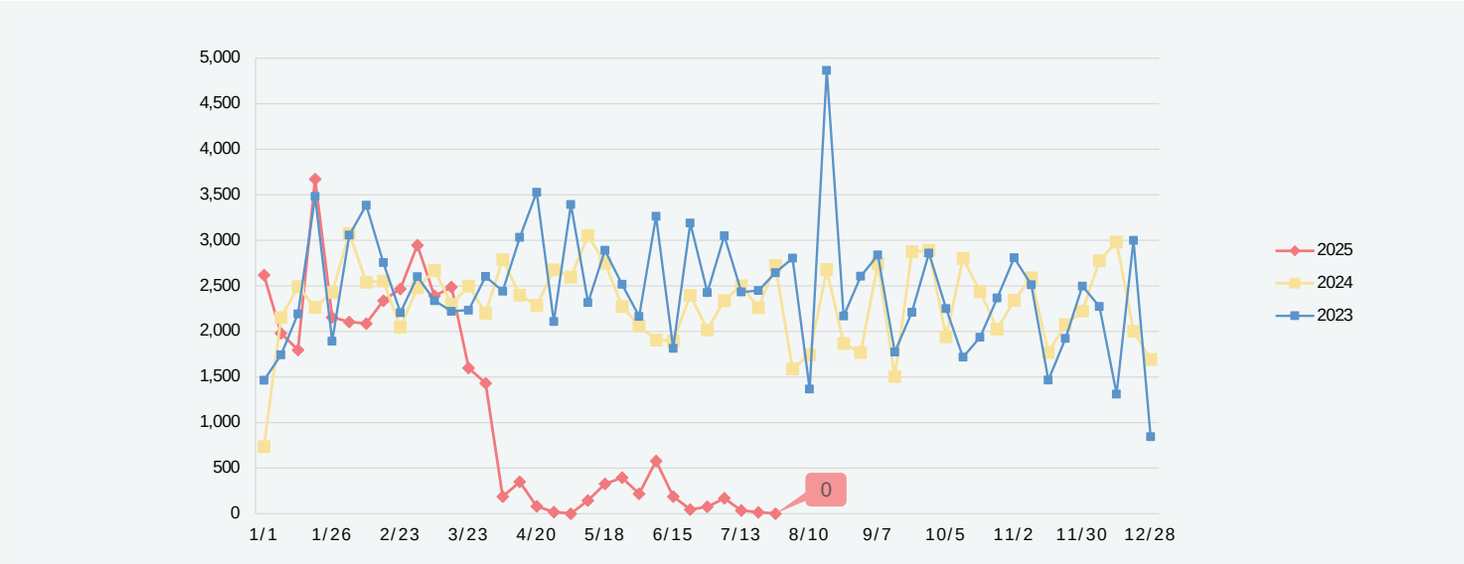

注：2025年8月7日更新。 / *2025年1月1日至8月7日，出口总量34,950吨

周度牛胴体综合价

美元/磅

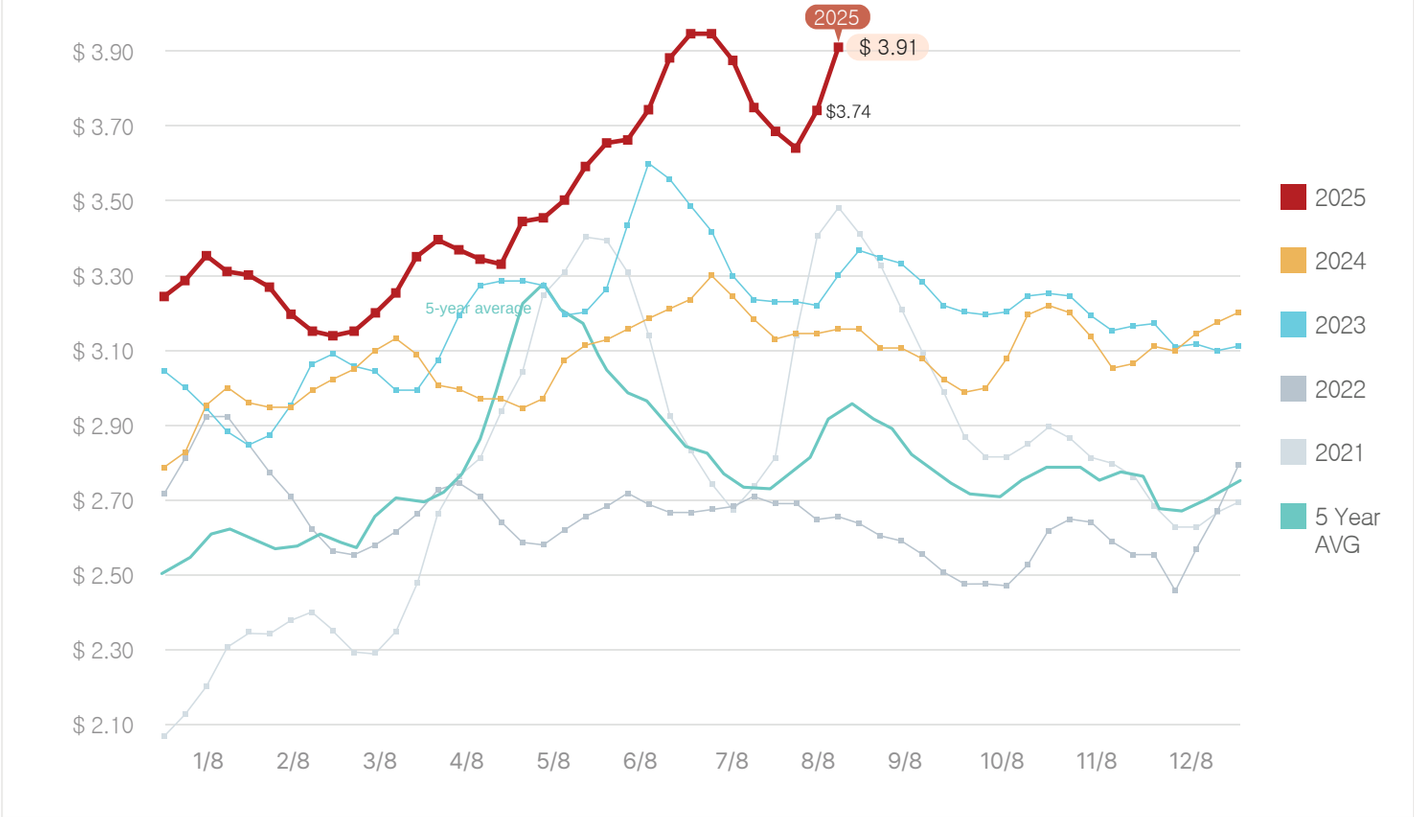

牛肉初级分割品价格

美元/磅

Beef	Choice cutout	Select cutout	CHOICE							
			Rib	Chuck	Round	Loin	Brisket	Short Plate	Flank	50CL trim
8/18/2023	3.10	2.85	4.93	2.57	2.55	4.05	2.64	2.19	2.00	1.43
8/16/2024	3.16	3.01	4.65	2.72	2.81	3.97	2.57	2.30	1.96	1.72
8/15/2025	3.91	3.66	5.77	3.39	3.45	4.93	3.33	2.70	2.31	1.79
与去年相比	24%	22%	24%	25%	23%	24%	29%	17%	18%	4%
与2023年相比	26%	29%	17%	32%	36%	22%	26%	23%	16%	25%

注: 上述价格为初级分割品价格，且是美国国内的批发价格，因此与出口价格存在差异

美国猪肉市场趋势

美国猪肉市场动向

猪胴体综合价自5月中旬至6月下旬开始持续走高，并于6月底达到1.21美元/磅，为2022年8月以来最高水平。7月价格有所回落，但月底再度上扬至1.18美元/磅。过去三周，猪胴体综合价一直在1.16--1.17美元/磅之间徘徊，本周环比下跌0.5%至1.16美元/磅，较去年同期上涨17%，较2023年同期上涨8%。

本周猪胴体初级分割部位价格环比变化方面：肋排（rib）、五花（belly）和颈背（butt）均上涨4%；而腰脊（loin）下跌1%、前腿（picnic）下跌4%、后腿（ham）下跌6%。

重磅带骨后腿价格在6月中旬急升至1.21美元/磅后，7月中旬再度上扬，上周再次触及1.21美元/磅高点，为2014年以来最高价格。本周重磅带骨后腿价格季节性下降8%，至1.12美元/磅，该价格较去年同期上涨18%，较2023年同期上涨15%。

如近期报道，现货箱装去骨后腿肉价格因成交量稀少而波动剧烈。两周前成交量为2.5万磅，上周3万磅，本周为2.8万磅。本周成交价介于1.60--2.64美元/磅，加权均价2.11美元/磅，环比上涨1%。

美国猪肉市场趋势

胴体综合价

单位：美元/磅

$ 1.16 ∨ $ 0.01

前一周 $1.17

屠宰数量

单位：头

这是去骨后腿肉连续第四周价格上涨，本周价格创2021年以来新高，较去年同期上涨48%，较2023年同期上涨21%。

五花价格通常在7月季节性走高，并在7月下旬/8月初达到年度峰值，但今年价格较往年提前上涨，6月就出现了显著的季节性上涨。7月底，9--13磅箱装去皮五花均价为3.36美元/磅，远高于去年7月的峰值2.76美元/磅，但低于2023年8月初的3.50美元/磅峰值。本周均价为3.33美元/磅，较去年同期上涨21%，与2023年持平。

在餐饮渠道，销量最大的猪肉单品是培根。但由于菜单价格高、性价比低，低收入顾客的消费有所减少，导致有限服务型餐厅的客流量受到影响。培根也是猪肉零售的重要单品，尽管7月培根的销量下降了2.7%，但过去52周的累计销量仍上涨了2.5%。

今年以来，冷冻库存中的猪五花一直低于去年同期水平，6月底五花库存总量为4,410万磅，为2021年以来6月的最低水平，比去年同期低28%，比过去五年平均值低20%。

本周预估猪肉产量5.077亿磅，环比增加2.5%，同比下降3.7%。本周预估生猪屠宰量241.7万头，环比增加2.9%，同比下降3.9%。

本周生猪宰前均重282磅，环比持平，同比增加1磅；宰后胴体均重210磅，环比下降1磅，同比持平。

本周现货生猪均价较上周五下跌2%，但本周五现货生猪价格较上周五上涨1.1%，即1.15美元/百磅，均价为107.88美元/百磅。瘦肉猪期货于6月中旬创下合约高点后回落。本周瘦肉猪期货在周三和周四大幅下跌，周五有所反弹：8月合约109.65美元/百磅（较上周五涨0.75美元）、10月合约90.10美元/百磅（跌0.58美元）、12月合约83.03美元/百磅（涨0.75美元）、2026年2月合约85.63美元/百磅（跌1.22美元）。

2025年8月1日至7日，美国猪肉出口量26,989吨，环比下降4%，其中对中国大陆地区出口2,244吨，环比下降21%。

241.7万 ^ 2.9 %

前一周 235.0万

猪肉产量

单位：磅

5.077亿 ^ 2.5 %

前一周 4.951亿

生猪价格

单位：美元/100磅

$ 107.88 ^ $ 1.15

前一周 $106.73

吨

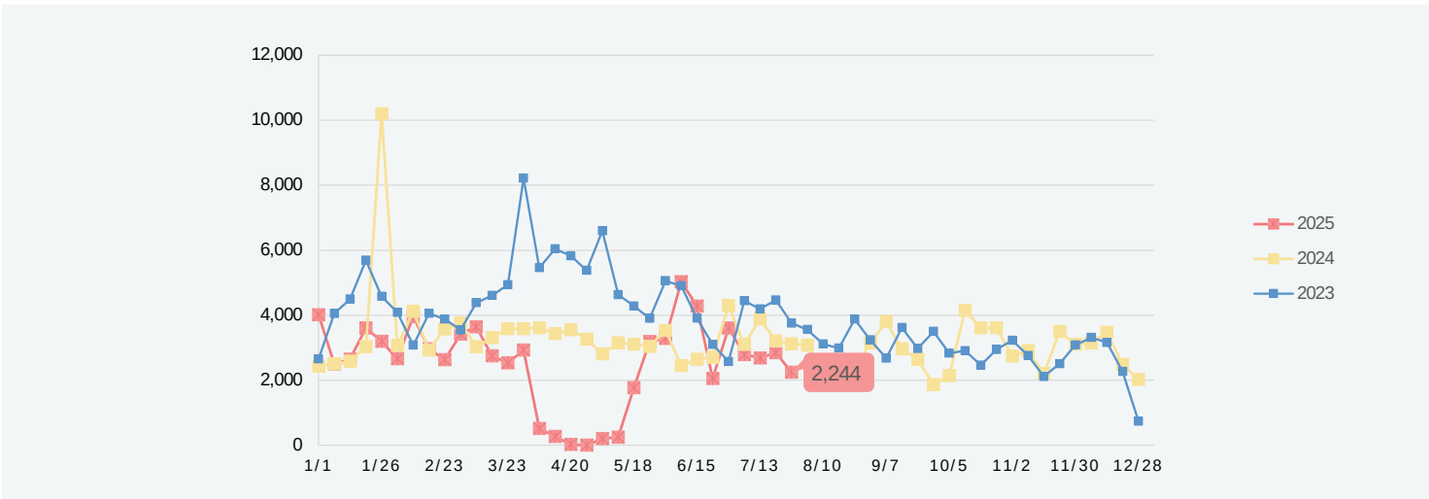

注：2025年8月7日更新。 / *2025年1月1日至8月7日，出口总量78,862 吨

周度猪胴体综合价

美元/磅

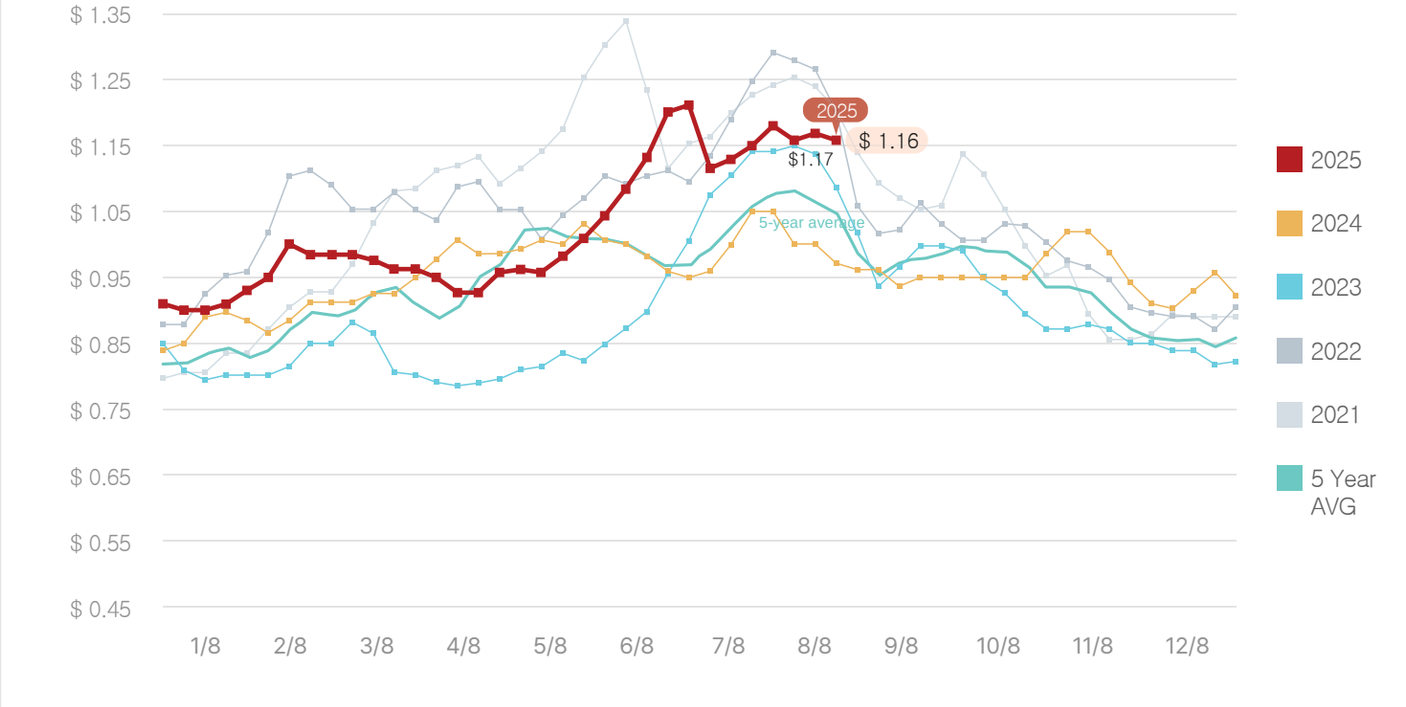

猪肉初级分割品价格

美元/磅

Pork	Cutout	Loin	Butt	Picnic	Rib	Ham	Belly
8/18/2023	1.08	0.96	1.04	0.80	1.13	0.95	1.93
8/16/2024	1.00	0.97	1.08	0.77	1.24	0.94	1.39
8/15/2025	1.16	0.98	1.15	0.91	1.52	1.11	1.96
与去年相比	17%	1%	7%	19%	23%	18%	41%
与2023年相比	8%	2%	11%	14%	35%	16%	2%

注: 上述价格为初级分割品价格，且是美国国内的批发价格，因此与出口价格存在差异.

美国农业部数据报告

美国猪肉和牛肉产量预估

上周，美国农业部（USDA）发布了最新的《世界农业供需预测》（WASDE）报告。报告预计2025年美国牛肉产量将同比下降3.9%，至1,176万吨，本次预测值较前次下调1.0%，主要因为屠宰量预测值再次调低。

牛肉出口方面，美国农业部在4月的报告中曾大幅下调2025年牛肉出口量预测，反映出与中国之间的贸易壁垒对美国牛肉出口的影响，并预计2025年牛肉出口将同比下降10.6%。随后5月的报告将牛肉出口量预测值继续下调，而在6月和7月的报告中有所上调。在8月的最新报告中，2025年牛肉出口量预测再次被下调，预计将比2024年下降10.8%。

今年以来，美国农业部一直预计2025年美国猪肉产量将同比增长。然而，自6月以来，生猪屠宰量和猪肉产量均低于2024年同期，导致8月的报告中将其此前的预测值下调1.0%，即2025年猪肉产量预计为1,259万吨，较2024年下降0.2%。

猪肉出口方面，美国农业部直到3月的报告中还预计2025年猪肉出口量将达到创纪录水平。但在中国实施报复性关税后，后续的预测值被不断下调。7月的报告曾将预测值略微上调0.2%，8月的报告又进一步小幅上调0.1%。尽管进行了这些调整，8月的最新报告中，2025年猪肉出口预计仍将比2024年下降2.0%。

美国季度牛肉产量预测

2020：12.33 MMT, +0.1% | 2021：12.68 MMT, +2.8% | 2022：12.83 MMT, +1.2% | 2023：12.23 MMT, −4.7%
2024：12.24 MMT, +0.1% | 2025F：11.76MMT, − 3.9% | 2026F：11.55MMT, − 1.8%

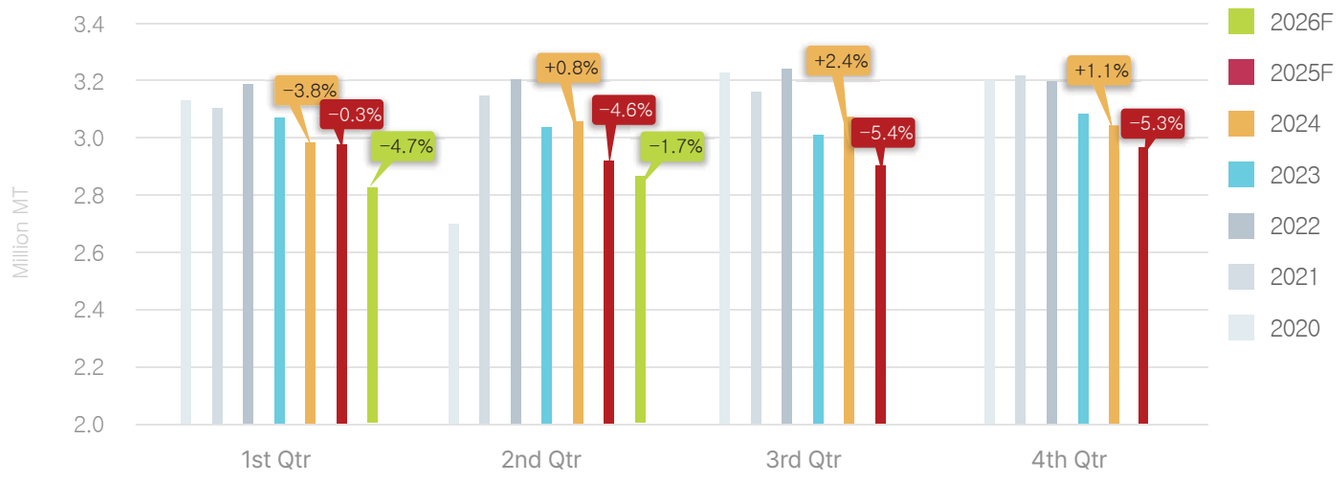

美国季度猪肉产量预测

2020：+2.4% 12.84 MMT | 2021：−2.2% 12.55 MMT | 2022：−2.5% 12.25 MMT | 2023：+1.1% 12.38 MMT
2024：+1.8% 12.60 MMT | 2025F：−0.2% 12.59 MMT | 2026F：+2.3% 12.87MMT

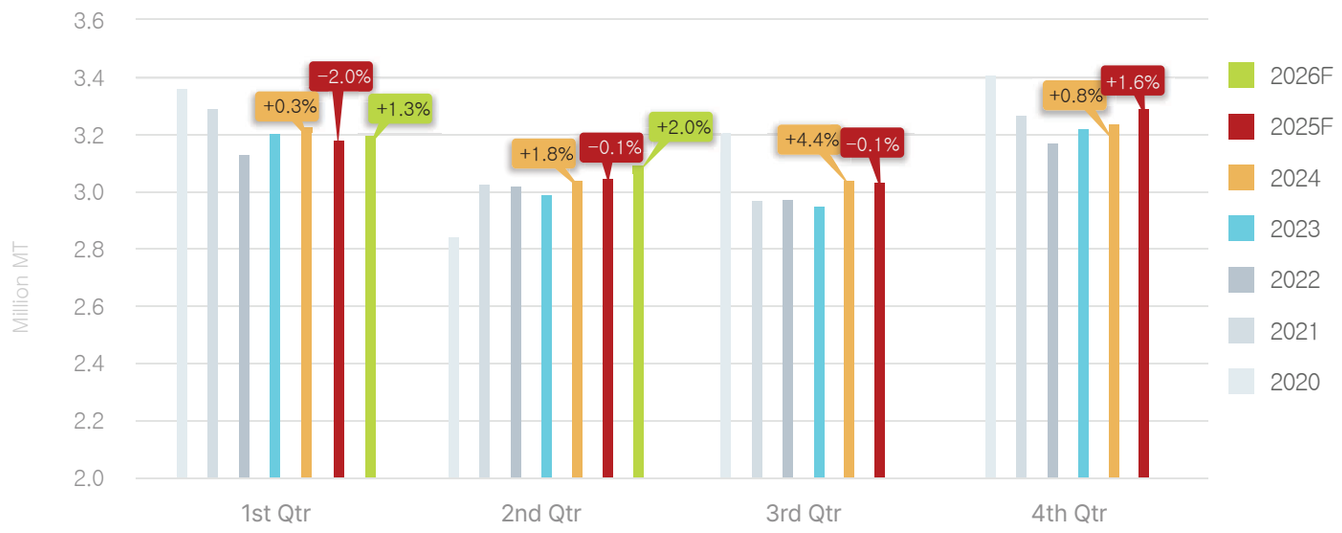

美国牛肉批发价格(美国农业部精选级)

单位：美元/千克，工厂交货价

以下价格信息是美国农业部(USDA)发布的美国国内流通平均批发价，请参考，并留意该价格与出口价格有差异。

IMPS # 产品	7/19	7/26	7月平均	8/2	8/9	8/16
112A Ribeye Roll, boneless, light	23.53	24.24	23.59	20.73	27.10	29.14
114 Shoulder clod	8.94	8.71	9.20	8.43	8.80	9.31
116A Chuck Roll neck-off	8.86	9.31	9.47	9.52	10.55	11.99
120 Brisket, boneless	9.95	9.76	10.16	9.21	9.88	10.28
123A Short Rib	13.74	13.89	13.31	13.25	13.26	13.95

160 Round, bone-in	9.15	9.34	6.89	-	-	9.52
167A Knuckle, peeled	10.36	10.38	10.33	10.57	10.53	10.71
168 Top Inside Round	9.30	9.24	9.35	9.05	9.63	10.33
170 Gooseneck Round 18-33	8.40	8.44	8.72	8.64	8.59	9.03
180 Strip Loin, boneless. 1x1	21.30	18.25	22.13	14.89	18.48	18.62
184 Loin, top butt, boneless	15.00	14.70	15.56	10.41	14.09	14.19
189A Tenderloin trimmed heavy	32.24	32.56	32.48	30.14	34.72	36.81
193 Flank Steak	19.26	19.17	19.55	19.98	19.95	20.25
Primal cut, Rib	11.11	11.35	11.17	11.61	10.66	12.70
Primal cut, Arm Chuck	6.79	6.67	6.95	6.63	6.75	7.46
Primal cut, Round	7.09	7.03	7.17	7.00	7.15	7.59
Primal cut, Loin	11.11	10.80	11.39	10.44	9.17	10.84

牛上脑

$/Kg

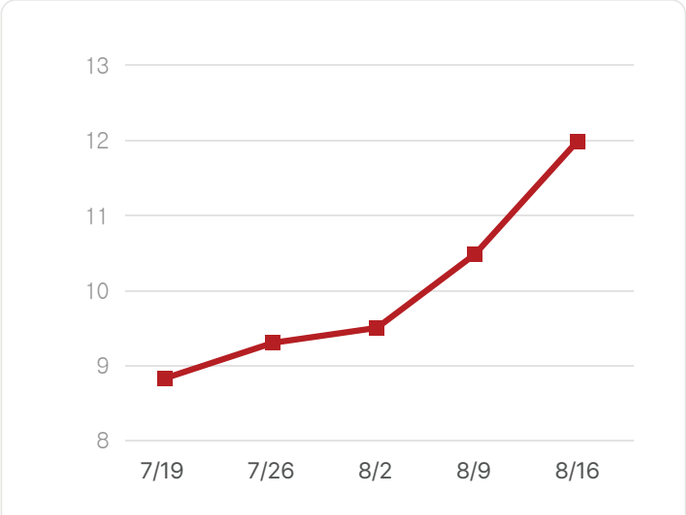

123A 牛小排(带骨)

$/Kg

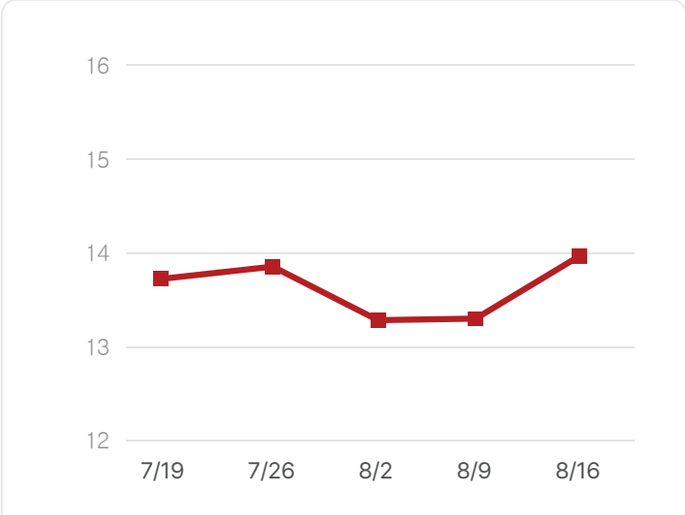

美国猪肉批发价格

单位：美元/千克，工厂交货价

以下价格信息是美国农业部(USDA)发布的美国国内流通平均批发价，请参考，并留意该价格与出口价格有差异

BPN # 产品	类似 IMPS#	7/19	7/26	7月平均	8/2	8/9	8/16
U40 Loin, trim	410	2.46	2.53	2.49	2.56	2.58	2.48
U41 Tenderloin, 1.25 down	415	4.30	4.28	4.25	4.37	4.30	4.35
U50 Picnic, smkr trm combo	405	2.52	2.52	2.47	2.50	2.39	2.42
U42 Boston butt trim	406	2.91	2.79	2.99	2.63	2.57	2.70
U44 Sparerib. 25#/dn-lgt	416	3.80	3.79	3.69	3.38	3.66	3.59
U46 Ham, bone in trimmed	401	2.58	2.83	2.53	2.87	2.87	2.65
U48 Belly, skin-on, fresh	408	4.76	4.77	4.79	4.69	4.75	4.69
U54 Front Feet, Toes on	420	1.52	1.43	1.48	1.29	1.21	1.31
U51 Neck Bones	421	1.03	0.81	0.89	0.80	0.77	0.82
Cheek Meat, trimmed	N/A	2.51	2.35	2.42	2.47	2.47	2.47
Al Backribs 2.0#/up 1 pc Vac, FZN	422	6.10	5.79	5.97	6.59	5.69	9.77

胴体价格

单位：美元/千克，工厂交货价

	7/19	7/26	7月平均	8/2	8/9	8/16
Beef Carcass	796.20	792.70	797.58	787.47	803.07	821.33
Pork Carcass	253.75	260.17	252.34	255.68	257.33	256.01

牛胴体

$/100Kg

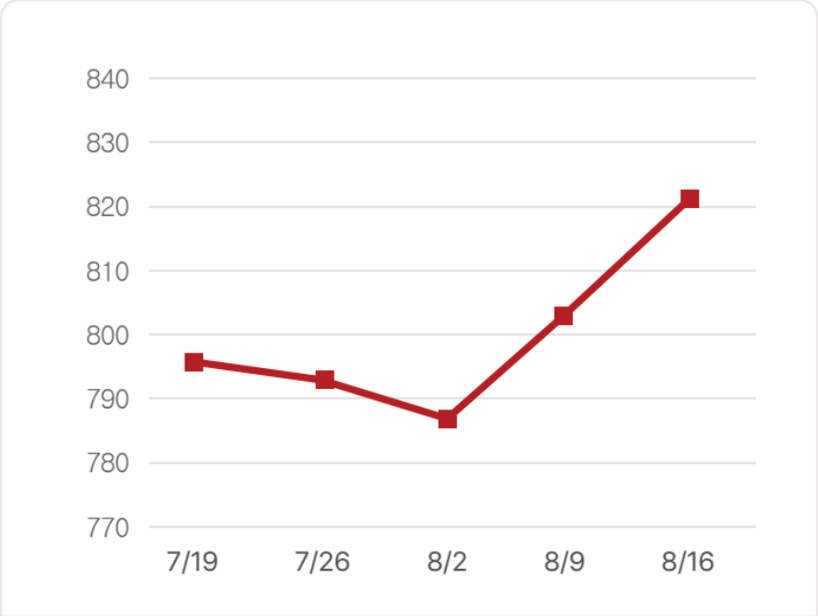

猪胴体

$/100Kg

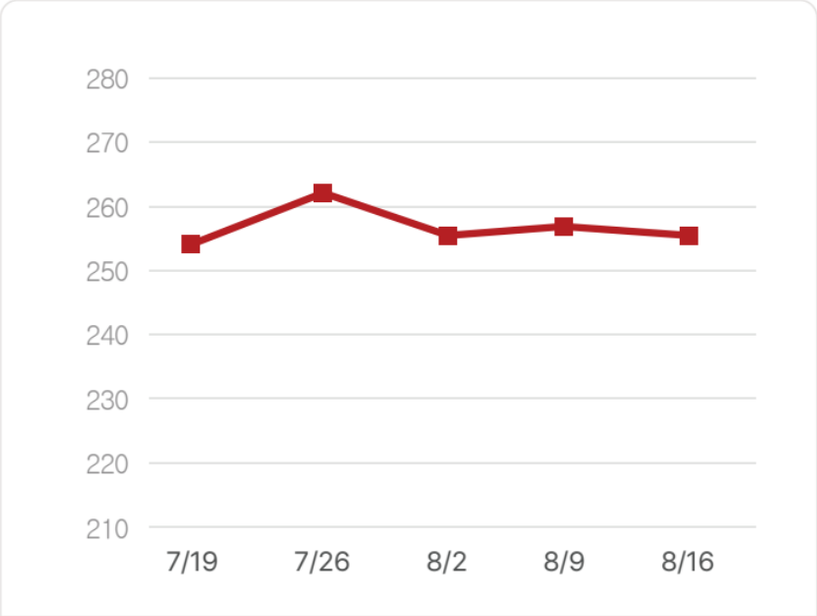

来源：USDA/FAS

禁止擅自摘录和刊登在MEF NEWSLINE上的所有文章。 必要时请一定要事先取得批准。

本邮件是根据会员注册时提供的信息发送给顾客的NEWSLINE邮件服务。
如果您不想接收邮件，请登录网站后，在修改会员信息时，在“MEF NEWSLINE”拒绝接收电子邮件栏中进行确认。

美国肉类出口协会

编辑：美国肉类出口协会北京代表处
北京市朝阳区亮马桥路42号 光明饭店写字楼303室
电话：+86 10 8441 8455

Published by U.S. Meat Export Federation (USMEF) 2025

MEF NEWSLINE

www.usmef.org.cn

UPDATE 2025. 8. 22

U.S. beef mark t trends

U.S. Beef Market Trends

The Choice beef cutout reached a record $3.94/lb. the last week of June and held at that record high the first week of July, but the cutout then trended lower through the rest of July and ended the month at an average of $3.64/lb. However, the Choice cutout started to rebound last week and increased by 2.7%, and this week it increased by 4.7%, bringing the cutout back near the record high at an average of $3.91/lb. this week, up 24% from last year and up 26% from 2023. The cutout typically trends higher through the rest of August as end users secure product for the Labor Day Holiday in early September (the holiday falls early on the calendar this year on September 1).

This year, prices are also being supported by significantly lower production levels ahead of the holiday. Beef production this week dropped to the lowest level apart from holiday weeks in recent years. Beef production had been higher than 2024 early this year, but it has dropped off sharply over the last seventeen weeks since mid-April. For the last seventeen weeks, beef production was down 5.8% from last year (for just the last four weeks, production was down 8.0%). Record heavy carcass weights for fed cattle had fully offset the decrease in slaughter until mid-April when cattle slaughter dropped more sharply. Over the last seventeen weeks, cattle slaughter was down 7.9% from last year.

The Choice/Select spread widened from $24.12/cwt last week to $25.22/cwt this week, which was the highest since the first week of January. This week's Choice/Select spread compares to $15.23/cwt last year and $25.83/cwt in 2023.

Compared to last week, the Choice short plate primal value decreased by 1% and the Choice flank primal was steady, while values increased for the other Choice primals: chuck (+8%), round (+6%), brisket (+5%), rib (+4%), loin (+3%).

Choice chuck roll prices have been trending higher since mid-July, and over the past two weeks, prices have increased by 23%. This week, prices averaged $5.45/lb., up 42% from last year and

U.S. beef mark t trends

Cutout Unit: Dollar/pound

$ 3.91 ^ $ 0.17

Previous week $3.74

Slaughter Number Unit: Head

530,000 ˅ 1.1 %

Previous week 536,000

Beef Production Unit: Pound

457.6 million ˅ 1.1 %

up 38% from 2023. Prices were the highest since last November. Prices typically reach their annual high in late October, and last year, prices peaked at a record $5.85/lb. in late October.

Prices have also been significantly higher for Choice trimmed shoulder clods since June. Prices reached a record $4.51/lb. at the end of June, and this week, prices averaged $4.31/lb., up 32% from last year and up 37% from 2023.

50% beef trim prices increased from mid-May through mid-July and reached a record high of $2.62/lb. five weeks ago as prices surged in July as fed beef production dropped off sharply and as seasonal demand for ground beef also supported prices. Prices then adjusted lower over the following three weeks to an average of $1.79/lb. two weeks ago. Prices increased again last week and averaged $1.85/lb., up 3% week-over-week, but prices trended lower again this week and dropped by 3% back to $1.79/lb., which was up 4% from last year and up 25% from 2023.

90% beef trim prices edged up 0.2% from last week again this week to a new record high of $4.20/lb., which was up 12% from last year and up 42% from 2023. Demand remains strong and supplies are tighter for domestic lean beef due to smaller cow slaughter, and trim imports are now be subject to at least 10% added reciprocal duties for all suppliers except Canada and Mexico. Imported 90% beef trim prices increased by 0.4% from last week's record to a new high of $3.68/lb. this week, which was up 24% from last year and up 52% from 2023.

Weekly estimated beef production was 457.6 million lbs., down 1.1% from last week and down 11.1% from last year. Year-to-date 2025 beef production was down 2.7% year-over-year.

Weekly estimated slaughter was 530,000 head, down 1.1% from last week and down 12.4% from last year. 2025 year-to-date cattle slaughter was down 5.6% year-over-year.

Live weights averaged 1,413 lbs., up 1 lb. from last week but up 20 lbs. from last year. Dressed weights averaged 865 lbs., steady with last week and up 13 lbs. from last year.

This Friday, cash steer prices rebounded by $3.38/cwt and were just shy of the record from two weeks ago at $242.64/cwt. Live cattle futures contracts traded just short of the contract highs set last Thursday at: August: $236.25 (+$3.70 from last Friday), October: $230.65 (+$4.67), and December: $232.18 (+$4.25).

From August 1 to 7, 2025, U.S. beef exports decreased 19% from the previous week, to 11,358 tons, of which exports to China dropped to zero.

Previous week 462.7million

Live Cattle

Unit: Dollar/100 pound

$ 242.64 ^ $ 3.38

Previous week $239.26

Ton

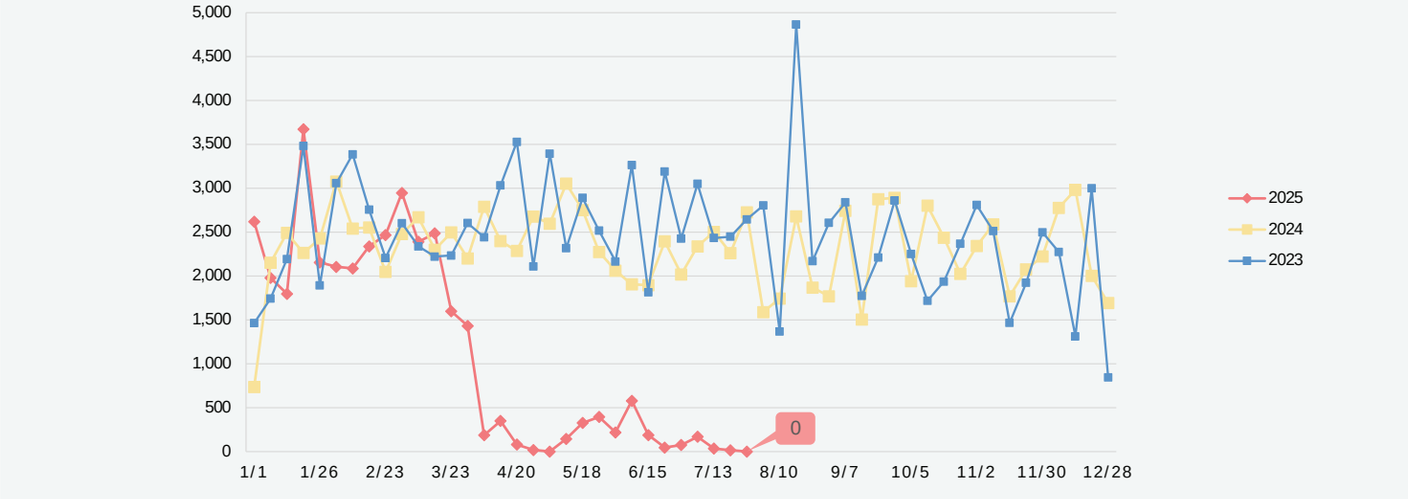

*Note: Update August 7, 2025./ *Exports from January 1 to August 7, 2025 totaled 34,950 tons

Beef Primal Values

Dollar/pound

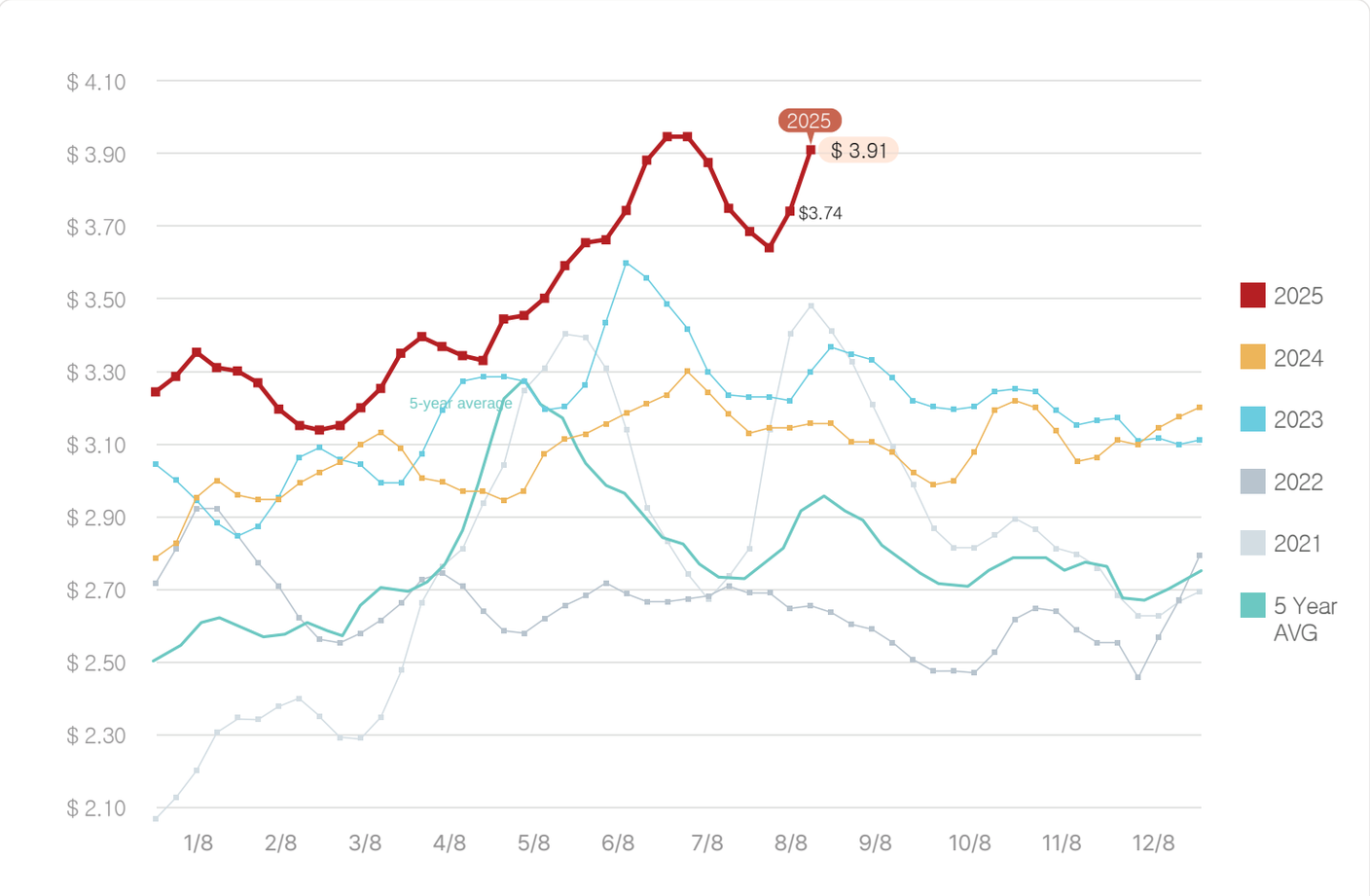

Beef Primal Values

Dollar/pound

Beef	Choice cutout	Select cutout	CHOICE							
			Rib	Chuck	Round	Loin	Brisket	Short Plate	Flank	50CL trim
8/18/2023	3.10	2.85	4.93	2.57	2.55	4.05	2.64	2.19	2.00	1.43
8/16/2024	3.16	3.01	4.65	2.72	2.81	3.97	2.57	2.30	1.96	1.72
8/15/2025	3.91	3.66	5.77	3.39	3.45	4.93	3.33	2.70	2.31	1.79
Compared to 2024	24%	22%	24%	25%	23%	24%	29%	17%	18%	4%
Compared to 2023	26%	29%	17%	32%	36%	22%	26%	23%	16%	25%

Note: The above price is a wholesale price in the United States based on the primal and may differ from export prices

U.S. pork market trends

U.S. Pork Market Trend

The pork cutout trended higher from mid-May through late June and reached $1.21/lb. at the end of June, which was the highest level since August 2022. The pork cutout adjusted lower in July, but increased at the end of the month to $1.18/lb. Over the last three weeks, the pork cutout has held between $1.16 and $1.17/lb. This week, the cutout was down 0.5% from last week at an average of $1.16/lb., which was up 17% from last year and up 8% from 2023.

Compared to last week, values were higher for the rib (+4%), belly (+4%), and butt (+4%) primals, while values were lower for the loin (-1%), picnic (-4%), and ham (-6%) primals.

After spiking to $1.21/lb. in mid-June, heavy bone-in ham prices increased again from mid-July through last week, when they again reached $1.21/lb., the highest level since 2014. Prices adjusted seasonally lower from last week a decreased by 8% to an average of $1.12/lb., which was up 18% from last year and up 15% from 2023.

As has been reported in recent weeks, spot boneless, boxed rollout ham prices have been volatile on thin trading volumes. The reported trading volume was 25,000 lbs. two weeks ago and 30,000 lbs. last week, while this week it was 28,000 lbs. Prices traded in a range between $1.60 and $2.64/lb. this week, for a weighted average of $2.11/lb., which was a 1% increase from last week. This was the fourth consecutive week of price increases, and prices reached the highest level since 2021 this week. Prices were up 48% from last year and up 21% from 2023.

Belly prices typically trend seasonally higher through July and peak for the year in late July/early August, but this year, prices increased earlier than usual with a notable seasonal run up in prices in June. Prices for 9-13 lb. boxed derind bellies averaged $3.36/lb. at the end of July, well above last year's July peak of $2.76/lb., but below the $3.50/lb. peak in early August 2023. This week, prices averaged $3.33/lb., up 21% from last year but steady with 2023.

Bacon is the top pork volume item sold at foodservice, but limited-service restaurant traffic has been impacted by a slowdown from lower income visitors due to high menu prices and perceived value.

Bacon is also a major pork retail item, and although volume sales of bacon were down 2.7% in the month of July, volume sales were up 2.5% for the latest 52-week period.

Stocks of pork bellies in cold storage have been below year-ago levels all year, and at the end of June, belly stocks totaled 44.1 million lbs., the lowest level for the month of June since 2021. Stocks were down 28% from last year and down 20% from the previous 5-year average.

Weekly estimated pork production was 507.7 million lbs., up 2.5% from last week but down 3.7% from last year.

Weekly hog slaughter was estimated at 2.417 million head, up 2.9% from last week but down 3.9% from last year.

Live weights averaged 282 lbs., steady with last week but up 1 lb. from last year. Dressed weights averaged 210 lbs., down 1 lb. from last week but steady with last year.

Cash hog prices averaged down 2% from the previous Friday, but this Friday, cash hog prices were up 1.1% or +$1.15/cwt from last Friday at an average of $107.88/cwt. Lean hog futures contracts traded at contract highs in mid-June and have since adjusted lower. This week, lean hog futures traded sharply lower on Wednesday and Thursday before rebounding somewhat on Friday: August: $109.65 (+$0.75 from last Friday), October: $90.10 (-$0.58), December: $83.03 (+0.75), and February: $85.63 (-$1.22).

From August 1 to 7, 2025, U.S. pork exports decreased 4% from the previous week, to 26,989 tons, of which exports to China were 2,244 tons, down 21% from the previous week.

U.S. pork market trends

Cutout

Unit: Dollar/pound

$ 1.16 ⌄ $ 0.01

Unit: Dollar/pound $1.17

Slaughter Number

Unit: Head

2.417 million ⌃ 2.9 %

Unit: Dollar/pound 2.350 million

Pork Production

Unit: Pound

507.7 million ⌃ 2.5 %

Unit: Dollar/pound 495.1 million

Live Hog

Unit: Dollar/100 pound

$ 107.88 ⌃ $ 1.15

Unit: Dollar/pound $106.73

Ton

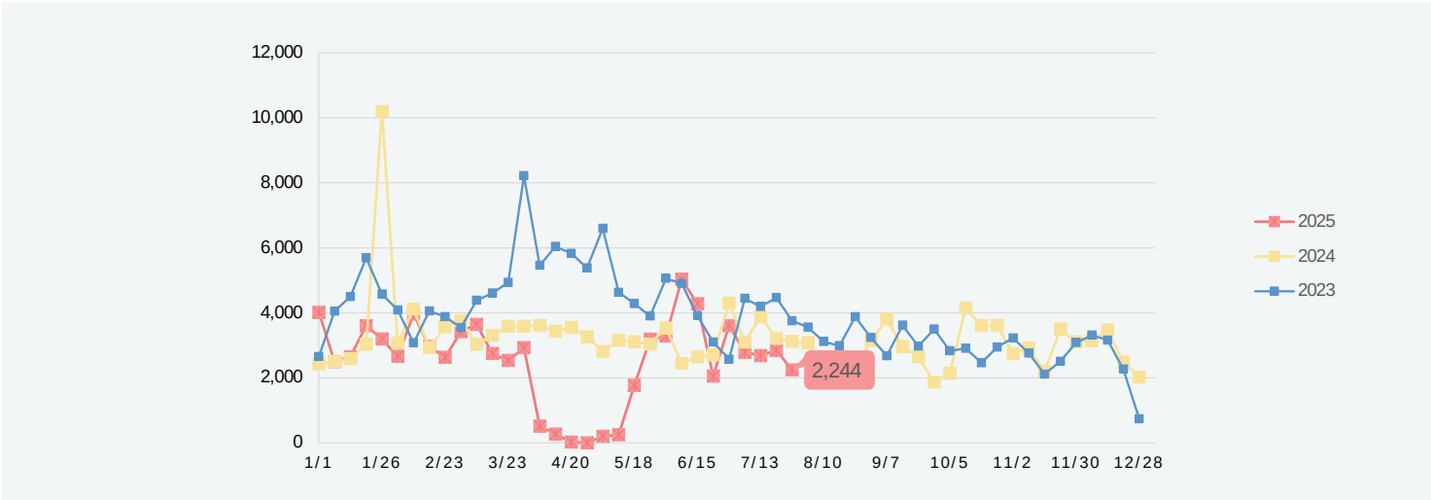

*Note: Update August 7, 2025./ *Eø orts from â nuary 1 to August 7, 2025 totaled 78,862 tons

Pork Cutout Weekly Price

Dollar/pound

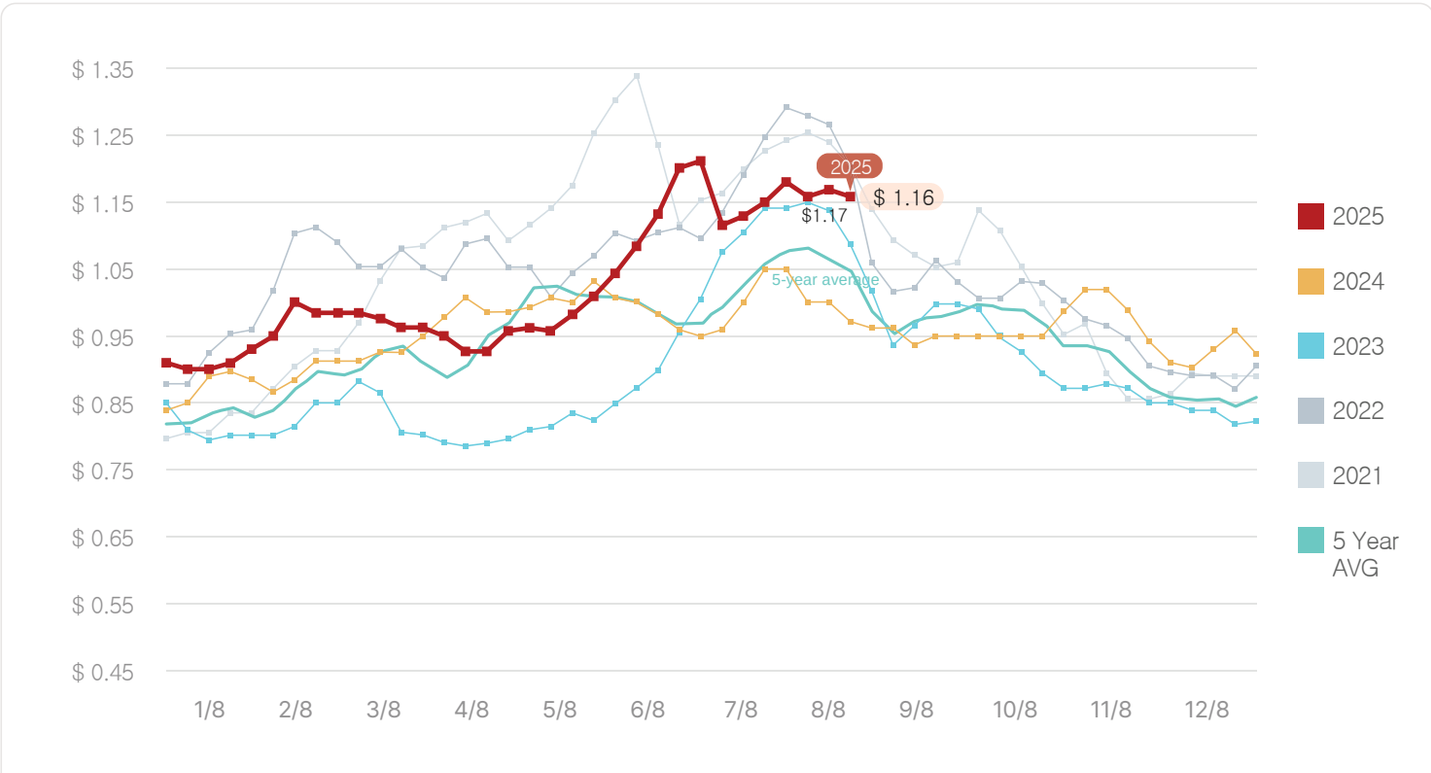

Pork Primal Values

Dollar/pound

Pork	Cutout	Loin	Butt	Picnic	Rib	Ham	Belly
8/18/2023	1.08	0.96	1.04	0.80	1.13	0.95	1.93
8/16/2024	1.00	0.97	1.08	0.77	1.24	0.94	1.39
8/15/2025	1.16	0.98	1.15	0.91	1.52	1.11	1.96
Compared to 2024	17%	1%	7%	19%	23%	18%	41%
Compared to 2023	8%	2%	11%	14%	35%	16%	2%

Note: The above price is a wholesale price in the United States based on the Big rib(primal) and may differ from export prices.

USDA Status Report

Outlook for U.S. Pork and Beef Production

Last week, the U.S. Department of Agriculture (USDA) released its latest World Agricultural Supply and Demand Estimates (WASDE) report. The report revised its previous projection downward (-1.0%), forecasting that 2025 U.S. beef production will decline by 3.9% year-on-year to 11.76 million tons, as slaughter numbers are expected to be lower than anticipated.

For 2025 beef exports, the USDA had sharply lowered its projection in the April report, reflecting trade barriers with China, and forecast a 10.6% year-on-year decline. While the forecasts were adjusted downward again in May, they were revised upward in June and July. However, in the August report, the projection was lowered once again, with beef exports now expected to fall 10.8% compared to the previous year.

Throughout this year, the USDA had consistently projected that 2025 U.S. pork production would increase year-on-year. However, since June, slaughter numbers and production have been trending lower than the previous year, leading the USDA to revise its previous estimate downward (-1.0%). Pork production is now projected at 12.59 million tons in 2025, representing a 0.2% decrease compared to 2024.

As for 2025 pork exports, the USDA had projected record-high volumes up until the March report. But after incorporating China's retaliatory tariffs, subsequent forecasts were revised downward. The July report slightly adjusted the projection upward (+0.2%), and the August report has further raised it slightly (+0.1%). Even with these revisions, 2025 pork exports are still projected to decline 2.0% compared to the previous year.

U.S. Quarterly Beef Production Forecast

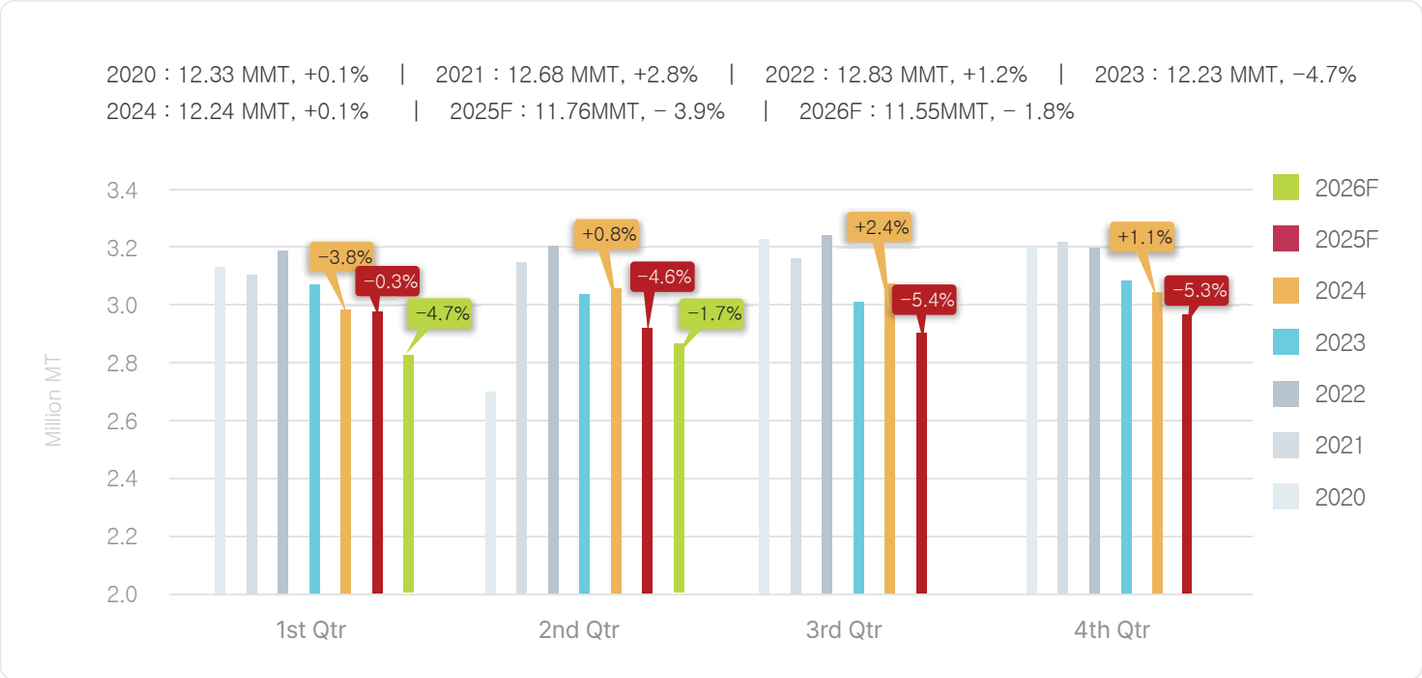

U.S. Quarterly Pork Production Forecast

2020 : +2.4% 12.84 MMT | 2021 : −2.2% 12.55 MMT | 2022 : −2.5% 12.25 MMT | 2023 : +1.1% 12.38 MMT
2024 : +1.8% 12.60 MMT | 2025F : −0.2% 12.59 MMT | 2026F : +2.3% 12.87MMT

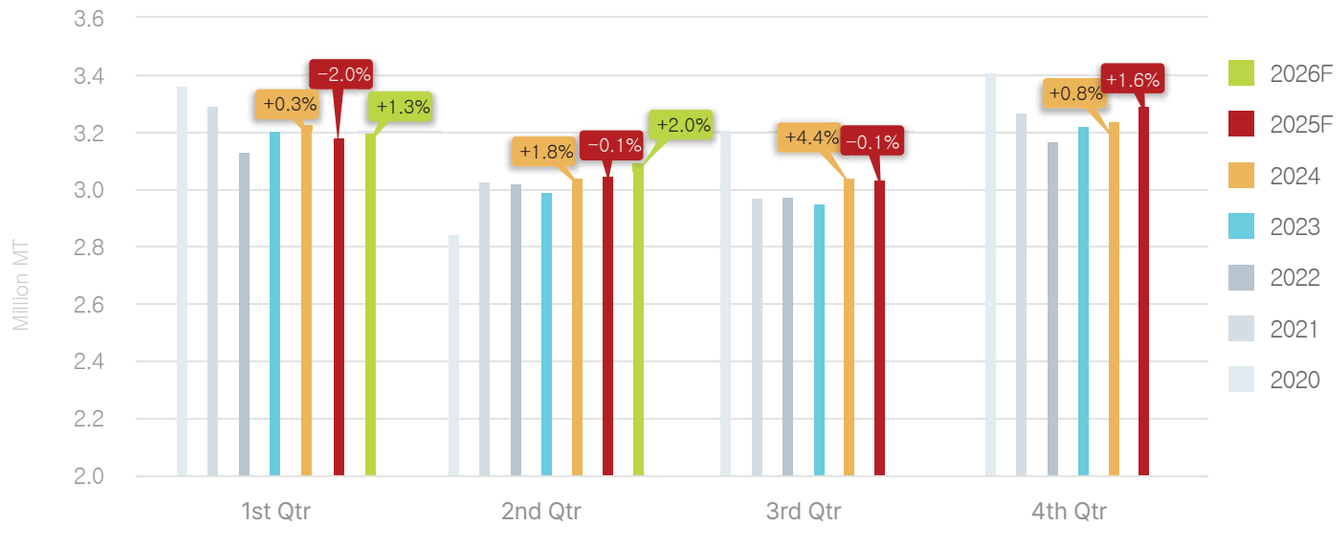

U.S. Beef Wholesale Prices (USDA CHOICE GRADE)

Unit : US $/kg, FOB Plant

Please note that the price information below is the average wholesale price for distribution in the U.S. as announced by the U.S. Department of Agriculture (USDA) and may differ from export prices.

IMPS # Item	7/19	7/26	June Average	8/2	8/9	8/16
112A Ribeye Roll, boneless, light	23.53	24.24	23.59	20.73	27.10	29.14
114 Shoulder clod	8.94	8.71	9.20	8.43	8.80	9.31
116A Chuck Roll neck-off	8.86	9.31	9.47	9.52	10.55	11.99
120 Brisket, boneless	9.95	9.76	10.16	9.21	9.88	10.28
123A Short Rib	13.74	13.89	13.31	13.25	13.26	13.95
160 Round, bone-in	9.15	9.34	6.89	–	–	9.52
167A Knuckle, peeled	10.36	10.38	10.33	10.57	10.53	10.71
168 Top Inside Round	9.30	9.24	9.35	9.05	9.63	10.33
170 Gooseneck Round 18-33	8.40	8.44	8.72	8.64	8.59	9.03
180 Strip Loin, boneless. 1x1	21.30	18.25	22.13	14.89	18.48	18.62
184 Loin, top butt, boneless	15.00	14.70	15.56	10.41	14.09	14.19
189A Tenderloin trimmed heavy	32.24	32.56	32.48	30.14	34.72	36.81
193 Flank Steak	19.26	19.17	19.55	19.98	19.95	20.25
Primal cut, Rib	11.11	11.35	11.17	11.61	10.66	12.70
Primal cut, Arm Chuck	6.79	6.67	6.95	6.63	6.75	7.46
Primal cut, Round	7.09	7.03	7.17	7.00	7.15	7.59
Primal cut, Loin	11.11	10.80	11.39	10.44	9.17	10.84

Beef Chuck Roll

$/Kg



123A Short Rib

$/Kg



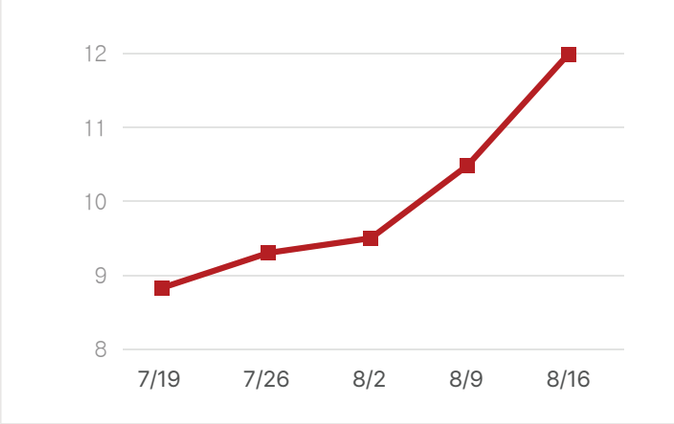

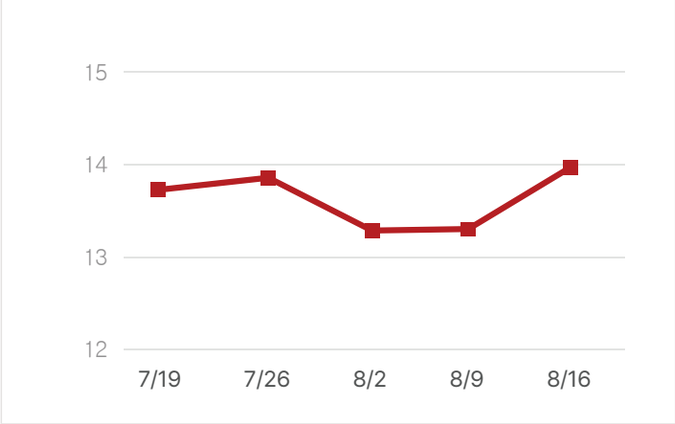

U.S. Pork Wholesale Prices

Unit: US $/kg, FOB Plant

Please note that the price information below is the average wholesale price for distribution in the U.S. as announced by the U.S. Department of Agriculture (USDA) and may differ from export prices.

BPN # Item	Similar IMPS#	7/19	7/26	June Average	8/2	8/9	8/16
U40 Loin, trim	410	2.46	2.53	2.49	2.56	2.58	2.48
U41 Tenderloin, 1.25 down	415	4.30	4.28	4.25	4.37	4.30	4.35
U50 Picnic, smkr trm combo	405	2.52	2.52	2.47	2.50	2.39	2.42
U42 Boston butt trim	406	2.91	2.79	2.99	2.63	2.57	2.70
U44 Sparerib. 25#/dn-lgt	416	3.80	3.79	3.69	3.38	3.66	3.59
U46 Ham, bone in trimmed	401	2.58	2.83	2.53	2.87	2.87	2.65
U48 Belly, skin-on, fresh	408	4.76	4.77	4.79	4.69	4.75	4.69
U54 Front Feet, Toes on	420	1.52	1.43	1.48	1.29	1.21	1.31
U51 Neck Bones	421	1.03	0.81	0.89	0.80	0.77	0.82
Cheek Meat, trimmed	N/A	2.51	2.35	2.42	2.47	2.47	2.47
AI Backribs 2.0#/up 1 pc Vac, FZN	422	6.10	5.79	5.97	6.59	5.69	9.77

CARCASS PRICE

Unit: US $/kg, FOB Plant

	7/19	7/26	June Average	8/2	8/9	8/16
Beef Carcass	796.20	792.70	797.58	787.47	803.07	821.33
Pork Carcass	253.75	260.17	252.34	255.68	257.33	256.01

Beef Carcass

$/100Kg

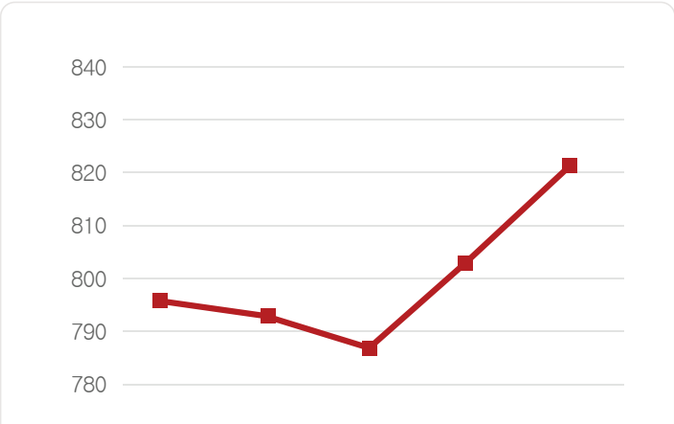

Pork Carcass

$/100Kg

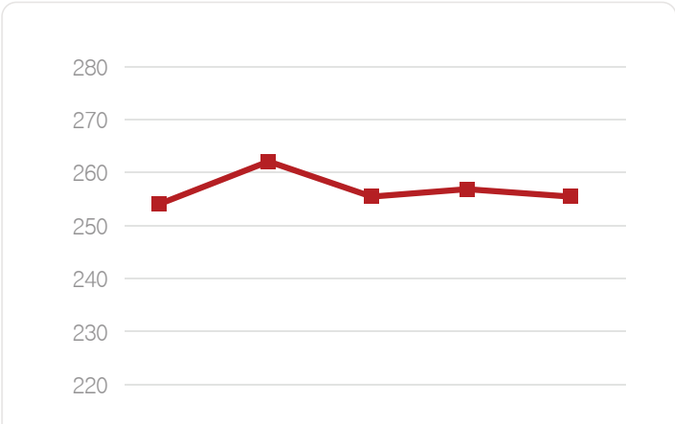





Souce: USDA/FAS

Unauthorized extraction and publication of all articles on MEF NEWSLINE is prohibited.
Please be sure to obtain permission in advance if necessary.

U.S. Meat Export Federation

U.S. Meat Export Federation, Beijing Representative Office
Suite 303, 3rd Floor, Guangming Hotel Office Bldg., No.42 Liangmaqiao Road, Chaoyang District, Beijing 100125, China
Tel: +86 10 8441 8455