美国肉类出口协会发行 2025

美国红肉新闻纵览

www.usmef.org.cn

更新日期 2025. 7. 11

美国农业部市场指标变化趋势

美国农业部最新发布的主要市场指标概要



2022 Avg vs. 2021 Avg　2023 Avg vs. 2022 Avg　2024 Avg vs. 2023 Avg　2025 ytd vs. 2024 ytd

* 育肥牛存栏量	2025年6月1日
* 谷饲牛肉产量	年至今
* 出口量	2025年4月，不含副产品
* 冷冻库存量	2025年5月底
* 玉米价格	2025年4月平均价格

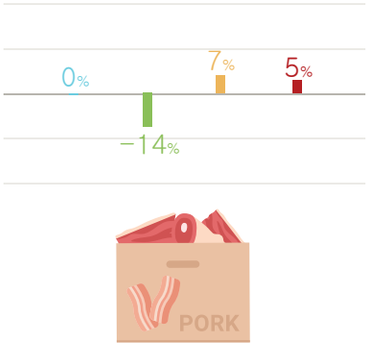

猪胴体综合价

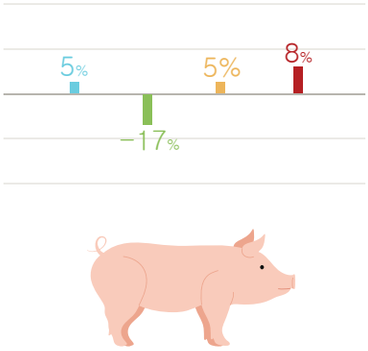

生猪价格

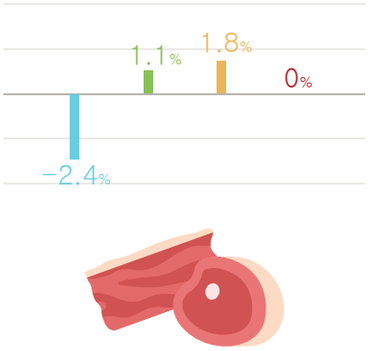

猪肉产量

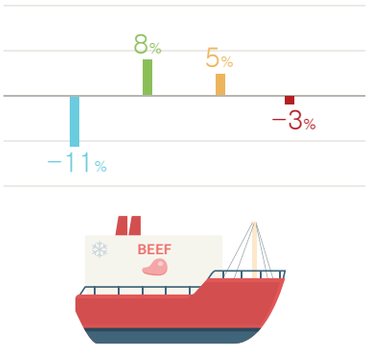

出口量

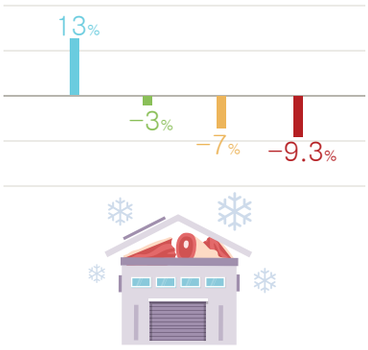

冷冻库存量

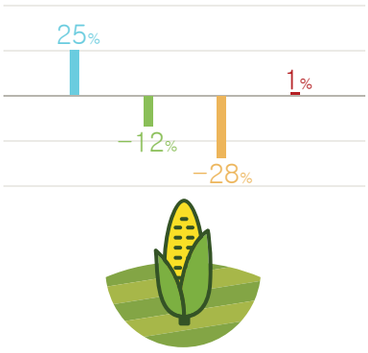

玉米价格

2022 Avg vs. 2021 Avg　2023 Avg vs. 2022 Avg　2024 Avg vs. 2023 Avg　2025 ytd vs. 2024 ytd

* 猪肉产量	年至今
* 出口量	2025年4月，不含副产品

* 冷冻库存量	2025年5月底
* 玉米价格	2025年4月平均价格

美国牛肉市场趋势

美国牛肉市场动向

本周精选级牛胴体综合价与上周持平，维持在每磅3.94美元的历史高位（不包括2020年疫情初期价格短暂飙升的几周）。该价格较去年同期上涨19%，较2023年同期上涨22%。

精选级与可选级牛胴体价差从上周的13.30美元/百磅略微收窄至本周的13.21美元/百磅，而去年同期该价差为24.38美元/百磅，2023年同期为31.31美元/百磅。

精选级初级分割部位价格环比变化方面，肋排（rib）下跌4%，腰脊（loin）下跌1%；其他部位价格均上涨：腹胁（flank）上涨4%，胸腹（short plate）上涨3%，前胸（brisket）上涨2%，后腿（round）上涨2%，肩胛（chuck）上涨1%。

精选级精修牛霖价格连续第二周创下历史新高（不包括2020年疫情初期价格短暂飙升的几周）。本周均价为4.68美元/磅，环比上涨1%，较三周前累计上涨13%。该价格较去年同期上涨17%，较2023年同期上涨40%。

精选级烩扒价格近期持续上涨，本周均价为4.17美元/磅，创下历史新高（不包括疫情初期价格短暂飙升的几周），较去年同期上涨27%，较2023年同期上涨49%。

精选级针扒本周价格略低于两周前创下的历史高点，为4.27美元/磅，该价格较去年同期上涨16%，较2023年同期上涨37%。

50%牛碎肉价格连续第八周上涨，本周环比上涨10%（近三周累计上涨78%），达到2.59美元/磅，创下历史新高。该价格较去年同期上涨163%，较2023年同期上涨38%。近期谷饲牛肉产量急剧下降，叠加季节性牛碎肉需求增加，推动价格大幅上涨。此外，本周因美国独立日假期，屠宰量减少，也导致碎肉供应减少，进一步支撑价格。

90%牛碎肉价格本周创下历史新高，达到4.09美元/磅，该价格较去年同期上涨10%，较2023年同期上涨40%。

本周（含独立日假期）预估牛肉产量为4.092亿磅，环比下降15.4%，同比下降7.1%。2025年至今累计牛肉产量同比下降1.9%。

本周预估活牛屠宰量为47.4万头，环比下降15.4%，同比下降9.0%。2025年至今累计活牛屠宰量同比下降5.1%。

本周牛只宰前均重为1,412磅，环比减少3磅，同比增加27磅；宰后均重为865磅，环比持平，同比增加18磅。

活牛现货价格在6月中旬创下历史新高后，目前仍接近该高位。本周四（7月3日，因7月4日假期未发布价格），活牛现货均价为229.17美元/百磅，环比上涨1.26美元，涨幅0.6%。活牛期货合约价格上涨，8月合约价格为每百磅214.05美元（较上周五上涨0.75美元），10月合约价格为每百磅210.90美元（上涨1.07美元），12月合约价格为每百磅211.25美元。

2025年6月20日至26日，美国牛肉出口量为14,825吨，环比增长18%，其中对中国大陆出口量为188吨。

美国牛肉市场趋势

胴体综合价 单位：美元/磅

$ 3.94 $ 0.00

前一周 $3.94

屠宰数量 单位：头

47.4万 ∨ 15.4 %

前一周 56.0万

牛肉产量 单位：磅

4.092亿 ∨ 15.4 %

前一周 4.836亿

活牛价格 单位：美元/100磅

$ 229.17 ∧ $ 1.26

前一周 $227.91

吨

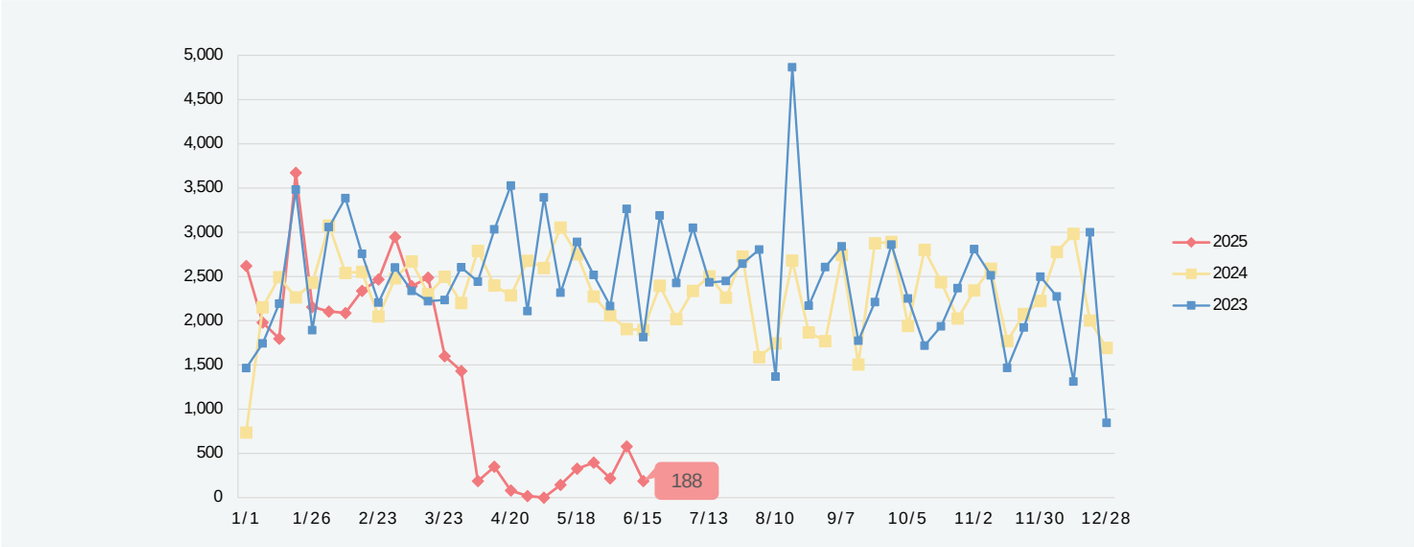

注：2025年6月26日更新。 / *2025年1月1日至6月26日，出口总量34,613吨

周度牛胴体综合价

美元/磅

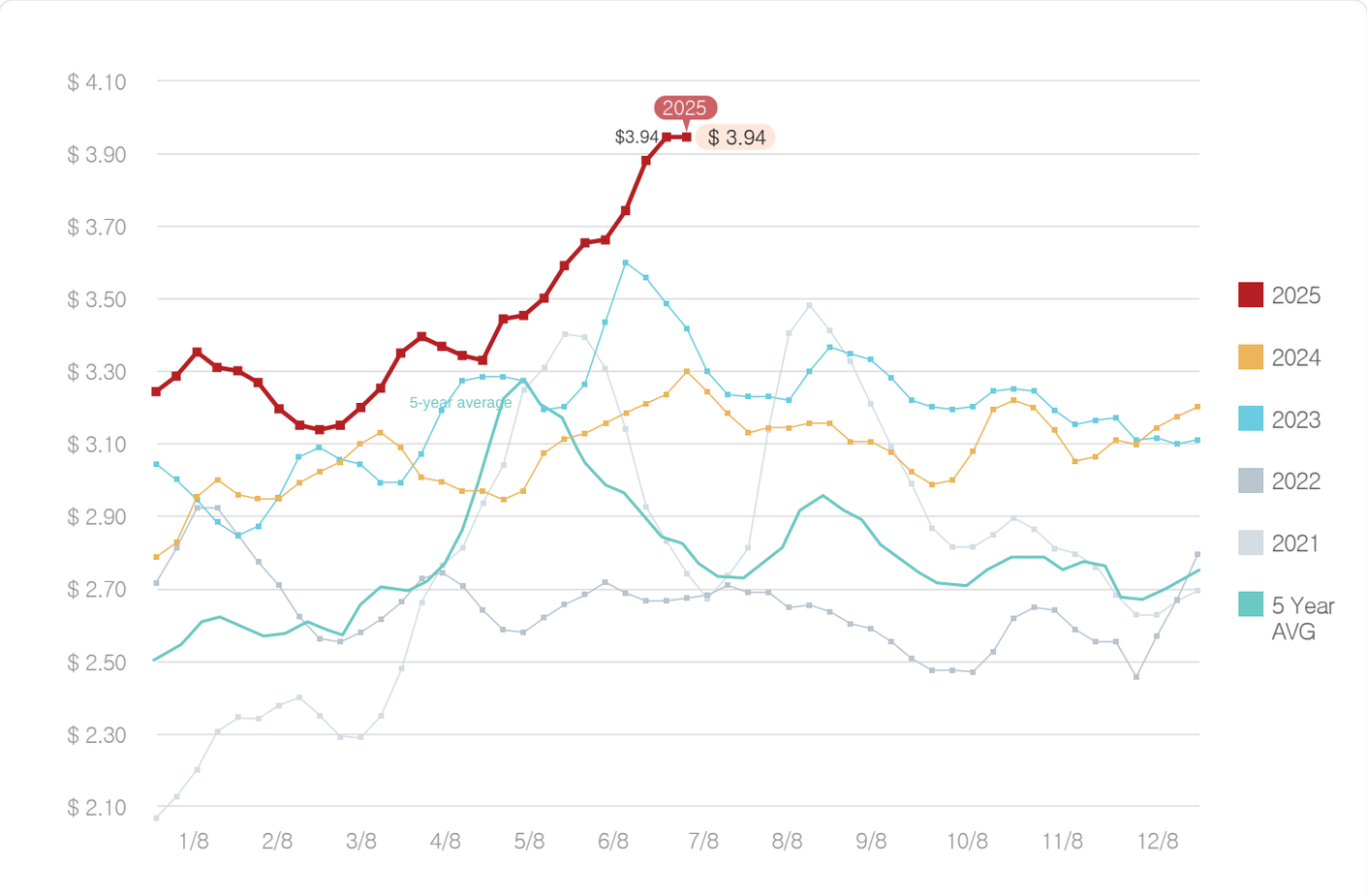

牛肉初级分割品价格

美元/磅

Beef	Choice cutout	Select cutout	CHOICE							
			Rib	Chuck	Round	Loin	Brisket	Short Plate	Flank	50CL trim
7/7/2023	3.22	2.91	4.71	2.53	2.38	4.73	2.72	2.57	2.34	1.88
7/5/2024	3.30	3.06	4.98	2.67	2.77	4.58	2.79	2.12	1.77	0.98
7/3/2025	3.94	3.81	5.08	3.29	3.34	5.47	3.58	3.05	2.50	2.59
与去年相比	19%	25%	2%	23%	21%	19%	28%	44%	41%	163%
与2023年相比	22%	31%	8%	30%	40%	16%	31%	19%	7%	38%

注: 上述价格为初级分割品价格，且是美国国内的批发价格，因此与出口价格存在差异

美国猪肉市场趋势

美国猪肉市场动向

在连续七周上涨后，本周猪胴体综合价有所回落，环比下降7.1%，至1.12美元/磅，为近四周以来最低水平。但该价格仍较去年同期上涨19%，较2023年同期上涨4%。

通常情况下，猪胴体综合价从4月初至5月因烧烤季节需求而上涨，并在7月和8月因五花价格达到年内峰值且屠宰量季节性减少而达到全年高点。过去六周，生猪屠宰量同比下降2.6%，猪肉产量同比下降2.2%，产量的下降对价格形成支撑。

本周猪各初级分割部位价格普遍环比下跌：腰脊（loin）价格略微下跌，其他部位跌幅较大：前腿（picnic）下跌5%，五花（belly）下跌9%，颈背（butt）下跌9%，肋排（rib）下跌10%，后腿（ham）下跌12%。

重磅带骨后腿价格在两周前飙升至2014年以来最高水平。在连续两周累计上涨15%后，上周和本周价格连续两周下跌，跌幅分别为5%和15%，本周均价为0.97美元/磅。该价格较去年同期上涨6%，较2023年同期下跌1%。此前几周的价格上涨反映了6月和7月季节性上涨趋势，但今年的上涨时间较往年提前，主要由于屠宰量季节性减少以及墨西哥市场强劲出口需求的支撑。

近期，去骨箱装后腿肉价格波动较大，交易量较低但整体有所抬升。上周交易量为4.6万磅，本周为2.7万磅。本周成交价格在1.60美元/磅至2.56美元/磅之间波动，加权平均价为1.95美元/磅，环比下跌4%，但仍为去年12月以来最高水平。该价格较去年同期上涨17%，较2023年同期上涨16%。

本周（含独立日假期）预估猪肉产量为3.951亿磅（ #1 注：美国农业部将上周数据修订为5.164亿磅），环比下降23.5%，同比下降7.5%。

本周预估生猪屠宰量为184.6万头（ #2 注：美国农业部将上周数据修订为240.3万头），环比下降23.2%，同比下降8.6%。

本周生猪宰前均重为288磅，环比减少1磅，同比增加5磅；宰后均重为214磅，环比减少1磅，同比增加2磅。

生猪现货价格继续上涨，本周均价为110.21美元/百磅，环比上涨2.12美元/百磅。生猪期货合约在6月中旬创下合约高点后，近期整体下跌，7月3日（周四）合约结算价为：7月合约每百磅107.98美元（较上周五下跌5.27美元），8月合约每百磅106.10美元（下跌4.18美元），10月合约每百磅92.10美元（下跌2.53美元），12月合约每百磅84.20美元（下跌1.50美元）。

2025年6月20日至26日，美国猪肉出口量为30,068吨，环比下降25%，其中对中国大陆出口量为4,278吨，环比下降15%。

美国猪肉市场趋势

胴体综合价 单位：美元/磅

$ 1.12 ∨ $ 0.09

前一周 $1.21

屠宰数量 单位：头

184.6万 ∨ 23.2 %

前一周 240.3万

猪肉产量 单位：磅

3.951亿 ∨ 23.5 %

前一周 5.164亿

生猪价格 单位：美元/100磅

$ 110.21 ∧ $ 2.12

前一周 $108.09

#1 美国农业部
将上周数据修订为5.164亿磅

#2 美国农业部
将上周数据修订为240.3万头

吨

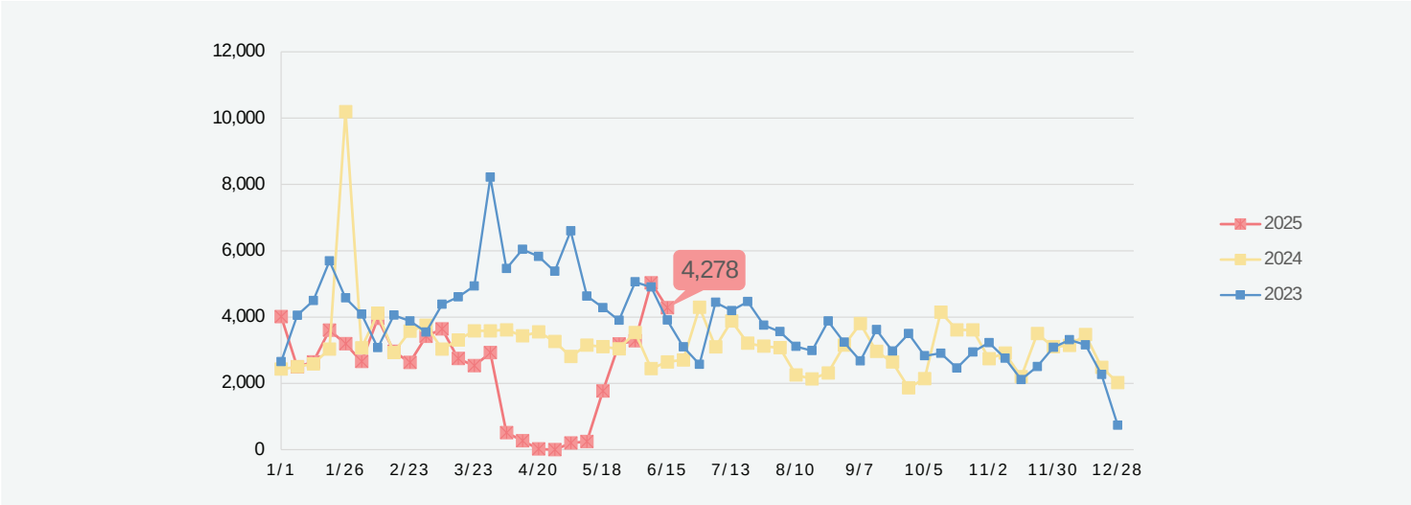

注：2025年6月26日更新。 / *2025年1月1日至6月26日，出口总量62,633 吨

周度猪胴体综合价

美元/磅

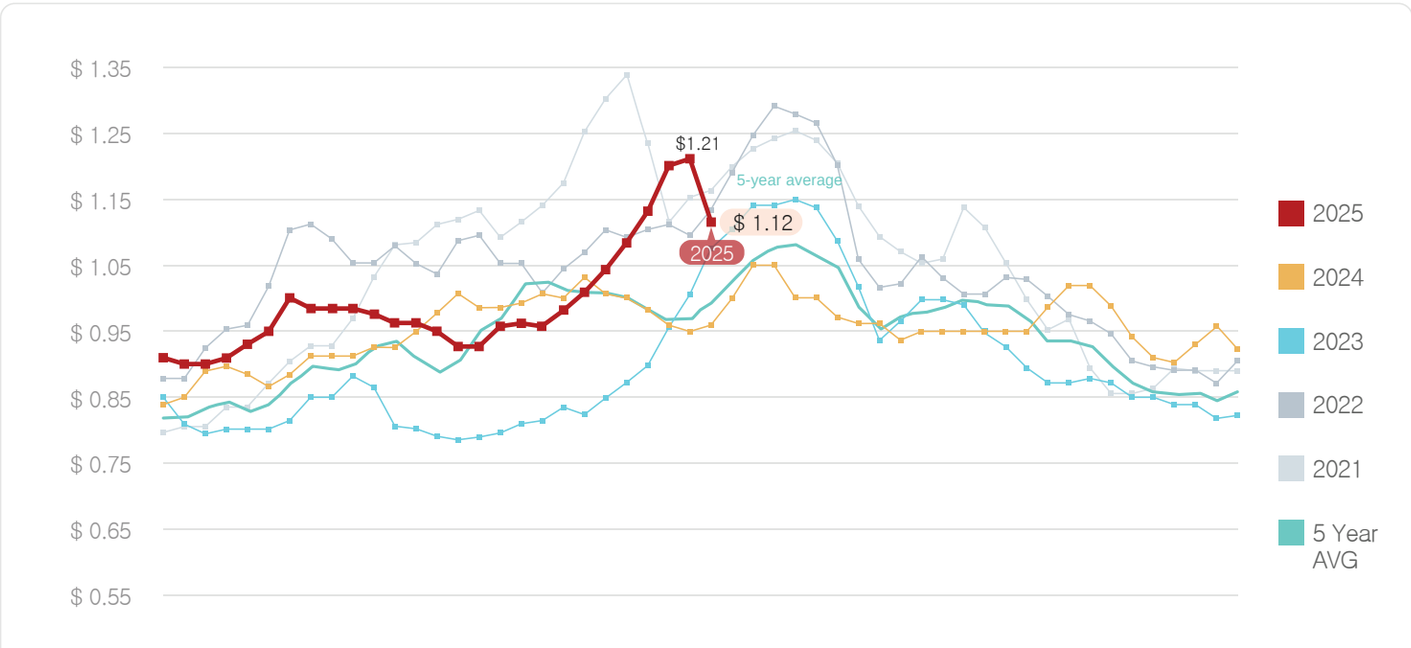

猪肉初级分割品价格

美元/磅

Pork	Cutout	Loin	Butt	Picnic	Rib	Ham	Belly
7/7/2023	1.07	0.99	1.57	0.84	1.52	0.96	1.37
7/5/2024	0.95	0.94	1.20	0.74	1.44	0.87	1.14
7/3/2025	1.12	0.98	1.35	0.86	1.60	1.00	1.75
与去年相比	19%	4%	12%	16%	10%	15%	53%
与2023年相比	4%	-1%	-14%	3%	5%	3%	28%

注: 上述价格为初级分割品价格，且是美国国内的批发价格，因此与出口价格存在差异.

美国牛肉批发价格(美国农业部精选级)

单位：美元/千克，工厂交货价

以下价格信息是美国农业部(USDA)发布的美国国内流通平均批发价，请参考，并留意该价格与出口价格有差异。

IMPS # 产品	6/7	6/14	6/21	6/28	6月平均	7/5
112A Ribeye Roll, boneless, light	25.97	25.89	25.86	25.29	25.75	23.80
114 Shoulder clod	8.37	8.35	9.48	9.76	8.99	9.75
116A Chuck Roll neck-off	8.98	9.33	10.09	9.99	9.60	9.97
120 Brisket, boneless	9.99	10.12	10.46	10.74	10.33	10.89
123A Short Rib	13.61	13.53	13.30	14.02	13.62	12.64
160 Round, bone-in	9.26	9.15	-	9.25	9.22	-
167A Knuckle, peeled	8.97	9.14	9.83	10.24	9.55	10.30
168 Top Inside Round	8.36	8.64	9.41	9.22	8.91	9.39
170 Gooseneck Round 18-33	7.48	8.15	8.18	8.72	8.13	9.18
180 Strip Loin, boneless. 1x1	25.77	25.91	26.03	25.71	25.86	25.62
184 Loin, top butt, boneless	15.52	15.69	16.04	16.32	15.89	16.68
189A Tenderloin trimmed heavy	31.64	31.72	32.08	32.64	32.02	32.82
193 Flank Steak	18.06	18.85	19.18	19.79	18.97	19.91
Primal cut, Rib	11.66	11.73	11.85	11.63	11.72	11.18
Primal cut, Arm Chuck	6.42	6.62	7.05	7.18	6.82	7.23
Primal cut, Round	6.49	6.66	7.05	7.23	6.86	7.35
Primal cut, Loin	11.63	11.86	12.07	12.14	11.93	12.03

牛上脑

$/Kg



123A 牛小排(带骨)

$/Kg



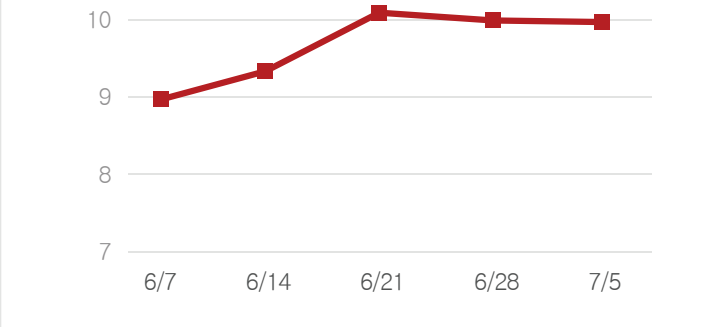

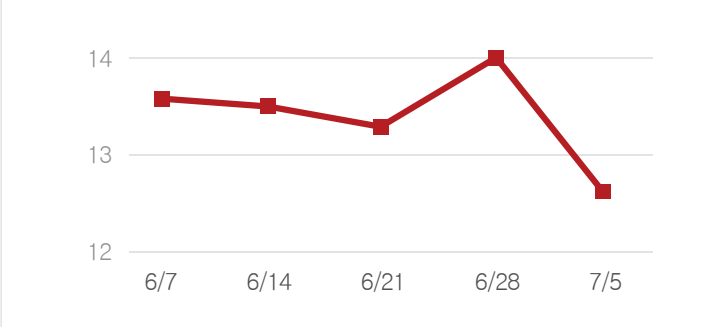

美国猪肉批发价格

单位：美元/千克，工厂交货价

以下价格信息是美国农业部(USDA)发布的美国国内流通平均批发价，请参考，并留意该价格与出口价格有差异

BPN # 产品	类似 IMPS#	6/7	6/14	6/21	6/28	6月平均	7/5
U40 Loin, trim	410	2.36	2.39	2.43	2.54	2.43	2.48
U41 Tenderloin, 1.25 down	415	4.09	4.10	4.21	4.29	4.17	4.19
U50 Picnic, smkr trm combo	405	2.13	2.31	2.32	2.43	2.30	2.35
U42 Boston butt trim	406	3.33	3.55	3.75	3.78	3.60	3.24
U44 Sparerib. 25#/dn-lgt	416	3.79	3.72	3.34	3.58	3.61	3.68
U46 Ham, bone in trimmed	401	0.00	0.00	2.75	2.81	1.39	2.36
U48 Belly, skin-on, fresh	408	4.16	4.38	4.82	4.84	4.55	4.84
U54 Front Feet, Toes on	420	1.30	1.37	1.48	1.45	1.40	1.54
U51 Neck Bones	421	0.76	0.77	0.79	0.97	0.82	0.94
Cheek Meat, trimmed	N/A	2.30	2.32	2.32	2.32	2.32	2.31
AI Backribs 2.0#/up 1 pc Vac, FZN	422	-	5.98	5.63	5.67	5.76	6.05

胴体价格

单位：美元/千克，工厂交货价

	6/7	6/14	6/21	6/28	6月平均	7/5
Beef Carcass	776.40	793.83	812.88	813.01	799.03	802.89
Pork Carcass	237.20	249.39	263.45	265.58	253.91	246.75

牛胴体

$/100Kg

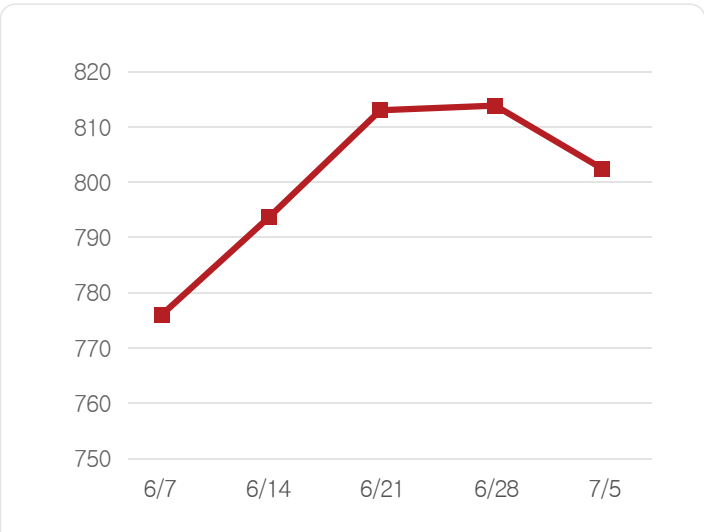

猪胴体

$/100Kg

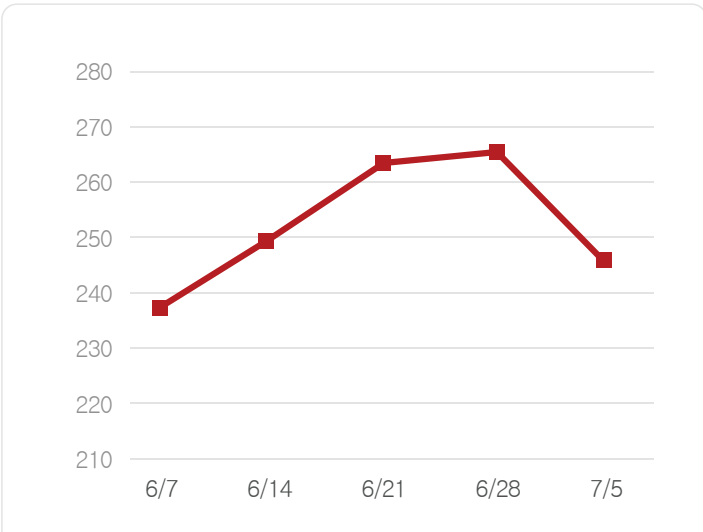

来源：USDA/FAS

禁止擅自摘录和刊登在MEF NEWSLINE上的所有文章。 必要时请一定要事先取得批准。

本邮件是根据会员注册时提供的信息发送给顾客的NEWSLINE邮件服务。
如果您不想接收邮件，请登录网站后，在修改会员信息时，在“MEF NEWSLINE”拒绝接收电子邮件栏中进行确认。

美国肉类出口协会

编辑 : 美国肉类出口协会北京代表处
北京市朝阳区亮马桥路42号 光明饭店写字楼303室
电话 : +86 10 8441 8455

Published by U.S. Meat Export Federation (USMEF) 2025

MEF NEWSLINE

www.usmef.org.cn

UPDATE 2025. 7. 11

USDA market trends

Summary of Key Market Indicators Update by the US Department of Agriculture

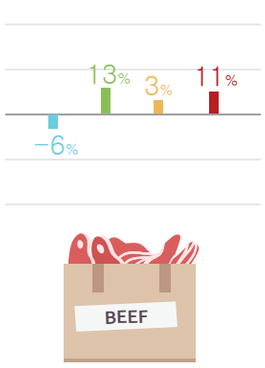

Beef Cutout Value

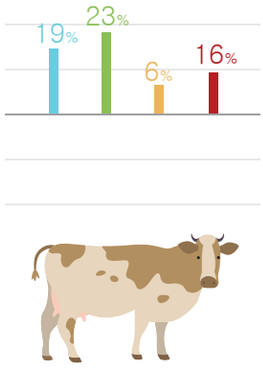

Live Cattle Price

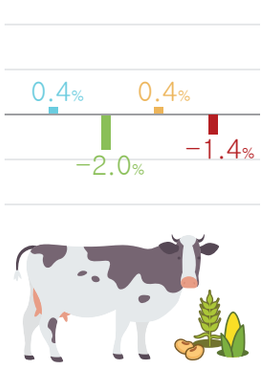

Cattle on Feed

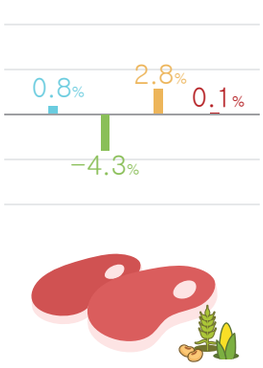

Fed Beef Production

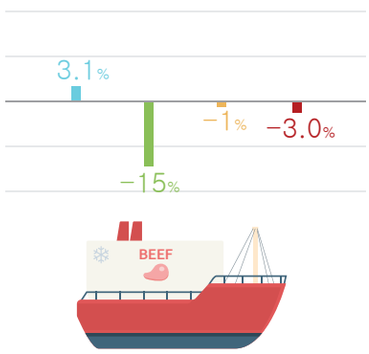

Export

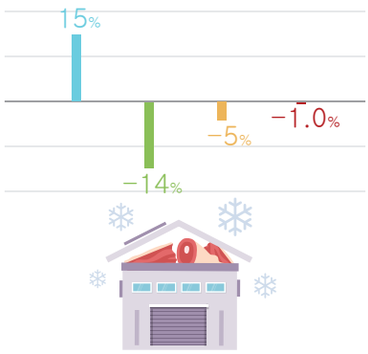

Cold Storage

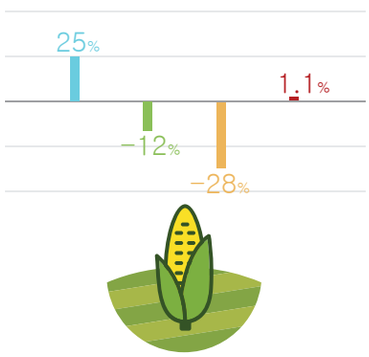

Corn Price

2022 Avg vs. 2021 Avg 2023 Avg vs. 2022 Avg 2024 Avg vs. 2023 Avg 2025 ytd vs. 2024 ytd

* Cattle on Feed	As of June1, 2025
* Fed Beef Production	Year to Date
* Export volume	As of April 2025, variety meat excluded
* Cold Storage	As of the end of May 2025
* Corn Price	Average price in April 2025 compared to the previous year

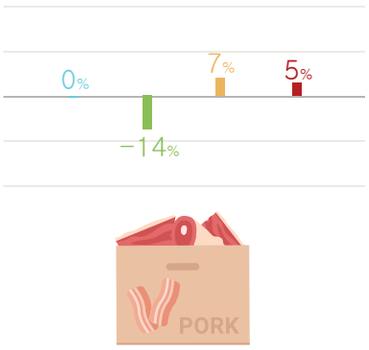

Pork Cutout Value

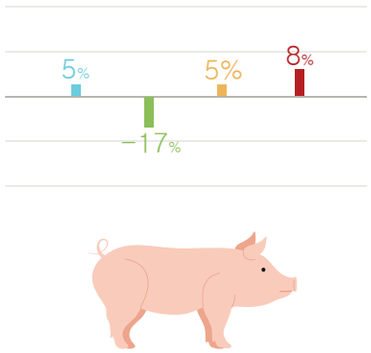

Live Hog Price

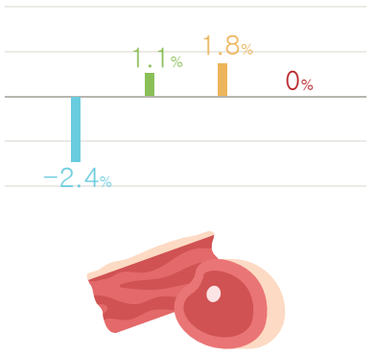

Pork Production

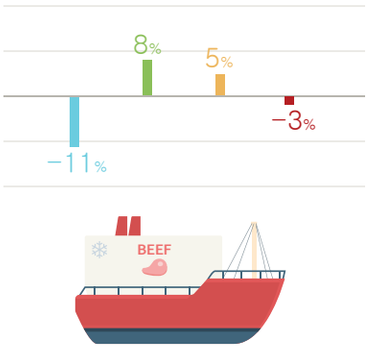

Export

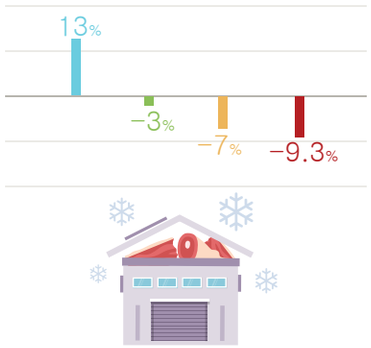

Cold Storage

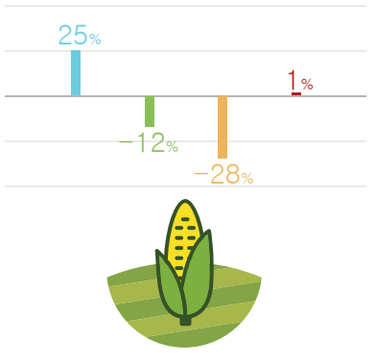

Corn Price

2022 Avg vs. 2021 Avg 2023 Avg vs. 2022 Avg 2024 Avg vs. 2023 Avg 2025 ytd vs. 2024 ytd

* Pork Production	Year to Date
* Export volume	As of April 2025, variety meat excluded

* Cold Storage	As of the end of May 2025
* Corn Price	Average price in April 2025 compared to the previous year

U.S. beef market trends

U.S. Beef Market Trends

The Choice beef cutout held steady with last week at a record $3.94/lb. this week (when excluding the few weeks that the cutout spiked during the initial covid-related disruptions). The Choice cutout was up 19% from last year and up 22% from 2023.

The Choice/Select spread narrowed just slightly from $13.30/cwt last week to $13.21/cwt this week, which compares to $24.38/cwt last year and $31.31/cwt in 2023.

Compared to last week, values decreased for the Choice rib (-4%) and loin (-1%) primals, but values increased for the Choice flank (+4%), short plate (+3%), brisket (+2%), round (+2%), and chuck (+1%) primals.

Prices for Choice peeled knuckle reached a new record high (when excluding a few weeks in 2020 when prices spiked at the onset of the pandemic) for the second consecutive week this week. Prices were up by 1% from last week and up 13% from three weeks ago at an average of $4.68/lb. this week, which was up 17% from last year and up 40% from 2023.

Choice gooseneck round prices have also been increasing in recent weeks and averaged $4.17/lb. this week, a new record high (when excluding the initial post-covid spike), and up 27% from last year and up 49% from 2023. Prices for Choice top inside rounds jumped were down just slightly from the record high set two weeks ago (when excluding a few weeks in 2020 when prices spiked at the onset of the pandemic) at an average of $4.27/lb. this week. Prices were up 16% from last year and up 37% from 2023.

50% beef trim prices increased for the eighth consecutive week and jumped 10% from last week (and were up 78% from three weeks ago) at $2.59/lb., which was a new record high (when excluding just one week in 2020 when prices spiked at the onset of the pandemic). Prices were up 163% from last year and up 38% from 2023. Prices surged over the last three weeks as fed beef production dropped off sharply in recent weeks and as seasonal demand for ground beef also supported prices. The smaller slaughter for the holiday week this week for the 4th of July holiday also contributed to higher prices with less trim production.

90% beef trim prices reached a new record high of $4.09/lb., which was up 10% from last year and up 40% from 2023.

Weekly estimated beef production was 409.2 million lbs. for the holiday week, down 15.4% from last week and down 7.1% from last year. Year-to-date 2025 beef production was down 1.9% year-over-year.

Weekly estimated slaughter was 474,000 heads, down 15.4% from last week and down 9.0% from last year. 2025 year-to-date cattle slaughter was down 5.1% year-over-year.

Live weights averaged 1,412 lbs., down 3 lbs. from last week but up 27 lbs. from last year. Dressed weights averaged 865 lbs., steady with last week but up 18 lbs. from last year.

Cash steer prices reached record highs in mid-June and continue to hold near those highs. This Thursday, July 3 (as prices were not published on July 4 due to the holiday), prices averaged $229.17/cwt, up $1.26/cwt or +0.6% from last Friday.

Live cattle futures contracts traded higher at: August: $214.05 (+0.75 from last Friday), and October:

U.S. beef market trends

Cutout Unit: Dollar/pound

$ 3.94 $ 0.00

Previous week $3.94

Slaughter Number Unit: Head

474,000 ∨ 15.4 %

Previous week 560,000

Beef Production Unit: Pound

409.2 million ∨ 15.4 %

Previous week 483.6 million

Live Cattle Unit: Pound

$ 229.17 ∧ $ 1.26

Previous week $227.91

$210.90 (+$1.07), and December: $211.25.

From June 20 to 26, 2025, U.S. beef exports increased 18% from the previous week, to 14,825 tons, of which exports to China were 188 tons.

Ton

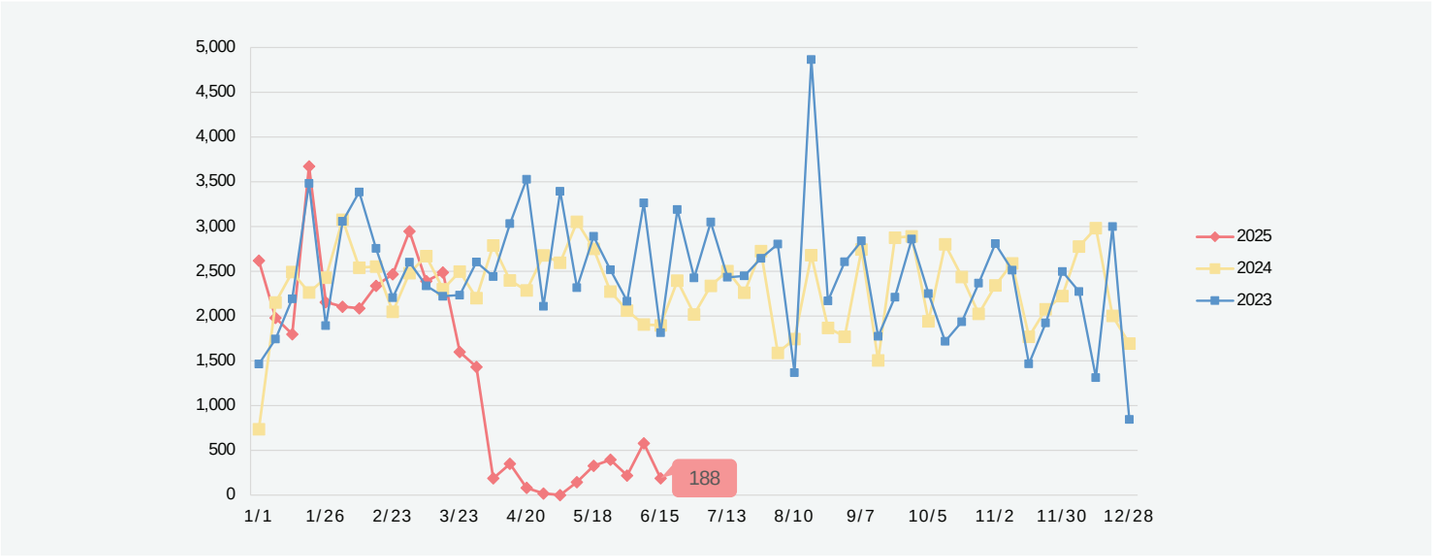

*Note: Update June 26, 2025./ *Exports from January 1 to June 26, 2025 totaled 34,613 tons

Beef Primal Values

Dollar/pound

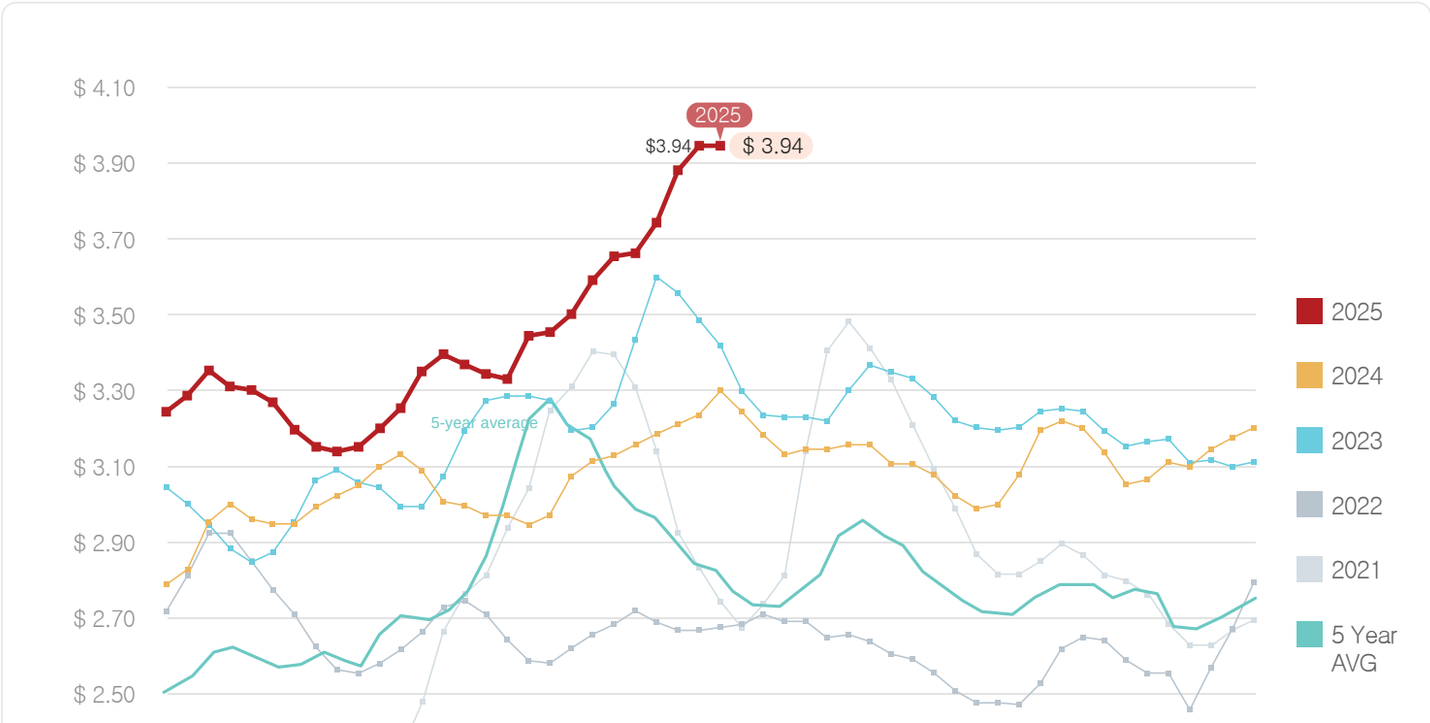



Beef Primal Values

Dollar/pound

Beef	Choice cutout	Select cutout	CHOICE							
			Rib	Chuck	Round	Loin	Brisket	Short Plate	Flank	50CL trim
7/7/2023	3.22	2.91	4.71	2.53	2.38	4.73	2.72	2.57	2.34	1.88
7/5/2024	3.30	3.06	4.98	2.67	2.77	4.58	2.79	2.12	1.77	0.98
7/3/2025	3.94	3.81	5.08	3.29	3.34	5.47	3.58	3.05	2.50	2.59
Compared to 2024	19%	25%	2%	23%	21%	19%	28%	44%	41%	163%
Compared to 2023	22%	31%	8%	30%	40%	16%	31%	19%	7%	38%

Note: The above price is a wholesale price in the United States based on the primal and may differ from export prices

U.S. pork market trends

U.S. Pork Market Trend

After trending higher over the past seven weeks, the pork cutout adjusted lower this week and averaged down 7.1% from last week to $1.12/lb., the lowest value in four weeks. The cutout was still up 19% from last year and up 4% from 2023.

The cutout typically trends higher from the beginning of April through May on grilling season demand, and the cutout typically peaks for the year in July and August when belly prices peak and as slaughter is seasonally lower. Over the past six weeks, hog slaughter was down 2.6% from last year and pork production was down 2.2%, which has been supportive for prices in recent weeks.

Compared to last week, the loin primal value edged down just slightly, while the other primals trended lower: picnic (-5%), belly (-9%), butt (-9%), rib (-10%), and ham (-12%).

Heavy bone-in ham prices spiked to the highest level since 2014 two weeks ago. After increasing by 15% over two weeks, prices adjusted down 5% this week and then decreased another 15% this week to an average of $0.97/lb. Prices were up 6% from last year but down 1% from 2023 this week. The price increase over the previous few weeks mirrored the typical seasonal run-up in prices in June/July, but the increase was earlier than usual this year as prices were supported by seasonally lower slaughter/production coupled with strong export demand for Mexico.

As has been reported in recent weeks, spot boneless, boxed rollout ham prices have been volatile on thin trading volumes although volumes have been rebounding somewhat in recent weeks. The reported trading volume was 46,000 lbs. last week, while this week it was 27,000

U.S. pork market trends

Cutout

Unit: Dollar/pound

$ 1.12 ⌄ $ 0.09

Previous week $1.21

Slaughter Number

Unit: Head

1.846million ⌄ 23.2 %

Previous week 2.403million

Pork Production

Unit: Pound

lbs. Prices traded in a range between $1.60 and $2.56/lb., for a weighted average of $1.95/lb., which was down 4% from last week when prices reached the highest level since December. This week, prices were up 17% from last year and were up 16% from 2023.

Weekly estimated pork production was 395.1 million lbs. for the holiday week (Independence Day, July 4) down 23.5% from last week and down 7.5% from last year. (#1 USDA revised last week data to 516.4 million lbs.)

Weekly hog slaughter was estimated at 1.846 million head, down 23.2% from last week but down 8.6% from last year. (#2 USDA revised last week data to 2.403 million head)

Live weights averaged 288 lbs., down 1 lb. from last week but up 5 lbs. from last year. Dressed weights averaged 214 lbs., down 1 lb. from last week but up 2 lbs. from last year.

Cash hog prices increased higher averaged $110.21/cwt, up $2.12/cwt from last week.

Lean hog futures contracts traded at contract highs in mid-June and have since traded mostly lower with contract settlements on Thursday, July 3 at: July: $107.98 (-$5.27 from last Friday), August: $106.10 (-$4.18), October: $92.10 (-$2.53), and December: $84.20 (-$1.50).

From June 20 to 26, 2025, U.S. pork exports decreased 25% from the previous week, to 30,068 tons, of which exports to China were 4,278 tons, down 15% from the previous week.

395.1 million ∨ 23.5 %

Previous week 516.4million

Live Hog

Unit: Dollar/100 pound

$ 110.21 ∧ $ 2.12

Previous week $108.09

#1 USDA revised last week data to 516.4 million lbs

#2 USDA revised last week data to 2.403 million heads

Ton

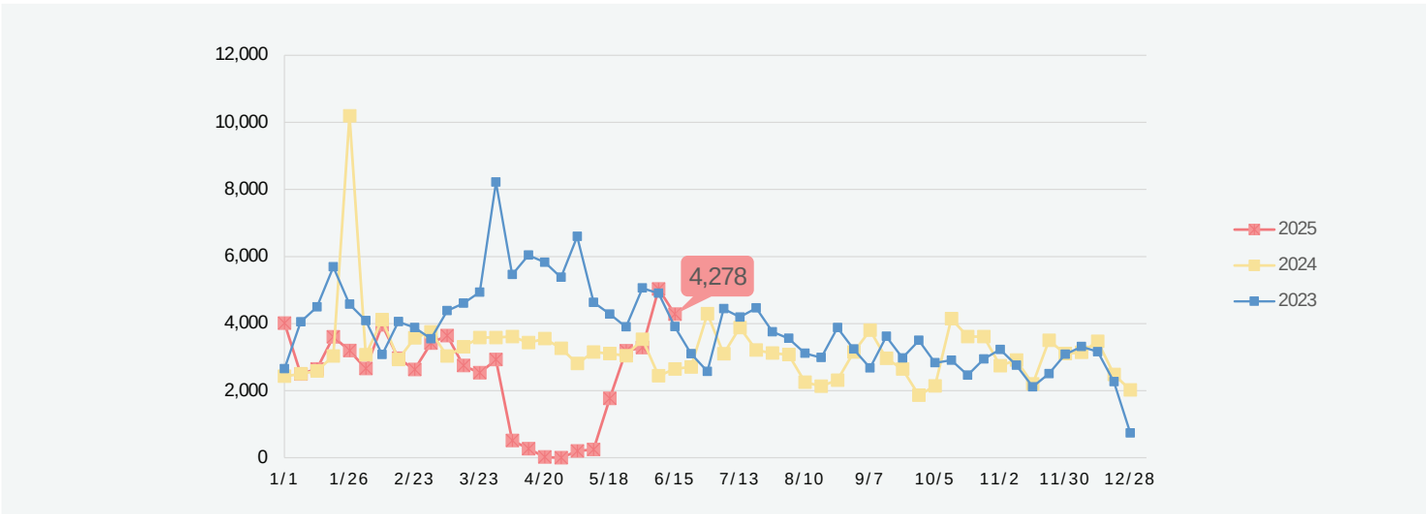

*Note: Update June 26, 2025./ *Exports from January 1 to June 26, 2025 totaled 62,633tons

Pork Cutout Weekly Price

Dollar/pound

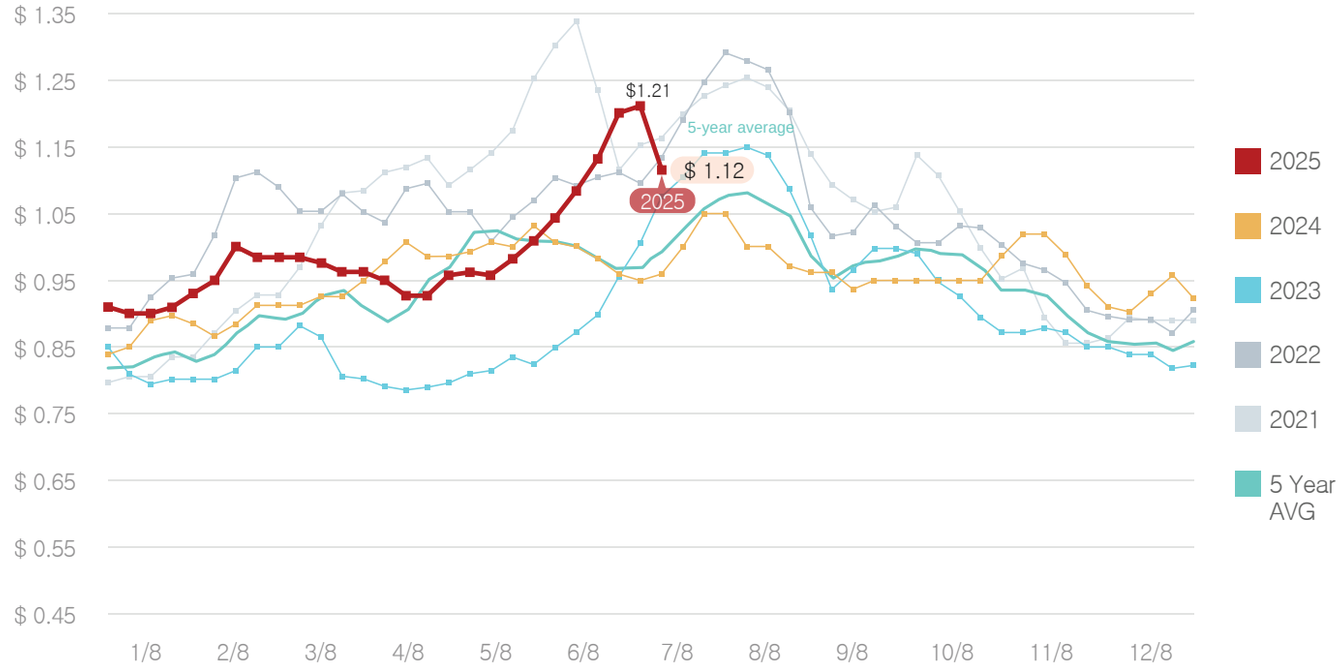

Pork Primal Values

Dollar/pound

Pork	Cutout	Loin	Butt	Picnic	Rib	Ham	Belly
7/7/2023	1.07	0.99	1.57	0.84	1.52	0.96	1.37
7/5/2024	0.95	0.94	1.20	0.74	1.44	0.87	1.14
7/3/2025	1.12	0.98	1.35	0.86	1.60	1.00	1.75
Compared to 2024	19%	4%	12%	16%	10%	15%	53%
Compared to 2023	4%	-1%	-14%	3%	5%	3%	28%

Note: The above price is a wholesale price in the United States based on the Big rib(primal) and may differ from export prices.

U.S. Beef Wholesale Prices (USDA CHOICE GRADE)

Unit : US $/kg, FOB Plant

Please note that the price information below is the average wholesale price for distribution in the U.S. as announced by the U.S. Department of Agriculture (USDA) and may differ from export prices.

IMPS # Item	6/7	6/14	6/21	6/28	June Average	7/5
112A Ribeye Roll, boneless, light	25.97	25.89	25.86	25.29	25.75	23.80
114 Shoulder clod	8.37	8.35	9.48	9.76	8.99	9.75
116A Chuck Roll neck-off	8.98	9.33	10.09	9.99	9.60	9.97
120 Brisket, boneless	9.99	10.12	10.46	10.74	10.33	10.89
123A Short Rib	13.61	13.53	13.30	14.02	13.62	12.64
160 Round, bone-in	9.26	9.15	-	9.25	9.22	-
167A Knuckle, peeled	8.97	9.14	9.83	10.24	9.55	10.30
168 Top Inside Round	8.36	8.64	9.41	9.22	8.91	9.39
170 Gooseneck Round 18-33	7.48	8.15	8.18	8.72	8.13	9.18
180 Strip Loin, boneless. 1x1	25.77	25.91	26.03	25.71	25.86	25.62
184 Loin, top butt, boneless	15.52	15.69	16.04	16.32	15.89	16.68

189A Tenderloin trimmed heavy	31.64	31.72	32.08	32.64	32.02	32.82
193 Flank Steak	18.06	18.85	19.18	19.79	18.97	19.91
Primal cut, Rib	11.66	11.73	11.85	11.63	11.72	11.18
Primal cut, Arm Chuck	6.42	6.62	7.05	7.18	6.82	7.23
Primal cut, Round	6.49	6.66	7.05	7.23	6.86	7.35
Primal cut, Loin	11.63	11.86	12.07	12.14	11.93	12.03

Beef Chuck Roll

$/Kg

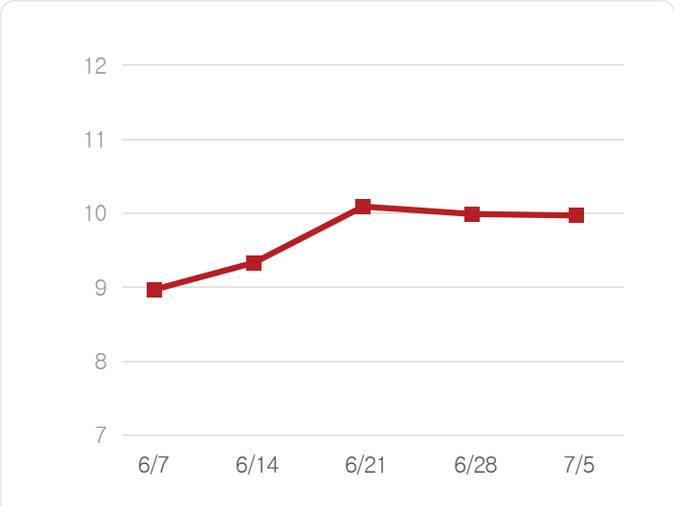

123A Short Rib

$/Kg

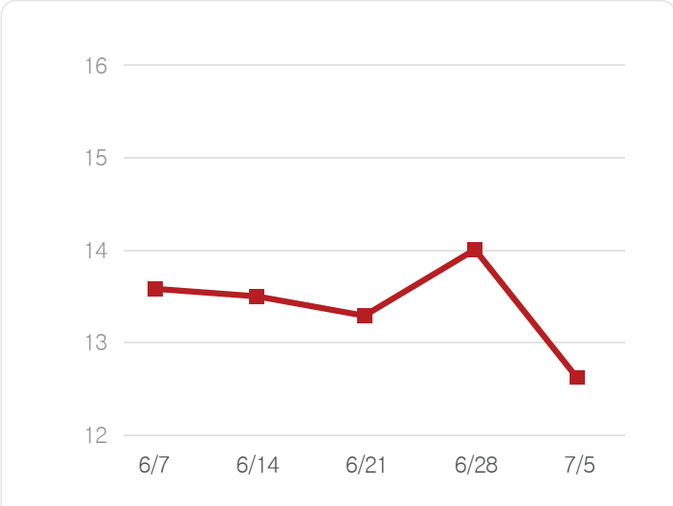

U.S. Pork Wholesale Prices

Unit: US $/kg, FOB Plant

Please note that the price information below is the average wholesale price for distribution in the U.S. as announced by the U.S. Department of Agriculture (USDA) and may differ from export prices.

BPN # Item	Similar IMPS#	6/7	6/14	6/21	6/28	June Average	7/5
U40 Loin, trim	410	2.36	2.39	2.43	2.54	2.43	2.48
U41 Tenderloin, 1.25 down	415	4.09	4.10	4.21	4.29	4.17	4.19
U50 Picnic, smkr trm combo	405	2.13	2.31	2.32	2.43	2.30	2.35
U42 Boston butt trim	406	3.33	3.55	3.75	3.78	3.60	3.24
U44 Sparerib. 25#/dn-lgt	416	3.79	3.72	3.34	3.58	3.61	3.68
U46 Ham, bone in trimmed	401	0.00	0.00	2.75	2.81	1.39	2.36
U48 Belly, skin-on, fresh	408	4.16	4.38	4.82	4.84	4.55	4.84
U54 Front Feet, Toes on	420	1.30	1.37	1.48	1.45	1.40	1.54
U51 Neck Bones	421	0.76	0.77	0.79	0.97	0.82	0.94
Cheek Meat, trimmed	N/A	2.30	2.32	2.32	2.32	2.32	2.31
Al Backribs 2.0#/up 1 pc Vac, FZN	422	-	5.98	5.63	5.67	5.76	6.05

CARCASS PRICE

Unit: US $/kg, FOB Plant

	6/7	6/14	6/21	6/28	June Average	7/5
Beef Carcass	776.40	793.83	812.88	813.01	799.03	802.89
Pork Carcass	237.20	249.39	263.45	265.58	253.91	246.75

Beef Carcass

$/100Kg

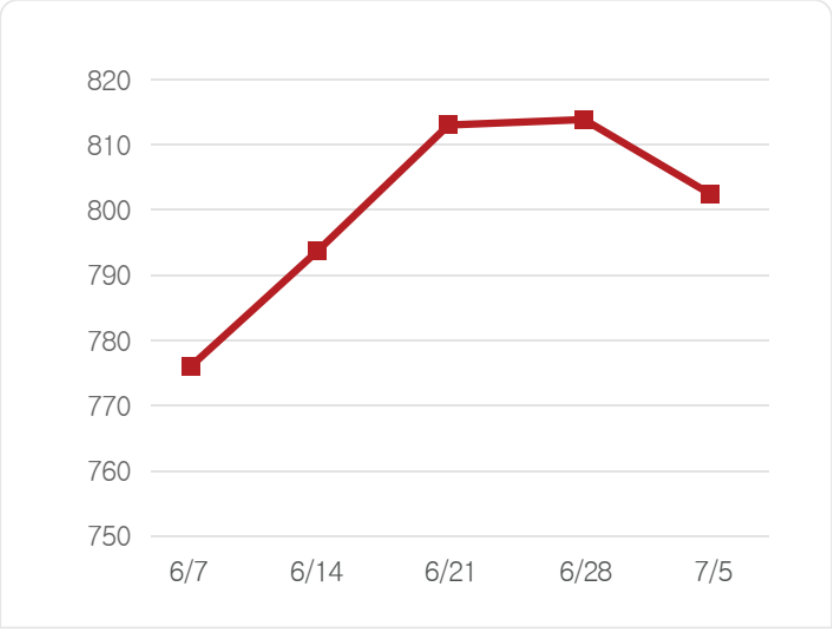

Pork Carcass

$/100Kg

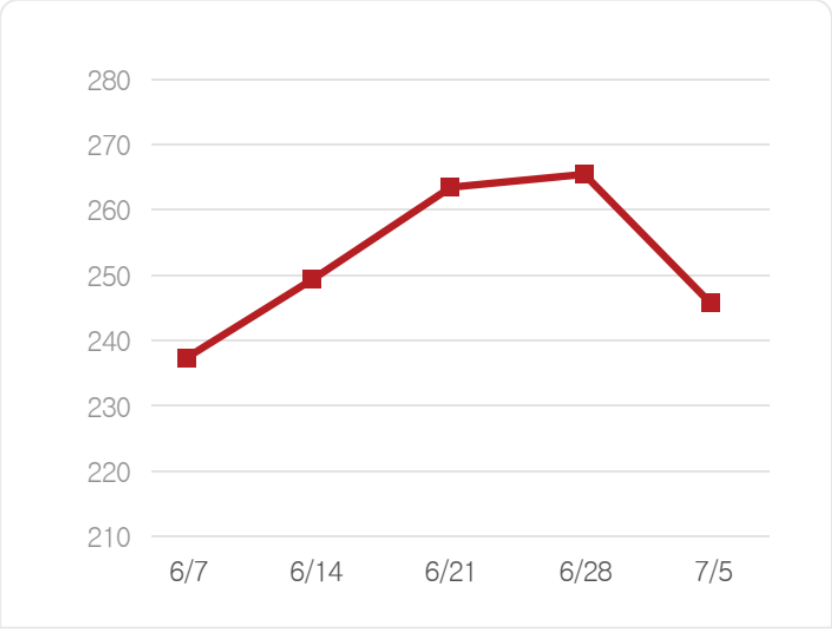

Souce: USDA/FAS

Unauthorized extraction and publication of all articles on MEF NEWSLINE is prohibited.
Please be sure to obtain permission in advance if necessary.

U.S. Meat Export Federation

U.S. Meat Export Federation, Beijing Representative Office
Suite 303, 3rd Floor, Guangming Hotel Office Bldg., No.42 Liangmaqiao Road, Chaoyang District, Beijing 100125, China
Tel: +86 10 8441 8455