美国红肉新闻纵览

www.usmef.org.cn

更新日期 2025. 6. 6

美国牛肉市场趋势

美国牛肉市场动向

本周精选级牛胴体综合价环比上涨了0.06美元，从上周的创记录高点涨至本周的新高3.65美元/磅。该价格比去年同期上涨了16%，比2023年同期上涨了19%。今年年初，牛肉产量曾一度高于2024年同期水平，但从4月下旬开始大幅下降。在过去的六周里，牛肉产量同比下降了6.0%。直到五周前，创纪录高的牛胴体重量还能够完全抵消屠宰数量的下降对牛肉产量的影响，但此后活牛屠宰量下降幅度再次加大。在过去六周里，活牛屠宰量同比下降了8.3%。

精选级与可选级牛胴体价差从上周的11.60美元/百磅扩大至本周的11.71美元/百磅，而去年同期为10.71美元/百磅，2023年同期为18.75美元/百磅。

与上周相比，精选级肋脊价格下降了1%，其他精选级牛肉初级分割部位的价格均有所上涨：前胸上涨4%、腰脊上涨3%、肩胛、腹胁和胸腹上涨2%、后腿上涨1%。

本周，除板腱之外，所有肩胛部位价格均有所上涨。精选级去骨保乐肩、保乐肩肉心和上脑的价格均为今年2月以来的最高水平，而精选级肩胛小里脊价格首次突破8美元/磅，创下历史新高。自今年3月中旬以来，精选级肩胛小里脊价格一直在季节性上涨。本周，该产品价格环比上涨了2%至8.01美元/磅，该价格比去年同期上涨了13%，比2023年同期上涨了27%。

精选级去骨保乐肩价格在过去六周一直呈上涨趋势，本周继续环比上涨2%至3.72美元/磅，该价格比两周前上涨了8%，比去年同期上涨了12%，比2023年同期上涨了22%。

本周精选级保乐肩肉心价格环比上涨了6%至5.04美元/磅，该价格比去年同期上涨了35%，比2023年同期上涨了38%。精选级上脑价格在过去三周也同样一直呈上涨趋势，本周继续环比上涨2%至4.15美元/磅，该价格比两周前上涨了7%，比去年同期上涨了12%，比2023年同期上涨了14%。

上周，精选级板腱价格反弹至3月底以来的最高水平，但本周价格略有下降，为4.97美元/磅，该价格比去年同期上涨了8%，比2022年同期上涨了10%，但是仍低于第一季度5.01美元/磅的平均水平。

美国牛肉市场趋势

胴体综合价

单位：美元/磅

$ 3.65 ^ $ 0.06

前一周 $3.59

屠宰数量

单位：头

47.7万 ˇ 16.3 %

前一周 57.0万

牛肉产量

单位：磅

4.148亿 ˇ 16.5 %

本周，50CL牛碎肉价格环比上涨了2%至1.27美元/磅，这是自去年9月以来的最高水平。该价格比去年同期上涨了67%，但比2023年同期下降了30%。

本周，90CL牛碎肉价格环比上涨了0.03美元至3.83美元/磅的新高，该价格比去年同期上涨了8%，比2023年同期上涨了39%。

本周预估牛肉产量为4.148亿磅（因5月26日为阵亡将士纪念日，本周工作日环比少一天），环比下降16.5%，同比下降9.4%。2025年至今累计牛肉产量同比下降了1.2%。

本周预估活牛屠宰量为47.7万头，环比下降16.3%，同比下降11.5%。2025年至今累计活牛屠宰量同比下降了4.6%。

本周活牛宰前均重为1,425磅，环比下降5磅，同比增加29磅。宰后均重872磅，环比下降2磅，同比增加21磅。

本周活牛价格在前几周创下新高后有所调整，周五活牛平均价格为228.53美元/百磅，比上周五下降了0.98美元/百磅。活牛期货合约价格分别为：6月合约：215.48美元（较上周五下降0.32美元），8月合约：209.35美元（下降1.10美元），10月合约：207.40美元（下降0.70美元）。

2025年5月6日至22日，美国牛肉出口量为12,664吨，环比下降了15%，其中对中国大陆的出口量为144吨。

前一周 4.969亿

活牛价格

单位：美元/100磅

$ 228.53 ∨ $ 0.98

前一周 $229.51

吨

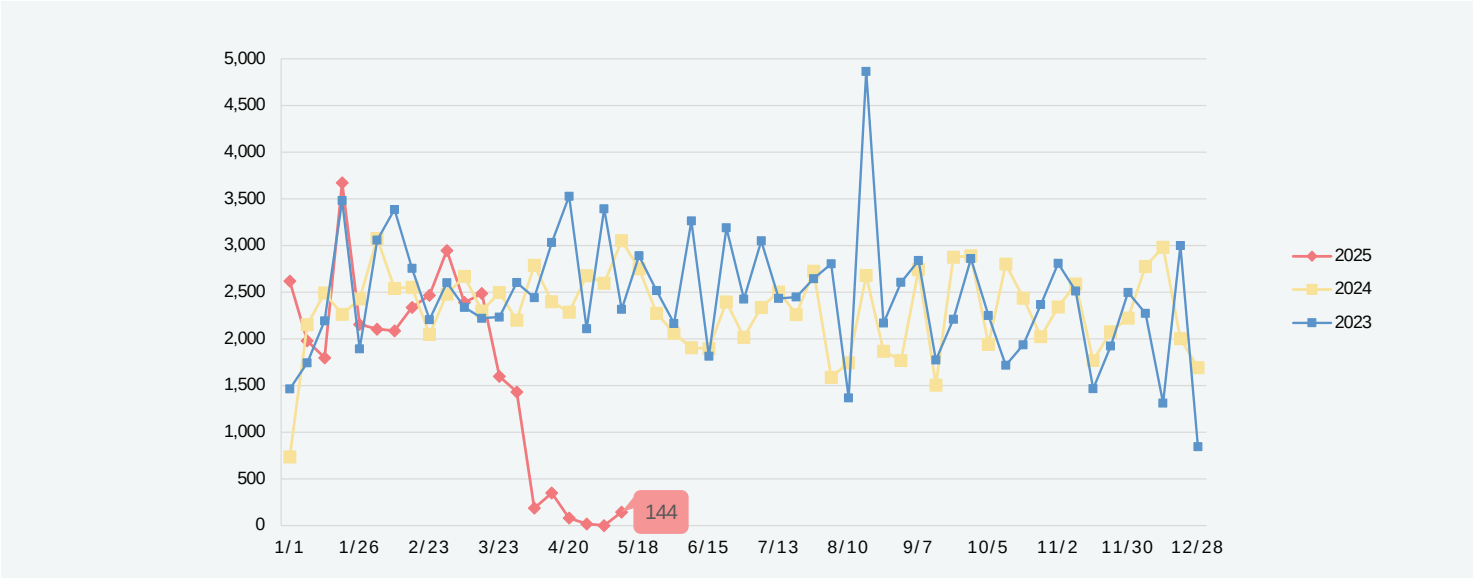

注：2025年5月22日更新。 / *2025年1月1日至5月22日，出口总量32,909吨

周度牛胴体综合价

美元/磅

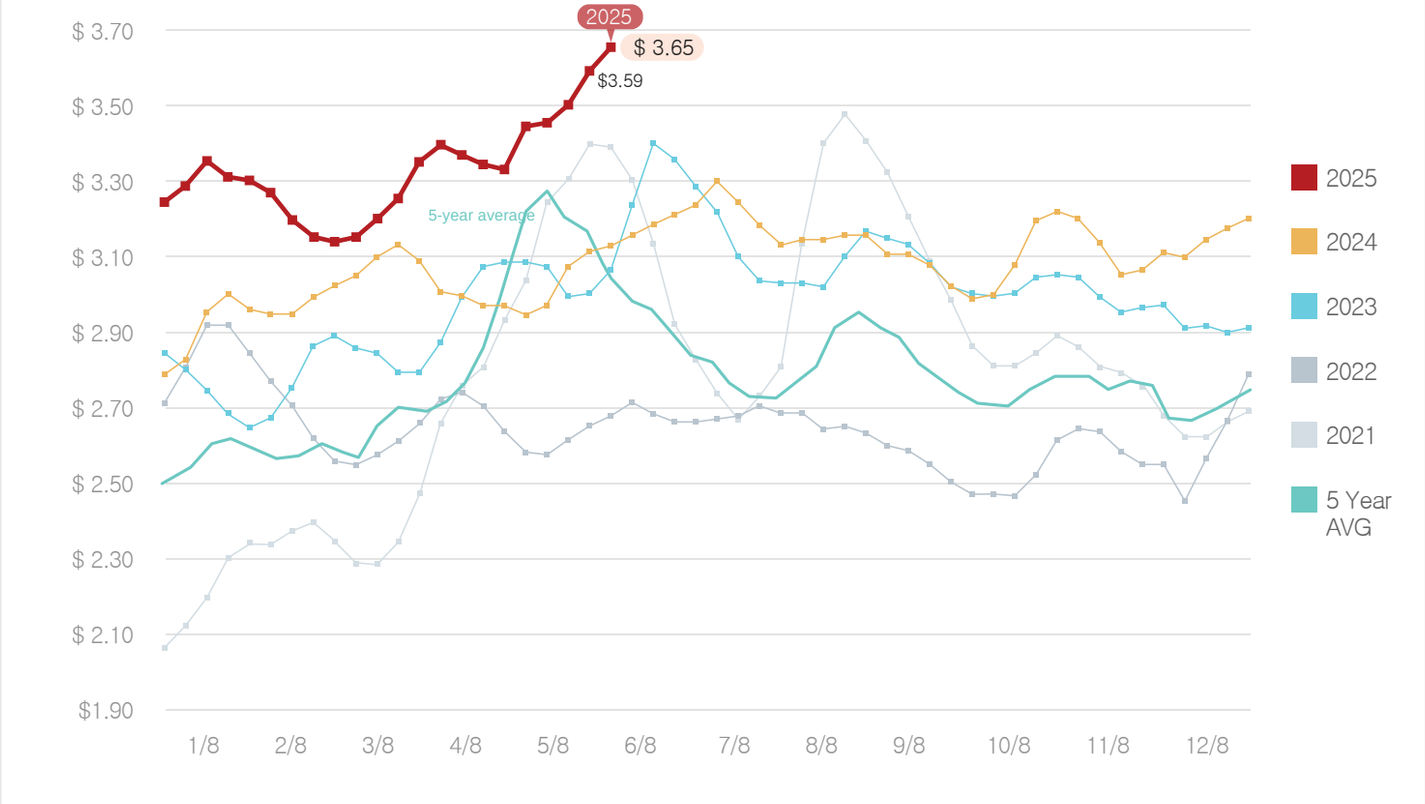

牛肉初级分割品价格

美元/磅

Beef	Choice cutout	Select cutout	CHOICE							
			Rib	Chuck	Round	Loin	Brisket	Short Plate	Flank	50CL trim
6/2/2023	3.07	2.88	4.47	2.44	2.35	4.44	2.28	2.58	2.18	1.81
5/31/2024	3.13	3.03	4.75	2.56	2.53	4.42	2.57	2.09	1.57	0.76
5/30/2025	3.65	3.53	5.51	2.91	2.93	5.22	3.04	2.53	1.94	1.27
与去年相比	16%	17%	16%	13%	16%	18%	18%	21%	23%	67%
与2023年相比	19%	23%	23%	19%	25%	18%	33%	-2%	-11%	-30%

注: 上述价格为初级分割品价格，且是美国国内的批发价格，因此与出口价格存在差异

美国猪肉市场趋势

美国猪肉市场动向

本周猪胴体综合价连续第三周上涨，本周上涨了0.03美元至1.04美元/磅，这是自去年8月以来的最高水平。该价格比去年同期上涨了2%，比2023年同期上涨了23%。

与上周相比，肋排部位价格下降了2%，但其他猪肉初级分割部位的价格均有所上涨：五花上涨5.5%、后腿上涨5%、前腿上涨4%、腰脊上涨3%和颈背上涨1.5%。

在上周上涨6%之后，本周重磅带骨后腿价格再次上涨2%，达到0.98美元/磅，这是自去年12月以来的最高水平。该价格比去年同期上涨了7%，比2023年同期上涨了27%。

由于成交量较少，去骨箱装后腿肉价格波动较大。尽管过去几周成交量有所反弹，但本周报告的成交量仅为5,000磅。本周成交价格在1.60至1.67美元/磅之间，平均价格为1.66美元/磅，比上周上涨了4%，这是自今年2月初以来的最高水平。该价格比去年同期上涨了3%，与2023年持平。

美国猪肉市场趋势

胴体综合价

单位：美元/磅

$ 1.04 ^ $ 0.03

前一周 $1.01

本周预估猪肉产量为4.667亿磅（因5月26日为阵亡将士纪念日，本周工作日环比少一天），环比下降8.7%，同比下降0.3%。本周预估生猪屠宰量为216.3万头，环比下降8.3%，同比持平。

本周生猪宰前均重290磅，环比下降1磅，同比下降1磅。宰后均重216磅，环比下降1磅，同比下降1磅。

本周生猪现货均价环比上涨0.6%，即0.54美元/百磅，平均成交价格为95.40美元/百磅。生猪期货合约价格分别为：6月合约：101.35美元（较上周五上涨3.05美元），7月合约：104.93美元（上涨3.38美元），8月合约：105.03美元（上涨3.75美元），10月合约：88.93美元（上涨2.83美元）。

2025年5月16日至22日，美国猪肉出口量为28,893吨，环比增加1%，其中对中国大陆的出口量为249吨。

屠宰数量

单位：头

216.3万 ∨ 8.3 %

前一周 236.2万

猪肉产量

单位：磅

4.667亿 ∨ 8.7 %

前一周 5.112亿

生猪价格

单位：美元/100磅

$ 95.40 ∧ $ 0.54

前一周 $94.86

吨

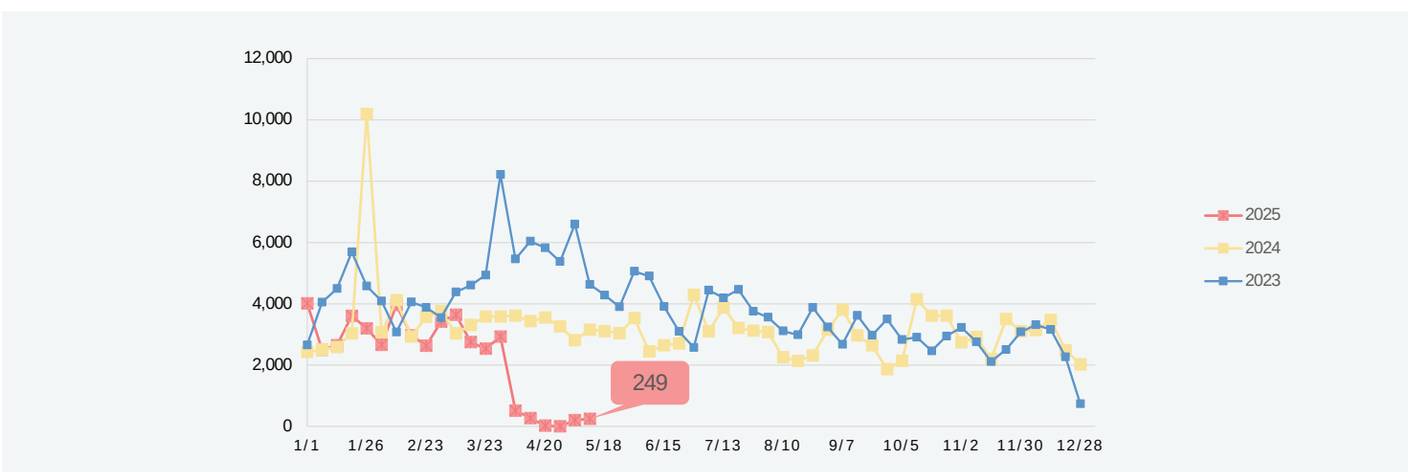

注：2025年5月22日更新。 / *2025年1月1日至5月22日，出口总量45,079 吨

周度猪胴体综合价

美元/磅

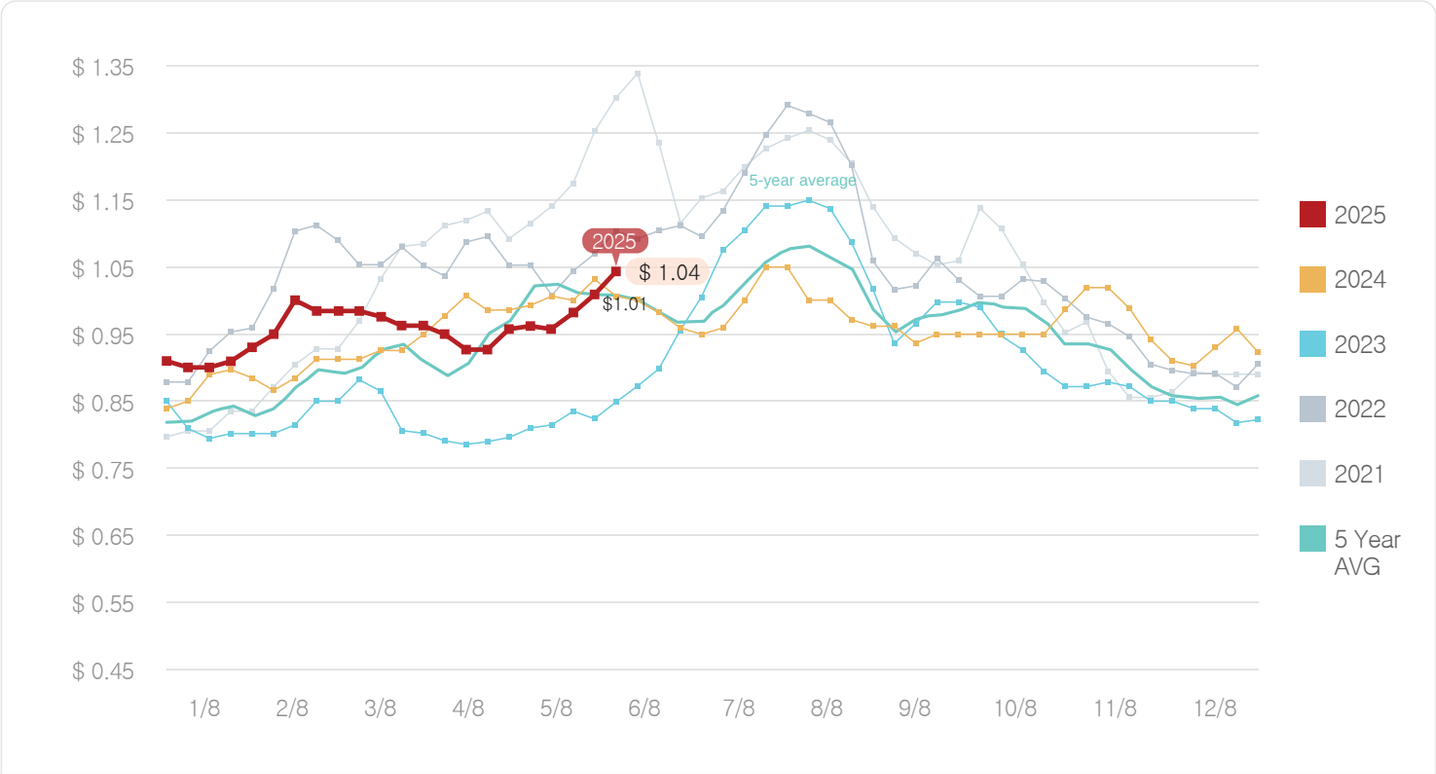

猪肉初级分割品价格

美元/磅

Pork	Cutout	Loin	Butt	Picnic	Rib	Ham	Belly
6/2/2023	0.85	0.87	1.27	0.69	1.18	0.81	0.78
5/31/2024	1.03	1.02	1.30	0.76	1.69	0.89	1.31
5/30/2025	1.04	0.93	1.30	0.79	1.56	0.96	1.51
与去年相比	2%	-9%	0%	3%	-7%	8%	16%
与2023年相比	23%	6%	2%	13%	32%	19%	94%

注: 上述价格为初级分割品价格，且是美国国内的批发价格，因此与出口价格存在差异.

USDA 数据报告

美国农业部发布最新报告

上周，美国农业部发布了截至4月30日的冷冻库存报告。根据该报告，冷冻牛肉库存总量为4.181亿磅，环比下降2%，同比下降2%。冷冻猪肉库存总量为4.558亿磅，环比增长11%，但同比下降9%。

美国牛肉冷冻库存

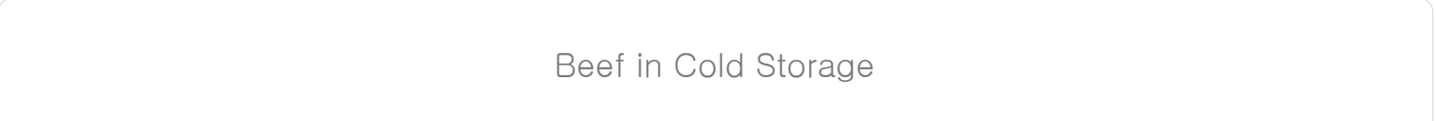

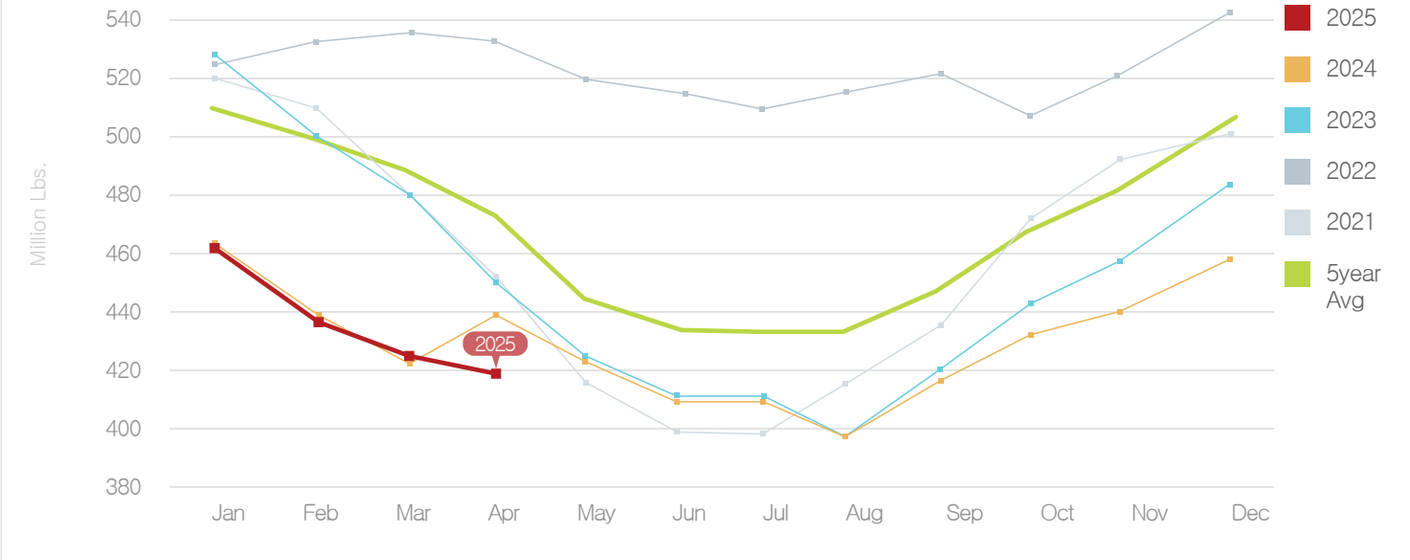

美国猪肉冷冻库存

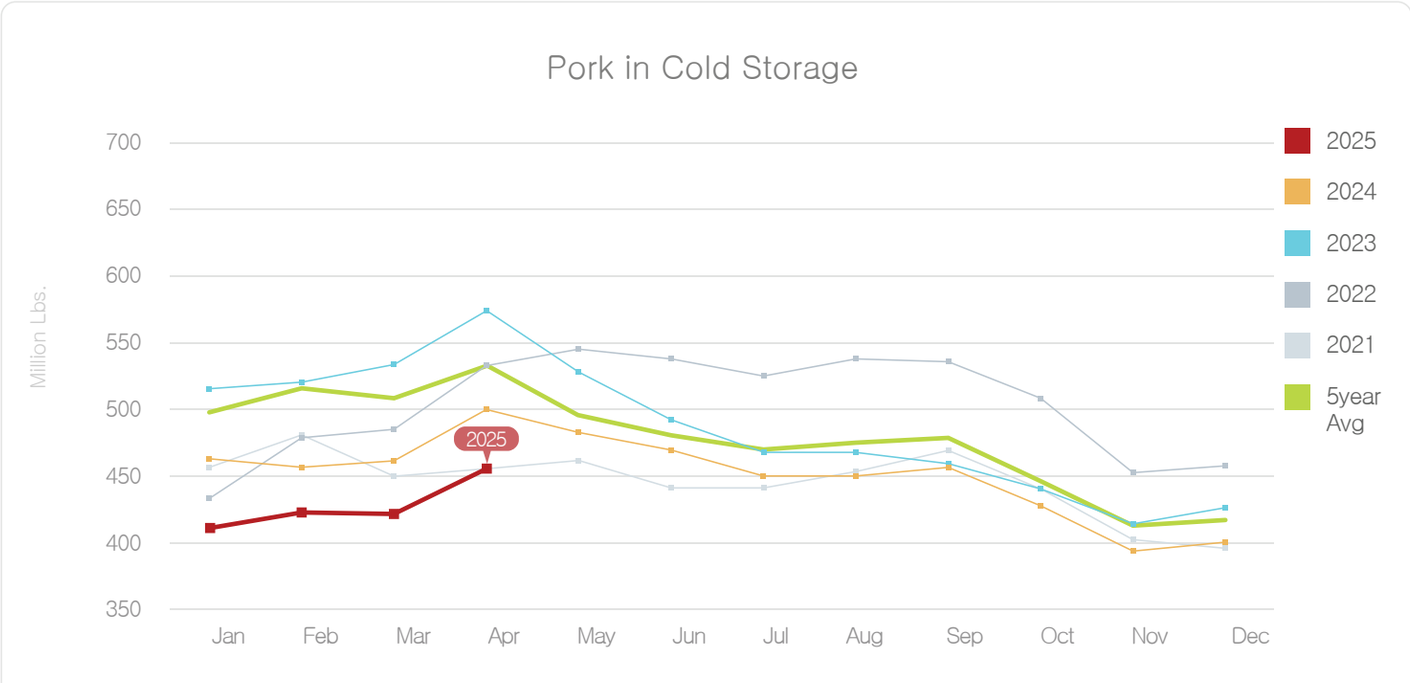

美国牛肉批发价格(美国农业部精选级)

单位：美元/千克，工厂交货价

以下价格信息是美国农业部(USDA)发布的美国国内流通平均批发价，请参考，并留意该价格与出口价格有差异。

IMPS # 产品	5/3	5/10	5/17	5/24	5/31	5月平均
112A Ribeye Roll, boneless, light	28.58	28.77	28.79	29.52	26.77	28.49
114 Shoulder clod	6.88	7.23	7.42	7.61	8.10	7.45
116A Chuck Roll neck-off	8.33	8.27	8.51	8.98	9.13	8.64
120 Brisket, boneless	8.47	8.69	8.97	8.98	9.51	8.92
123A Short Rib	14.26	13.99	14.54	14.79	14.10	14.34
160 Round, bone-in	8.77	-	8.92	9.62	9.06	9.09
167A Knuckle, peeled	8.08	8.37	8.27	8.47	8.75	8.39
168 Top Inside Round	8.13	8.05	7.99	8.33	8.39	8.18

170 Gooseneck Round 18-33	6.61	7.34	7.27	7.31	7.26	7.16
180 Strip Loin, boneless. 1x1	23.59	22.87	23.49	24.55	25.27	23.95
184 Loin, top butt, boneless	13.53	13.65	13.74	14.37	15.14	14.09
189A Tenderloin trimmed heavy	30.42	29.35	30.33	31.28	31.60	30.60
193 Flank Steak	15.37	15.57	16.31	17.09	17.55	16.38
Primal cut, Rib	12.65	12.60	12.47	12.29	12.13	12.43
Primal cut, Arm Chuck	5.90	5.92	6.06	6.28	6.39	6.11
Primal cut, Round	6.11	6.19	6.21	6.38	6.45	6.27
Primal cut, Loin	10.52	10.49	10.70	11.15	11.49	10.87

牛上脑

$/Kg

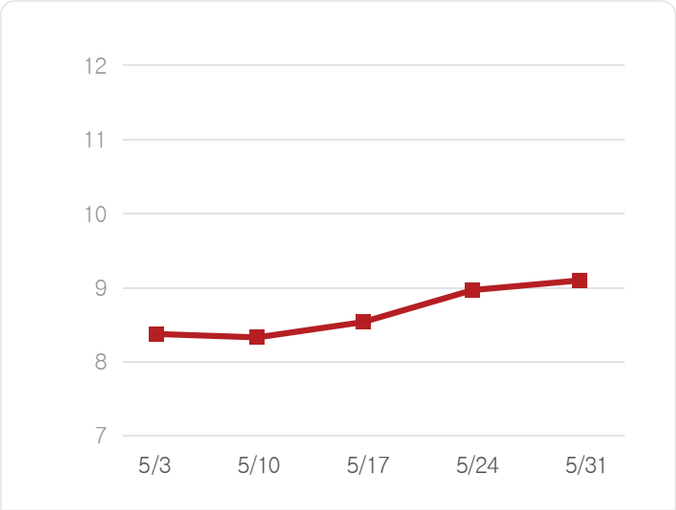

123A 牛小排(带骨)

$/Kg

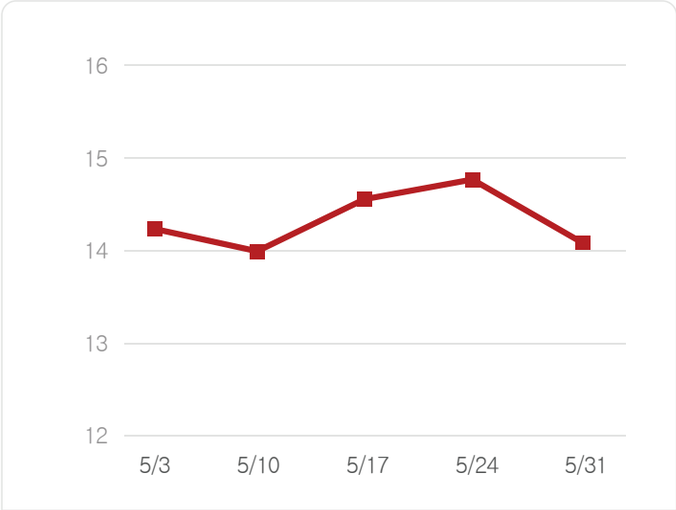

美国猪肉批发价格

单位：美元/千克，工厂交货价

以下价格信息是美国农业部(USDA)发布的美国国内流通平均批发价，请参考，并留意该价格与出口价格有差异

BPN # 产品	类似 IMPS#	5/3	5/10	5/17	5/24	5/31	5月平均
U40 Loin, trim	410	2.17	2.14	2.19	2.26	2.31	2.21
U41 Tenderloin, 1.25 down	415	3.81	3.85	4.04	4.11	4.03	3.97
U50 Picnic, smkr trm combo	405	1.92	1.94	2.00	2.14	2.13	2.03
U42 Boston butt trim	406	2.70	2.78	3.12	3.28	3.24	3.02
U44 Sparerib. 25#/dn-lgt	416	3.76	3.87	3.67	3.86	3.92	3.82
U46 Ham, bone in trimmed	401	2.01	2.07	2.18	2.25	–	2.13
U48 Belly, skin-on, fresh	408	4.05	4.17	4.13	4.03	3.97	4.07
U54 Front Feet, Toes on	420	1.04	0.96	1.07	1.57	1.60	1.25
U51 Neck Bones	421	0.73	0.66	0.72	0.77	0.90	0.76
Cheek Meat, trimmed	N/A	2.30	2.34	2.34	2.30	2.30	2.32
Al Backribs 2.0#/up 1 pc Vac, FZN	422	6.36	6.41	6.08	–	5.86	6.18

胴体价格

单位：美元/千克，工厂交货价

	5/3	5/10	5/17	5/24	5/31	5月平均

Beef Carcass	727.34	735.26	747.32	760.56	761.93	746.48
Pork Carcass	213.69	211.31	215.82	221.50	229.88	218.44

牛胴体

$/100Kg

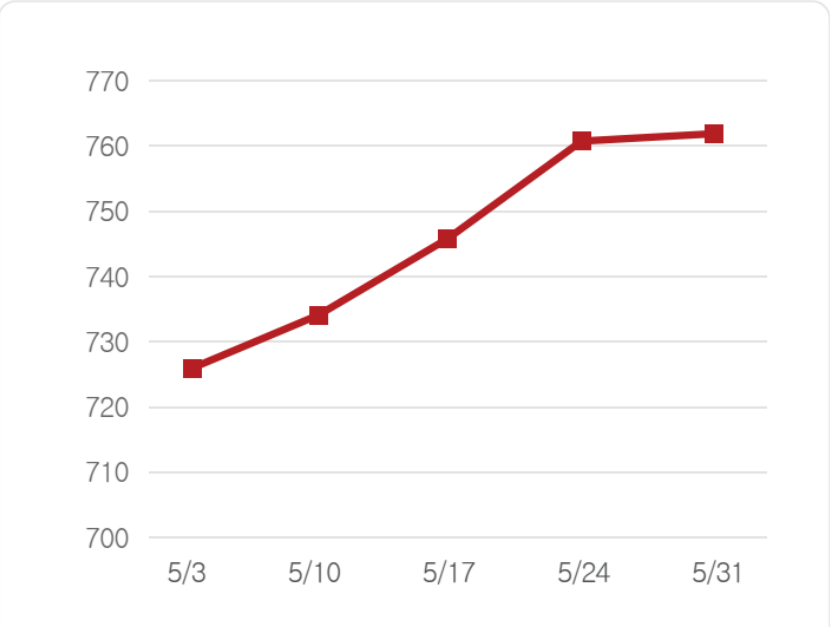

猪胴体

$/100Kg

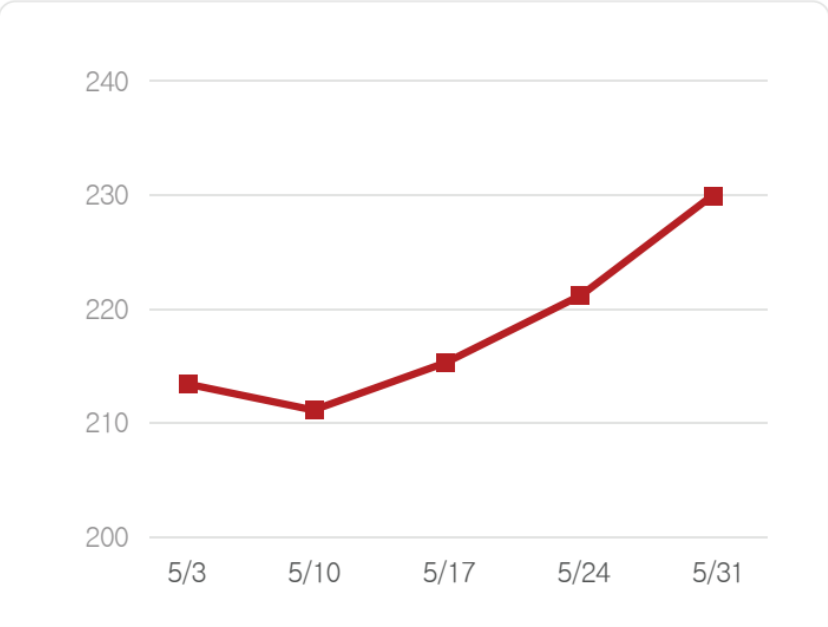

来源：USDA/FAS

禁止擅自摘录和刊登在MEF NEWSLINE上的所有文章。 必要时请一定要事先取得批准。

本邮件是根据会员注册时提供的信息发送给顾客的NEWSLINE邮件服务。
如果您不想接收邮件，请登录网站后，在修改会员信息时，在“MEF NEWSLINE”拒绝接收电子邮件栏中进行确认。

美国肉类出口协会

编辑 : 美国肉类出口协会北京代表处
北京市朝阳区亮马桥路42号 光明饭店写字楼303室
电话 : +86 10 8441 8455

Published by U.S. Meat Export Federation (USMEF) 2025

MEF NEWSLINE

www.usmef.org.cn

UPDATE 2025. 6. 6

U.S. beef market trends

U.S. Beef Market Trends

The Choice beef cutout increased by $0.06 from last week's record to a new high of $3.65/lb. this week (when excluding the few weeks that the cutout spiked during the initial covid-related disruptions in 2020). The Choice cutout was up 16% from last year and up 19% from 2023. Beef production had been higher than 2024 early this year, but it has dropped off sharply since late April. For the last six weeks, beef production was down 6.0% from last year. Record heavy carcass weights had fully offset the decrease in slaughter until five weeks ago when cattle slaughter dropped more sharply. Over the last six weeks, cattle slaughter was down 8.3% from last year.

The Choice/Select spread widened from $11.60/cwt last week to $11.71/cwt this week, which compares to $10.71/cwt last year and $18.75/cwt in 2023.

The Choice rib primal value adjusted 1% lower, but values moved higher for the other Choice beef primals: brisket (+4%), loin (+3%), chuck (+2%), flank (+2%), short plate (+2%), and round (+1%).

Prices for all reported chuck cuts moved higher this week except for top blades. Prices for Choice chuck trimmed shoulder clods, clod hearts, and chuck rolls were all the highest since February this week, while Choice petite tender prices set a new record high and topped $8/lb. for the first time.

Choice petite tender prices have been seasonally increasing since mid-March, and this week, prices averaged up 2% from last week to $8.01/lb., which was up 13% from last year and up 27% from 2023.

Choice trimmed shoulder clod prices have been trending for the last six weeks, and this week prices averaged $3.72/lb., which was up 2% from last week and up 8% from two weeks ago. Prices were up 12% from last year and up 22% from 2023.

Choice chuck clod heart prices increased by 6% this week to an average of $5.04/lb., which was up

U.S. beef market trends

Cutout

Unit: Dollar/pound

$ 3.65 ^ $ 0.06

Previous week $3.59

Slaughter Number

Unit: Head

477,000 ˇ 16.3 %

Previous week 570,000

Beef Production

Unit: Pound

414.8 million ˇ 16.5 %

35% from last year and up 38% from 2023. Choice chuck roll prices have been trending higher over the past three weeks, and this week, prices averaged $4.15/lb., which was up 2% from last week and up 7% from two weeks ago. Prices were up 12% from last year and up 14% from 2023.

Last week, Choice chuck top blade prices had rebounded to the highest level since the end of March, but prices edged down slightly this week to $4.97/lb., which was up 8% from last year and up 10% from 2022. Prices remain below the Q1 average of $5.01/lb. for top blades.

50% beef trim prices again increased by 2% week-over-week and averaged $1.27/lb. this week, which was the highest since last September. Prices were up 67% from last year but down 30% from 2023.

90% beef trim prices increased by $0.03 this week and reached a new record high of $3.83/lb., which was up 8% from last year and up 39% from 2023.

Weekly estimated beef production was 414.8 million pounds for the holiday week (Memorial Day on May 26), down 16.5% from last week and down 9.4% from last year. Year-to-date 2025 beef production was down 1.2% year-over-year.

Weekly estimated slaughter was 477,000 head, down 16.3% from last week and down 11.5% from last year. 2025 year-to-date cattle slaughter was down 4.6% year-over-year.

Live weights averaged 1,425 lbs., down 5 lbs. from last week but up 29 lbs. from last year. Dressed weights averaged 872 lbs., down 2 lbs. from last week but up 21 lbs. from last year.

Steer prices have been setting new highs in recent weeks, This week, prices adjusted lower from last week's record, and on Friday, steer prices averaged down $0.98/cwt from last Friday at $228.53/cwt. Live cattle futures contracts traded at: June: $215.48 (-$0.32 from last Friday), August: $209.35 (-$1.10), and October: $207.40 (-$0.70).

From May 6 to 22, 2025, U.S. beef exports decreased 15% from the previous week, to 12,664 tons, of which exports to China were 144 tons.

Previous week 496.9million

Live Cattle

Unit: Pound

$ 228.53 ⌄ $ 0.98

Previous week $229.51

Ton

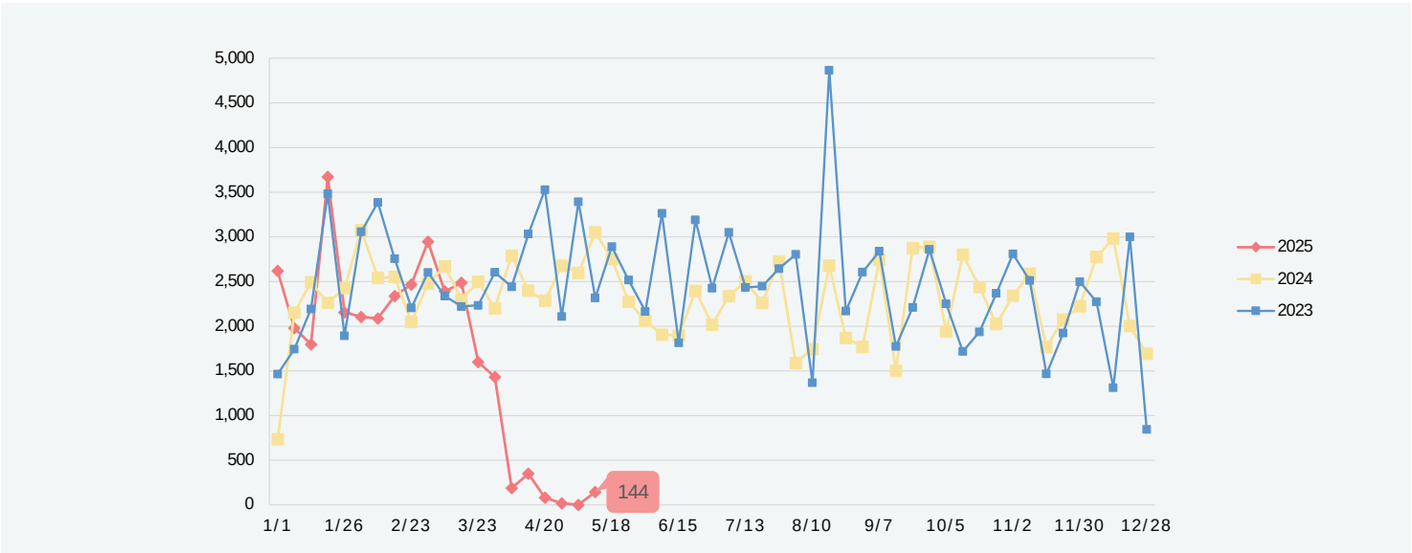

*Note: Update May 22, 2025./ *Exports from January 1 to May 22, 2025 totaled 32,909 tons

Beef Primal Values

Dollar/pound

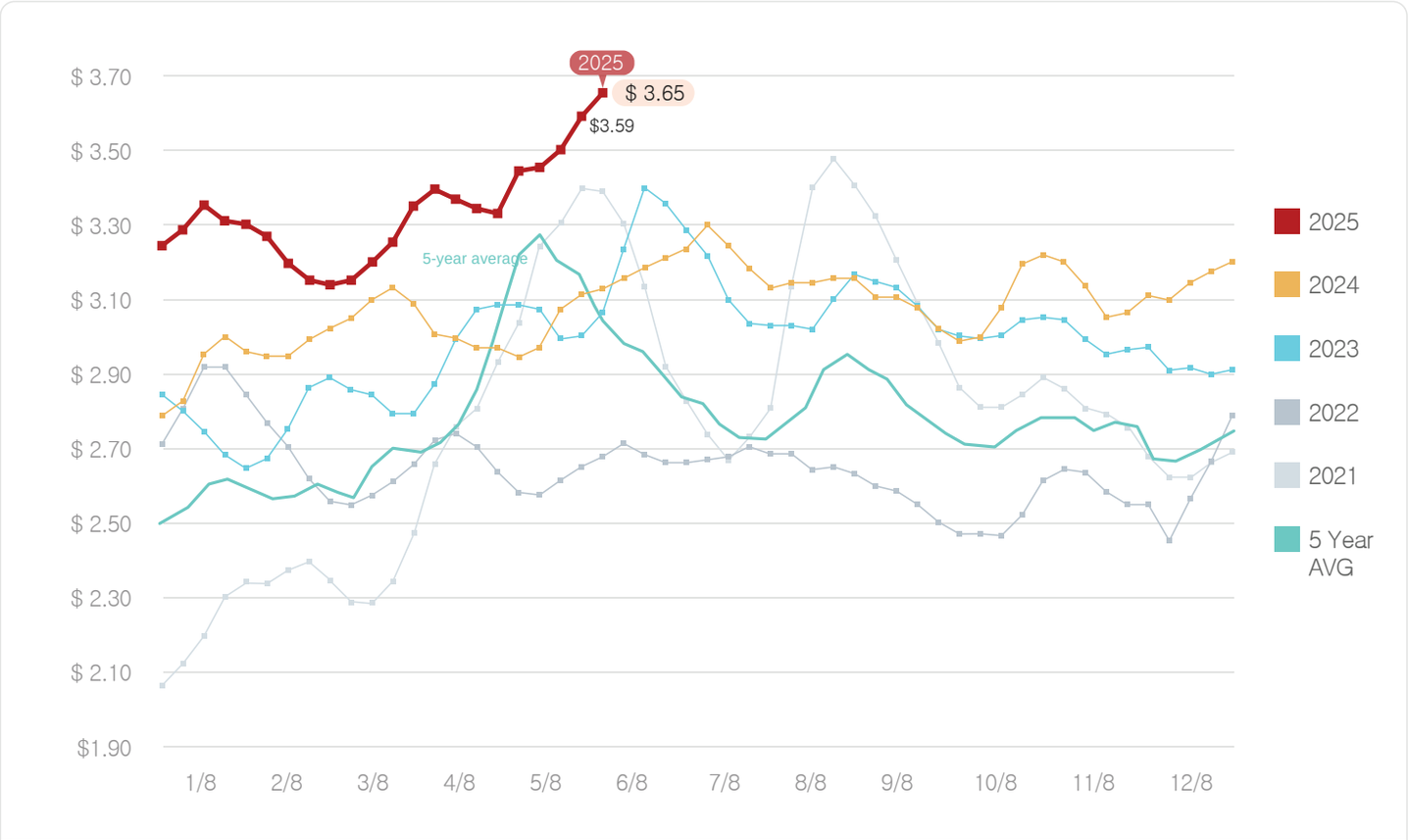

Beef Primal Values

Dollar/pound

Beef	Choice cutout	Select cutout	CHOICE							
			Rib	Chuck	Round	Loin	Brisket	Short Plate	Flank	50CL trim
6/2/2023	3.07	2.88	4.47	2.44	2.35	4.44	2.28	2.58	2.18	1.81
5/31/2024	3.13	3.03	4.75	2.56	2.53	4.42	2.57	2.09	1.57	0.76
5/30/2025	3.65	3.53	5.51	2.91	2.93	5.22	3.04	2.53	1.94	1.27
Compared to 2024	16%	17%	16%	13%	16%	18%	18%	21%	23%	67%
Compared to 2023	19%	23%	23%	19%	25%	18%	33%	−2%	−11%	−30%

Note: The above price is a wholesale price in the United States based on the primal and may differ from export prices

U.S. pork market trends

U.S. Pork Market Trend

The pork cutout trended higher for the third week this week and increased by $0.03 from last week as prices for hams and bellies moved higher and some grilling season cuts continued to gain seasonal momentum. The cutout averaged $1.04/lb. this week, the highest since August. The cutout was up

U.S. pork market trends

Cutout

Unit: Dollar/pound

2% from last year and up 23% from 2023.

Compared to last week, the rib primal value was down 2%, but values moved higher for the other pork primals: belly (+5.5%), ham (+5%), picnic (+4%), loin (+3%), and butt (+1.5%).

After increasing by 6% last week, heavy bone-in ham prices increased by another 2% this week to $0.98/lb., which was the highest since December. Prices were up 7% from last year and up 27% from 2023.

Boxed rollout ham prices have been volatile on thin trading volumes. The trading volume rebounded somewhat in recent weeks and but the reported trading volume dropped to just 5,000 lbs. this week for the holiday week. Prices traded in a narrow range between $1.60 and $1.67/lb. for a weighted average of $1.66/lb., which was up 4% from last week and was the highest since early February. Prices were up 3% from last year and were steady with 2023.

Weekly estimated pork production was 466.7 million lbs. for the holiday week (Memorial Day on May 26), down 8.7% from last week and down 0.3% from last year.

Weekly hog slaughter was estimated at 2.163 million head, down 8.3% from last week and steady with last year.

Live weights averaged 290 lbs., down 1 lb. from last week and from last year. Dressed weights averaged 216 lbs., down 1 lb. from last week and from last year.

Cash hog prices this week edged up 0.6% or +$0.54/cwt to an average of $95.40/cwt. Futures contracts traded at : June: $101.35 (+$3.05 from last Friday), July: $104.93 (+$3.38), August: $105.03 (+$3.75), and October: $88.93 (+$2.83).

From May 16 to 22, 2025, U.S. pork exports increased 1% from the previous week, to 28,893 tons, of which exports to China were 249 tons.

$ 1.04 ^ $ 0.03

Previous week $1.01

Slaughter Number

Unit: Head

2.163 million ˅ 8.3 %

Previous week 2.362 million

Pork Production

Unit: Pound

466.7 million ˅ 8.7 %

Previous week 511.2 million

Live Hog

Unit: Dollar/100 pound

$ 95.40 ^ $ 0.54

Previous week $94.86

Ton

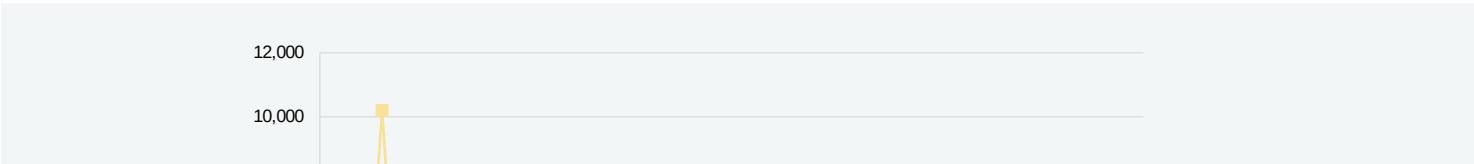

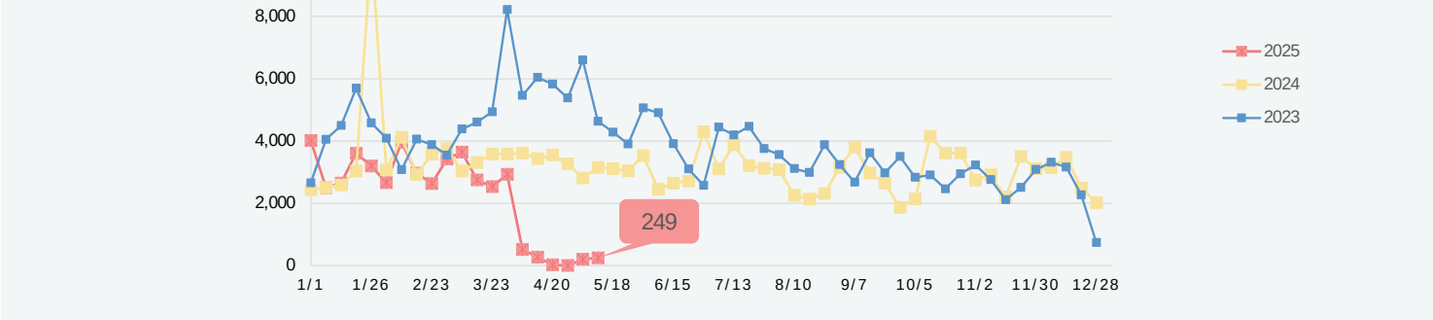

*Note: Update May 22, 2025./ *Exports from January 1 to May 22, 2025 totaled 45,079tons

Pork Cutout Weekly Price

Dollar/pound

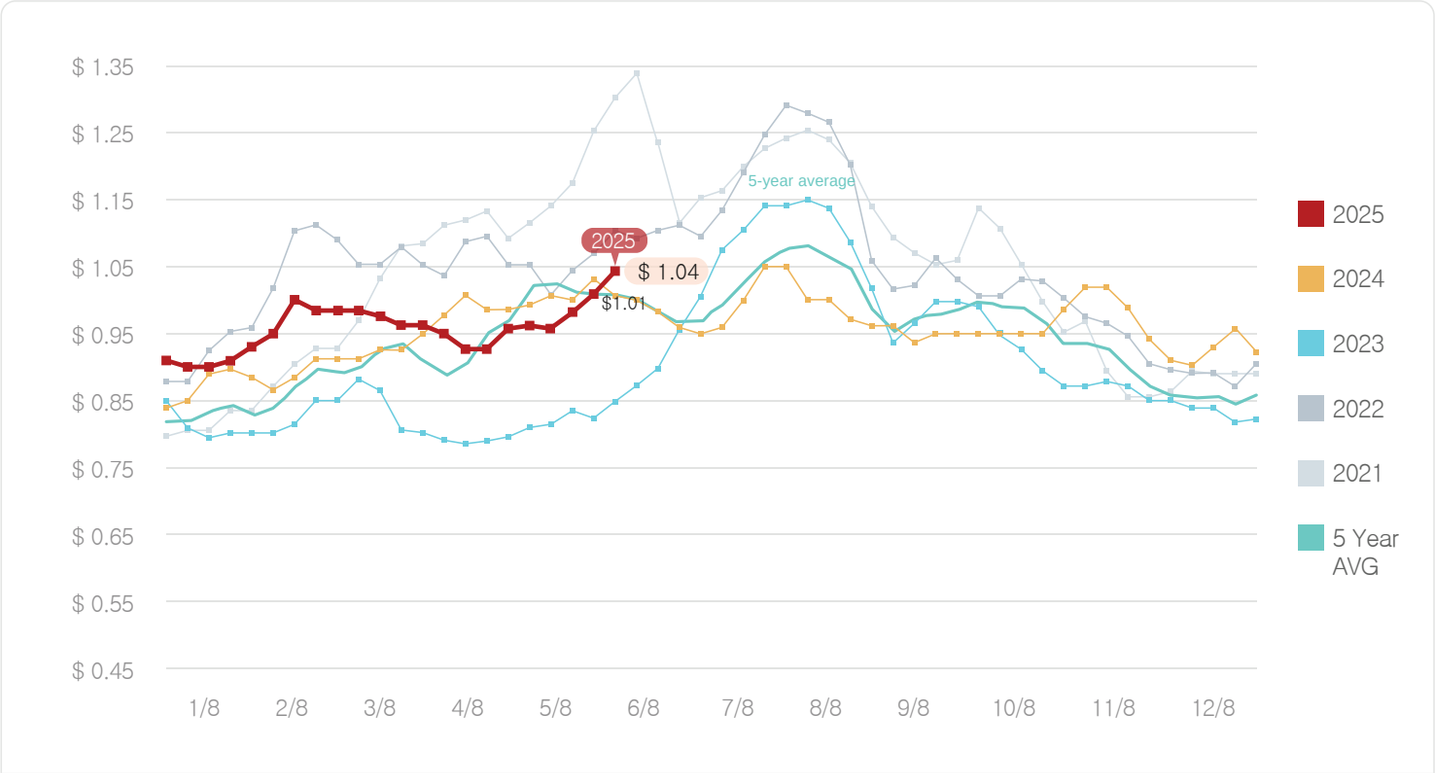

Pork Primal Values

Dollar/pound

Pork	Cutout	Loin	Butt	Picnic	Rib	Ham	Belly
6/2/2023	0.85	0.87	1.27	0.69	1.18	0.81	0.78
5/31/2024	1.03	1.02	1.30	0.76	1.69	0.89	1.31
5/30/2025	1.04	0.93	1.30	0.79	1.56	0.96	1.51
Compared to 2024	2%	−9%	0%	3%	−7%	8%	16%
Compared to 2023	23%	6%	2%	13%	32%	19%	94%

Note: The above price is a wholesale price in the United States based on the Big rib(primal) and may differ from export prices.

USDA Release New Reports

According to the report, frozen beef inventory totaled 418.1 million pounds, down 2% from both the previous month and the same month last year. Frozen pork inventory amounted to 455.8 million pounds, up 11% from the previous month but down 9% compared to the same time last year.

Beef in Cold Storage

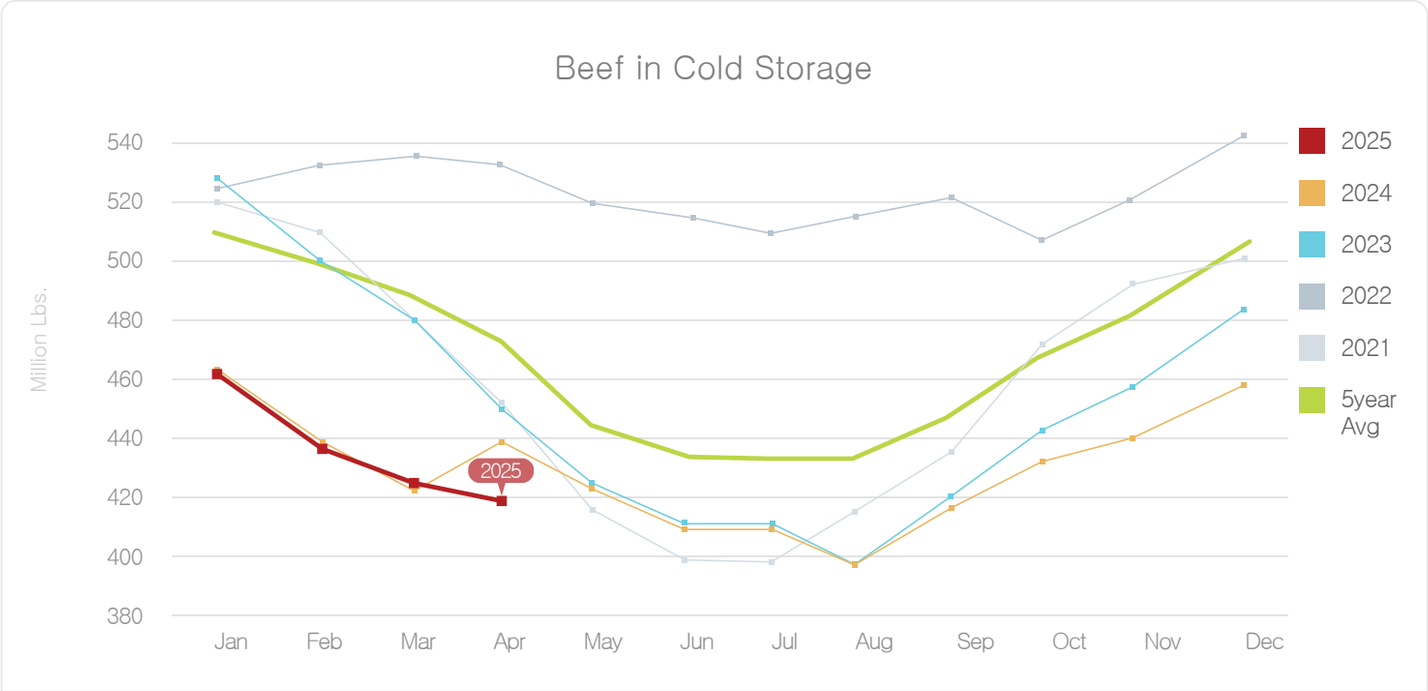

Pork in Cold Storage

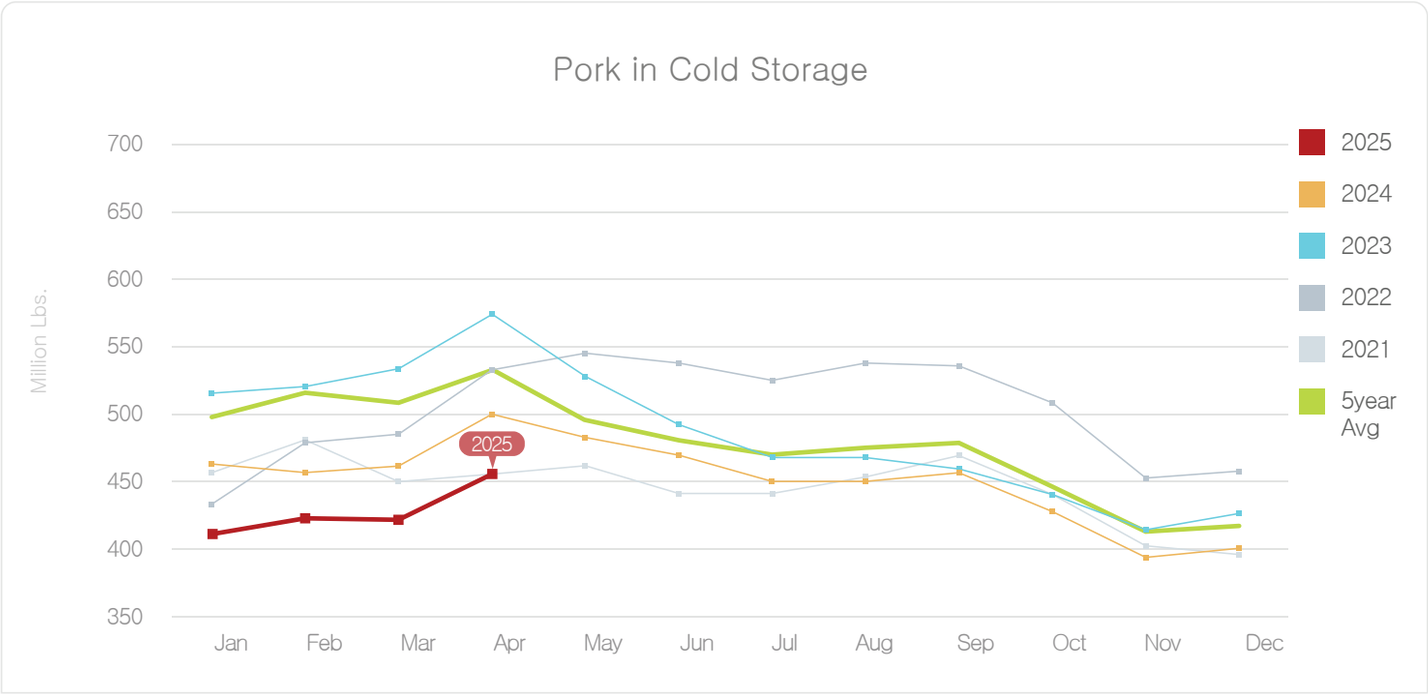

U.S. Beef Wholesale Prices (USDA CHOICE GRADE)

Unit : US $/kg, FOB Plant

Please note that the price information below is the average wholesale price for distribution in the U.S. as announced by the U.S. Department of Agriculture (USDA) and may differ from export prices.

IMPS # Item	5/3	5/10	5/17	5/24	5/31	May Average
112A Ribeye Roll, boneless, light	28.58	28.77	28.79	29.52	26.77	28.49
114 Shoulder clod	6.88	7.23	7.42	7.61	8.10	7.45
116A Chuck Roll neck-off	8.33	8.27	8.51	8.98	9.13	8.64
120 Brisket, boneless	8.47	8.69	8.97	8.98	9.51	8.92
123A Short Rib	14.26	13.99	14.54	14.79	14.10	14.34
160 Round, bone-in	8.77	-	8.92	9.62	9.06	9.09
167A Knuckle, peeled	8.08	8.37	8.27	8.47	8.75	8.39
168 Top Inside Round	8.13	8.05	7.99	8.33	8.39	8.18
170 Gooseneck Round 18-33	6.61	7.34	7.27	7.31	7.26	7.16
180 Strip Loin, boneless. 1x1	23.59	22.87	23.49	24.55	25.27	23.95
184 Loin, top butt, boneless	13.53	13.65	13.74	14.37	15.14	14.09
189A Tenderloin trimmed heavy	30.42	29.35	30.33	31.28	31.60	30.60
193 Flank Steak	15.37	15.57	16.31	17.09	17.55	16.38
Primal cut, Rib	12.65	12.60	12.47	12.29	12.13	12.43
Primal cut, Arm Chuck	5.90	5.92	6.06	6.28	6.39	6.11
Primal cut, Round	6.11	6.19	6.21	6.38	6.45	6.27
Primal cut, Loin	10.52	10.49	10.70	11.15	11.49	10.87

Beef Chuck Roll

$/Kg

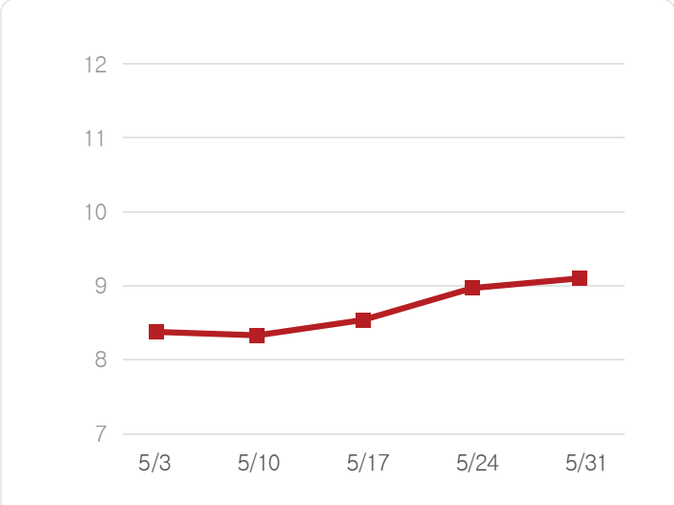

123A Short Rib

$/Kg

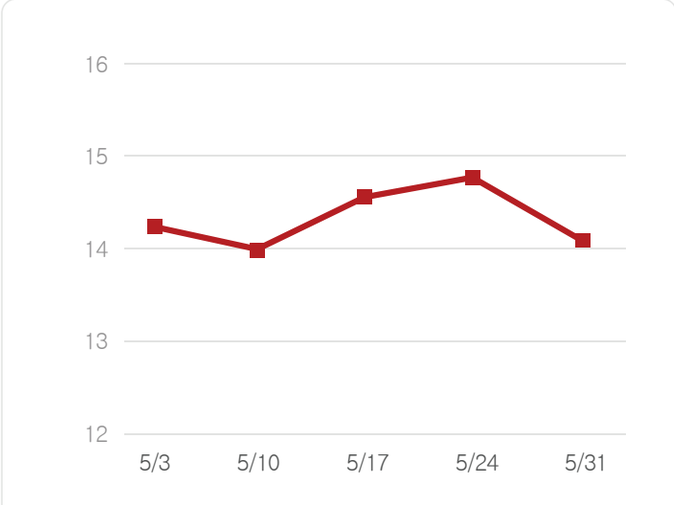

U.S. Pork Wholesale Prices

Unit: US $/kg, FOB Plant

Please note that the price information below is the average wholesale price for distribution in the U.S. as announced by the U.S. Department of Agriculture (USDA) and may differ from export prices.

BPN # Item	Similar IMPS#	5/3	5/10	5/17	5/24	5/31	May Average
U40 Loin, trim	410	2.17	2.14	2.19	2.26	2.31	2.21
U41 Tenderloin, 1.25 down	415	3.81	3.85	4.04	4.11	4.03	3.97
U50 Picnic, smkr trm combo	405	1.92	1.94	2.00	2.14	2.13	2.03
U42 Boston butt trim	406	2.70	2.78	3.12	3.28	3.24	3.02
U44 Sparerib. 25#/dn-lgt	416	3.76	3.87	3.67	3.86	3.92	3.82

U46 Ham, bone in trimmed	401	2.01	2.07	2.18	2.25	–	2.13
U48 Belly, skin-on, fresh	408	4.05	4.17	4.13	4.03	3.97	4.07
U54 Front Feet, Toes on	420	1.04	0.96	1.07	1.57	1.60	1.25
U51 Neck Bones	421	0.73	0.66	0.72	0.77	0.90	0.76
Cheek Meat, trimmed	N/A	2.30	2.34	2.34	2.30	2.30	2.32
Al Backribs 2.0#/up 1 pc Vac, FZN	422	6.36	6.41	6.08	–	5.86	6.18

CARCASS PRICE

Unit: US $/kg, FOB Plant

	5/3	5/10	5/17	5/24	5/31	May Average
Beef Carcass	727.34	735.26	747.32	760.56	761.93	746.48
Pork Carcass	213.69	211.31	215.82	221.50	229.88	218.44

Beef Carcass

$/100Kg

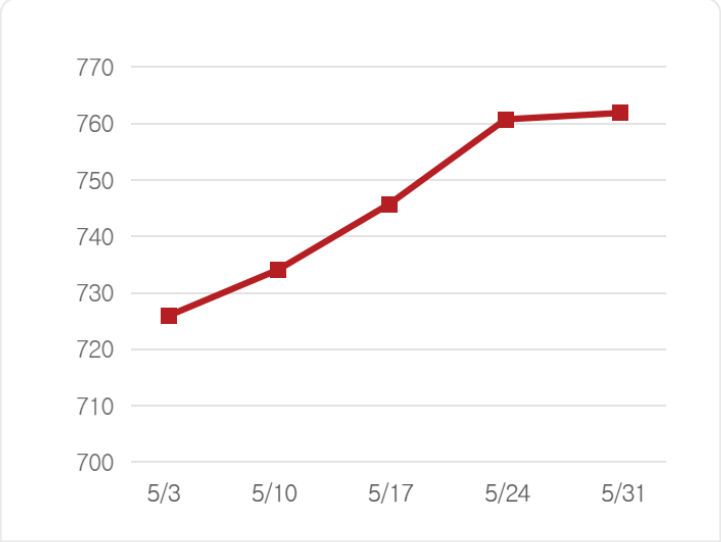

Pork Carcass

$/100Kg

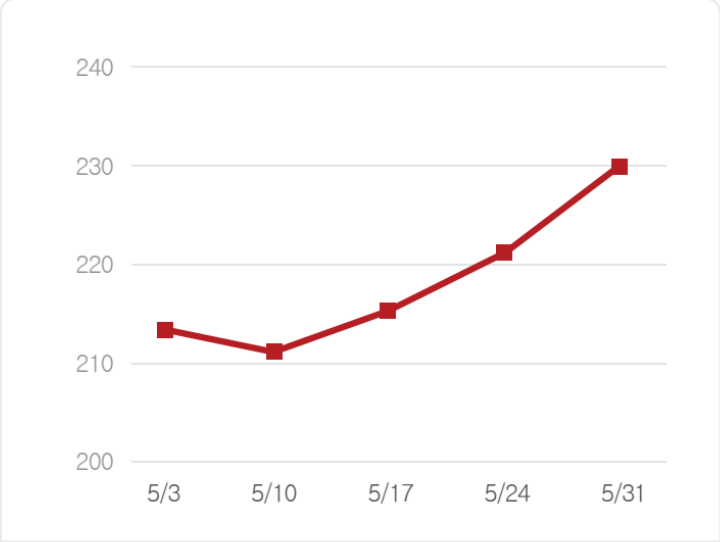

来源: USDA/FAS

Unauthorized extraction and publication of all articles on MEF NEWSLINE is prohibited.
Please be sure to obtain permission in advance if necessary.

U.S. Meat Export Federation

U.S. Meat Export Federation, Beijing Representative Office
Suite 303, 3rd Floor, Guangming Hotel Office Bldg., No.42 Liangmaqiao Road, Chaoyang District, Beijing 100125, China
Tel: +86 10 8441 8455