美国红肉新闻纵览

www.usmef.org.cn

更新日期 2025. 5. 30

美国农业部市场指标变化趋势

美国农业部最新发布的主要市场指标概要

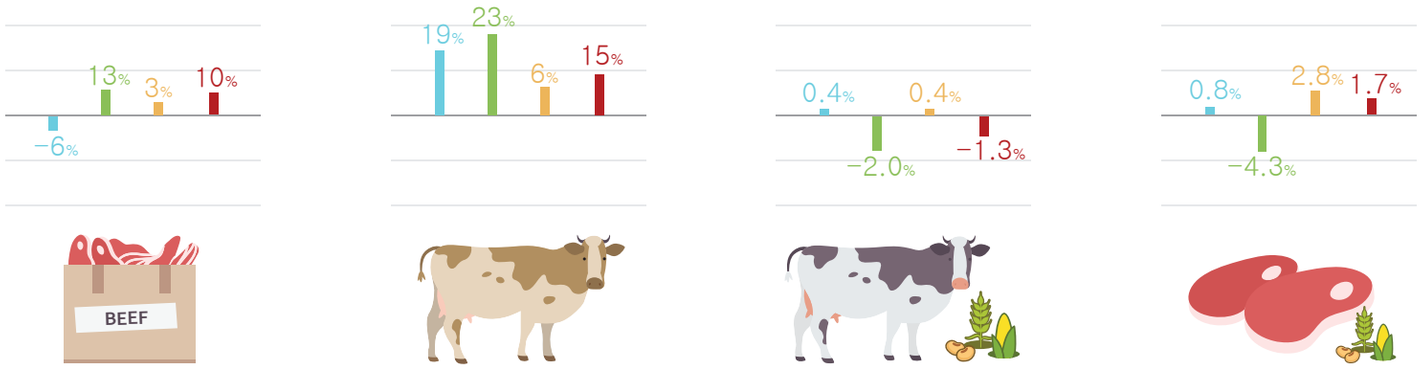

牛胴体综合价　活牛价格　育肥牛存栏量　谷饲牛肉产量

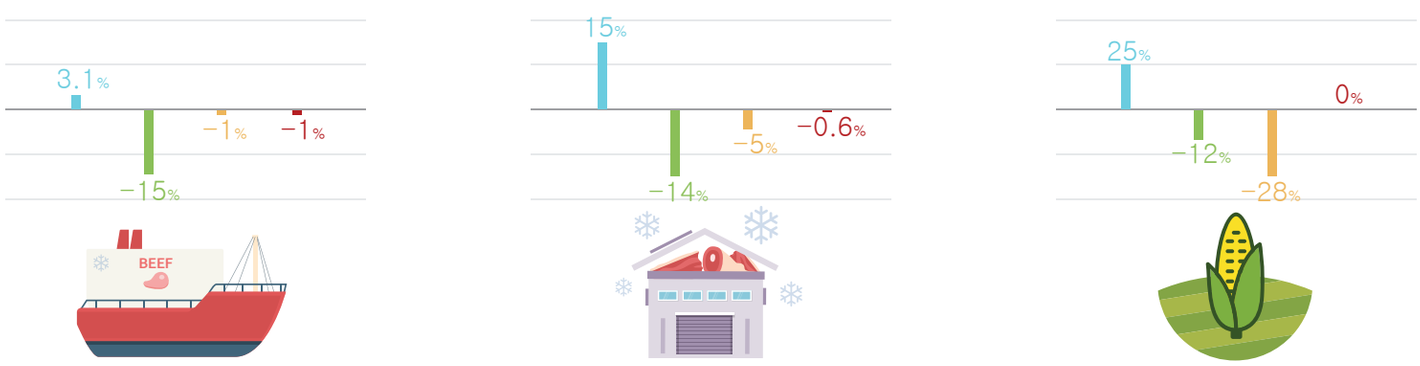

出口量　冷冻库存量　玉米价格

2022 Avg vs. 2021 Avg　2023 Avg vs. 2022 Avg　2024 Avg vs. 2023 Avg　2025 ytd vs. 2024 ytd

* 育肥牛存栏量	2025年4月1日
* 谷饲牛肉产量	年至今
* 出口量	2025年3月，不含副产品
* 冷冻库存量	2025年3月底
* 玉米价格	2025年3月平均价格

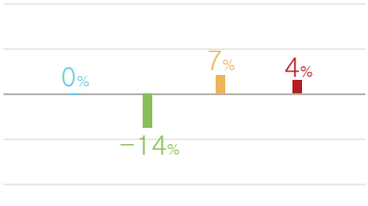

猪胴体综合价

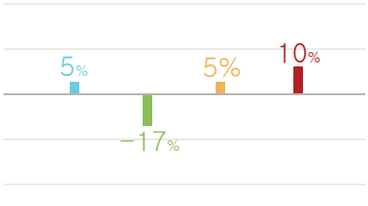



生猪价格

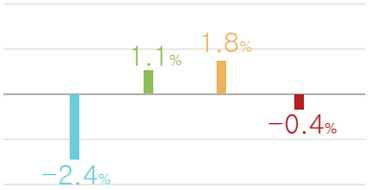

猪肉产量

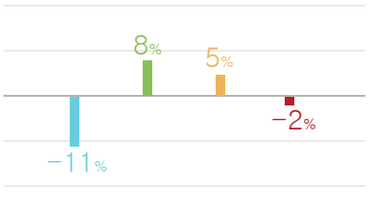



出口量

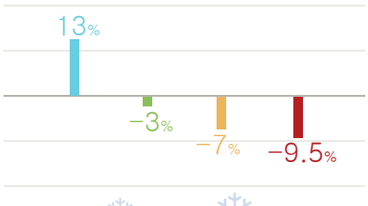

冷冻库存量

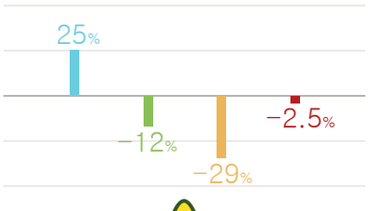

玉米价格

2022 Avg vs. 2021 Avg　2023 Avg vs. 2022 Avg　2024 Avg vs. 2023 Avg　2025 ytd vs. 2024 ytd

* 猪肉产量	年至今
* 出口量	2025年2月，不含副产品

* 冷冻库存量	2025年3月底
* 玉米价格	2025年2月平均价格

美国牛肉市场趋势

美国牛肉市场动向

本周精选级牛胴体综合价环比上涨了0.09美元，从上周的创记录高点涨至本周的新高3.59美元/磅。该价格比去年同期上涨了15%，比2023年同期上涨了19%。

今年年初，牛肉产量曾一度高于2024年同期水平，但从4月下旬开始大幅下降。在过去的五周里，牛肉产量同比下降了5.3%。直到四周前，创纪录高的牛胴体重量还能够抵消掉屠宰数量的下降对牛肉产量的影响，但此后活牛屠宰量下降幅度再次加大，胴体重的增加也难以抵消屠宰量下降对牛肉产量的影响，因此牛肉产量开始同比为负。

精选级与可选级牛胴体价差从上周的12.58美元/百磅缩小至本周的11.60美元/百磅，该价差略高于去年同期的11.32美元/百磅，但是显著低于2023年同期的17.77美元/百磅。

与上周相比，精选级肋脊价格下降了2%，但其他精选级牛肉初级分割部位的价格均有所上涨：腰脊（+4%）、肩胛（+4%）、腹胁（+4%）、后腿（+3%）、胸腹（+3%）和前胸（+2%）。

2024年全年，精选级精选重磅牛里脊的价格都低于2023年的同期水平，2025年4月及之前也都是维持相同趋势。本周，精选里脊的价格环比上涨了3%至14.22美元/磅，这是今年迄今为止的第三高周度价格。该价格与去年同期相比上涨了3%，但跟2023年同期相比下降了2%。牛里脊的价格通常在11月/12月达到峰值，去年，牛柳价格在12月达到全年最高，为16.97美元/磅。

精选级西冷的价格本周环比上涨了4%至11.15美元/磅，这是自去年6月价格达到当年内最高11.35美元/磅以来的最高水平。本周，精选西冷价格环比上涨了9%，比2023年同期上涨了35%。

自今年年初以来，精选级去骨臀腰肉价格一直呈稳步上升趋势，并且在过去几周达到了创纪录的高点（此处不包括2020年疫情初期后的那几周）。本周该产品价格环比上涨了5%至6.53美元/磅，比去年同期上涨了35%，比2023年同期上涨了30%。臀腰肉价格会在5月和6月因烧烤季节的需求而达到峰值，但去年价格在7月第一周达到最高，为5.53美元/磅——这意味着今年目前的价格已经比去年的峰值高出1美元/磅。由于整体牛肉价格的上涨，臀腰肉作为性价比高的选择，其价格也得到了支撑。

本周50CL牛碎肉价格环比上涨了0.03美元至1.24美元/磅，这是自去年9月以来的最高水平。该价格比去年同期上涨了81%，但比2023年同期下降了32%。

90CL牛碎肉价格在八周前曾达到了3.82美元/磅的历史新高，随后在4月略有下降。在过去三周价格再次回升，本周价格环比上涨0.02美元至3.80美元/磅。

本周预估牛肉产量为4.969亿磅，环比增长了0.5%，但同比下降了2.8%。2025年至今累计牛肉产量同比下降了0.8%。

本周预估活牛屠宰量为57万头，环比增长了0.7%，但同比下降了5.3%。2025年至今累计活牛屠宰量同比下降了4.3%。

本周牛只宰前均重为1,430磅，环比减少2磅，同比增加36磅。宰后均重为874磅，环比减少1磅，同比增加23磅。

本周活牛现货价格较上周五上涨了0.8%，并再次创下历史新高。周五活牛平均价格为229.51美元/百磅，较上周五上涨了3.15美元/百磅，涨幅为1.4%。活牛期货合约价格分别为：6月合约：215.80美元（较上周五上涨3.57美元），8月合约：210.45美元（上涨3.70美元），10月合约：208.10美元（上涨4.12美元）。

美国牛肉市场趋势

胴体综合价

单位：美元/磅

$ 3.59 ^ $ 0.09

前一周 $3.50

屠宰数量

单位：头

57.0万 ^ 0.7 %

前一周 56.6万

牛肉产量

单位：磅

4.969亿 ^ 0.5 %

前一周 4.943亿

活牛价格

单位：美元/100磅

$ 229.51 ^ $ 3.15

前一周 $226.36

2025年5月9日至15日，美国牛肉出口量为14,828吨，环比增加9%，但是对中国大陆的出口量降至0。

吨

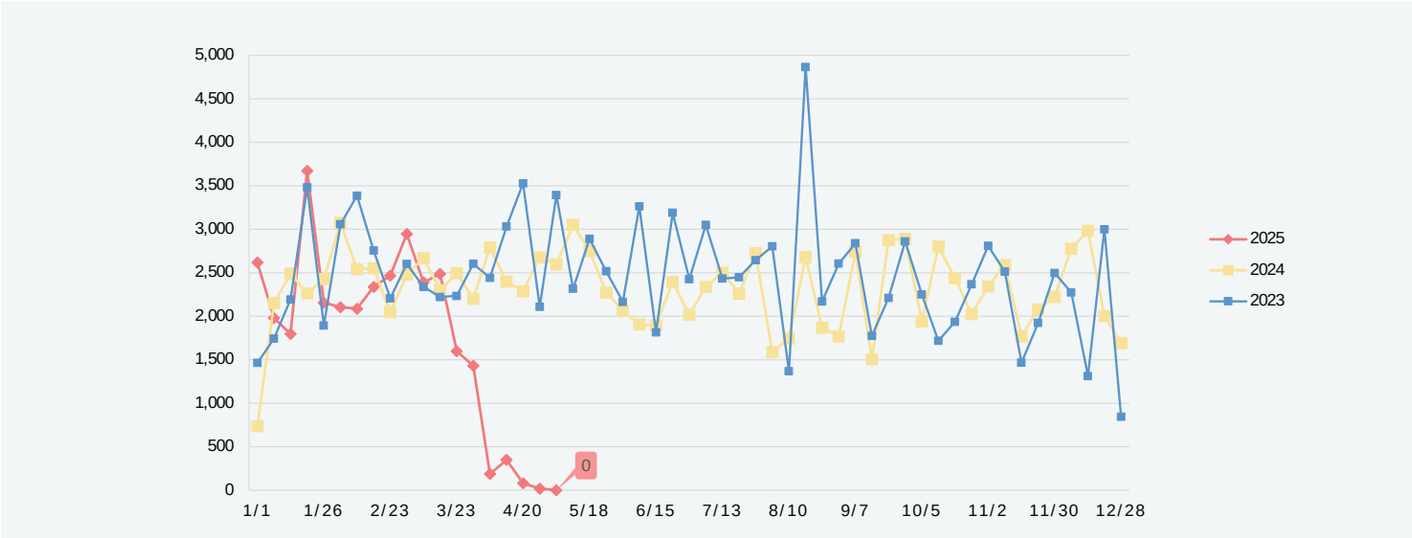

注：2025年5月15日更新。 / *2025年1月1日至5月15日，出口总量32,765吨

周度牛胴体综合价

美元/磅

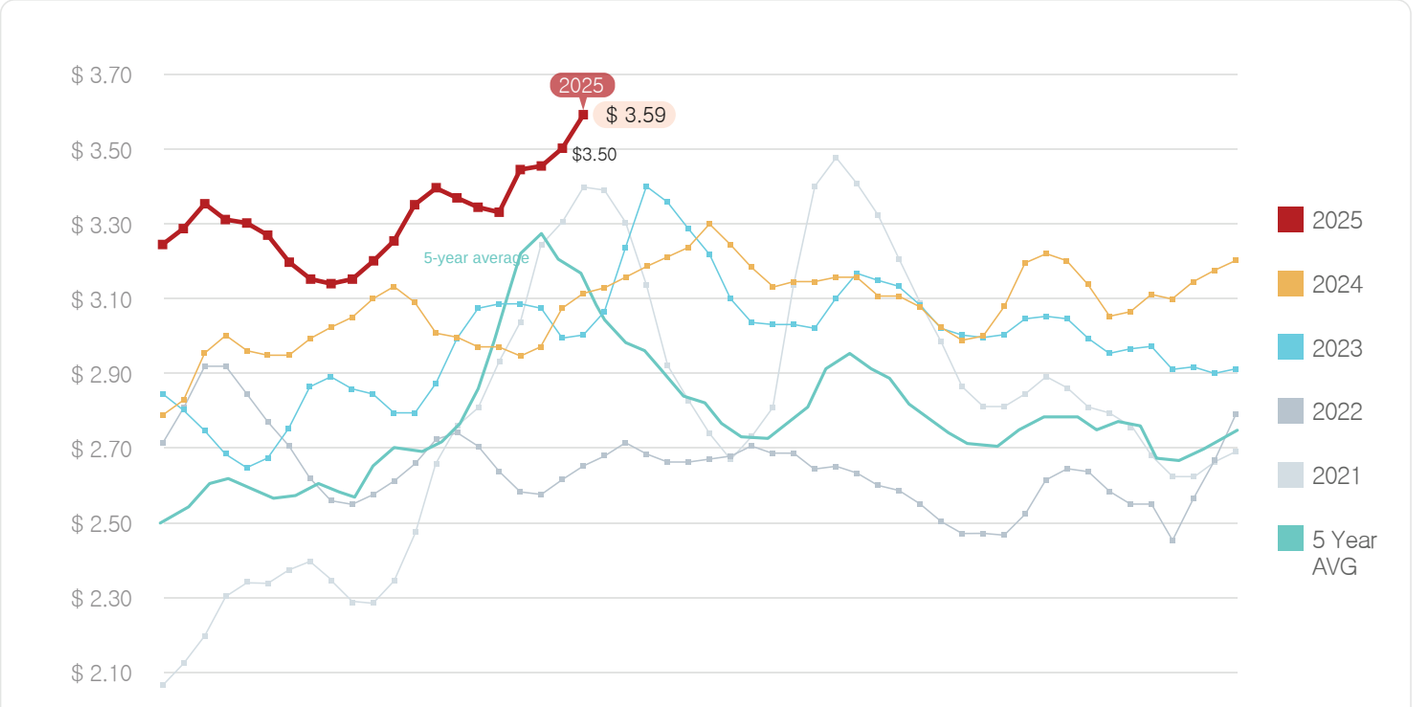

牛肉初级分割品价格

美元/磅

Beef	Choice cutout	Select cutout	CHOICE							
			Rib	Chuck	Round	Loin	Brisket	Short Plate	Flank	50CL trim
5/26/2023	3.01	2.84	4.32	2.43	2.31	4.32	2.28	2.59	2.12	1.84
5/24/2024	3.12	3.00	4.69	2.55	2.52	4.39	2.51	2.15	1.55	0.69
5/23/2025	3.59	3.48	5.58	2.86	2.90	5.07	2.93	2.48	1.90	1.24
与去年相比	15%	16%	19%	12%	15%	15%	17%	15%	23%	81%
与2023年相比	19%	23%	29%	18%	26%	17%	29%	-4%	-11%	-32%

注: 上述价格为初级分割品价格，且是美国国内的批发价格，因此与出口价格存在差异

美国猪肉市场趋势

美国猪肉市场动向

猪胴体综合价连续两周上涨，本周环比上涨2.6%至1.01美元/磅，这是自2月中旬以来的最高水平。烧烤品项价格出现了明显的季节性上涨。本周猪胴体综合价比去年同期上涨了1%，比2023年同期上涨了22%。

初级分割部位价格变化方面，与上周相比，五花下降了1%，但其他初级分割部位价格均有所上涨：前腿上涨6%、颈背上涨5%、肋排上涨4%、腰脊上涨3%、后腿上涨2.5%。

过去两周，墨西哥市场的旺盛需求不断推高重磅带骨后腿价格，本周价格环比上涨了6%，比两周前上涨了13%。本周批发均价为0.97美元/磅，这是自去年12月以来的最高水平，该价格比去年同期上涨了17%，比2023年同期上涨了26%。

正如近几周所报道的，由于成交量少，去骨箱装后腿肉价格波动较大。过去两周成交量仍然很低，但已经较两周前出现反弹。上周报告的成交量为5.1万磅，本周成交量为5.8万磅。本周成交价格在1.43至2.24美元/磅之间，平均价格为1.59美元/磅，环比上涨了3%。由于熟制品（使用去骨后腿肉为原料）需求仍然有些疲软，导致对原料的需求也没有明显增加。本周成交均价比去年同期上涨了14%，但比2023年同期低6%。

在过去七周里，带骨前腿的价格一直呈上涨趋势，本周价格环比上涨了4%至1.05美元/磅，这是自去年12月以来的最高水平。该价格比去年同期上涨了7%，比2023年同期上涨了11%。

本周预估猪肉产量为5.112亿磅，环比下降1.8%，同比增长0.4%。（注1：美国农业部将上周的猪肉产量数据修订为5.204亿磅）

本周预估生猪屠宰量为236.2万头，环比下降1.6%，同比下降0.4%。（注2：美国农业部将上周屠宰量修订为240万头）

本周生猪宰前均重为291磅，环比持平，同比增加2磅。宰后均重为217磅，环比持平，同比增加2磅。

本周生猪现货均价较上周五下降了6.7%，但本周五价格反弹，比上周五上涨了7.7%（6.76美元/百磅），平均成交价格为94.86美元/百磅。生猪期货合约价格分别为：6月合约：98.30美元（较上

美国猪肉市场趋势

胴体综合价 单位：美元/磅

$ 1.01 ^ $ 0.03

前一周 $0.98

屠宰数量 单位：头

236.2万 ⌄ 1.6 %

前一周 240.0万

猪肉产量 单位：磅

5.112亿 ⌄ 1.8 %

前一周 5.204亿

周五下跌2.03美元），7月合约：101.55美元（下跌2.63美元），8月合约：101.28美元（下跌2.35美元），10月合约：86.10美元。

2025年5月8日至5月15日，美国猪肉出口量为28,547吨，环比增长了8%。其中对中国大陆的出口量由上周的0增加至200吨。

生猪价格

单位：美元/100磅

$ 94.86 ^ $ 6.76

前一周 $88.10

#1 美国农业部
将上周的猪肉产量数据修订为5.204亿磅

#2 美国农业部
将上周屠宰量修订为240万头

吨

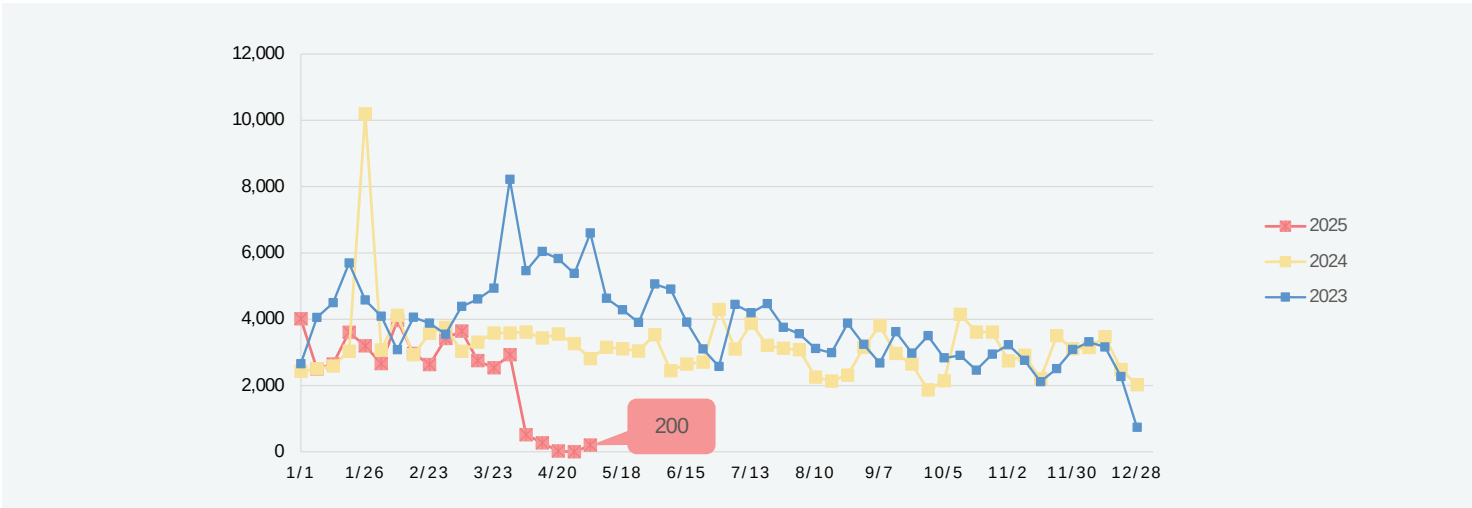

注：2025年5月15日更新。 / *2025年1月1日至5月15日，出口总量44,830 吨

周度猪胴体综合价

美元/磅

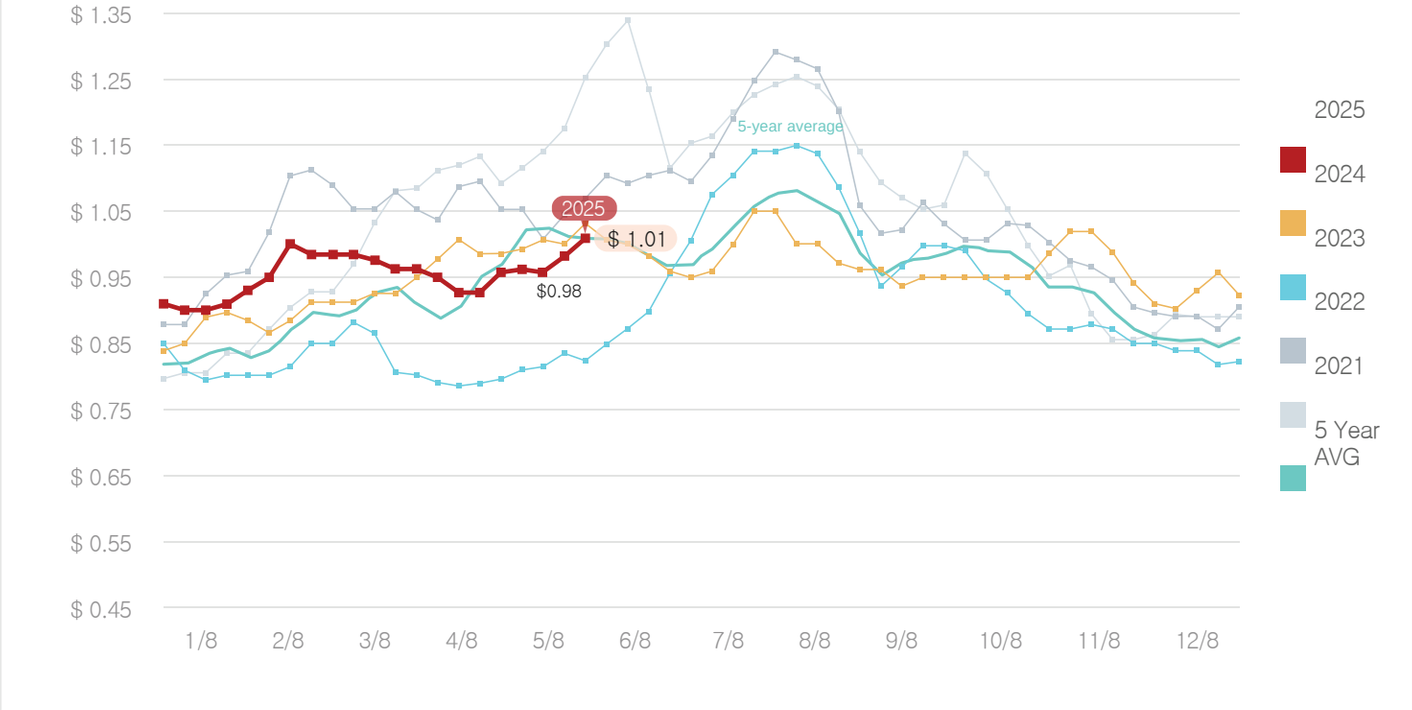

猪肉初级分割品价格

美元/磅

Pork	Cutout	Loin	Butt	Picnic	Rib	Ham	Belly
5/26/2023	0.83	0.85	1.26	0.68	1.17	0.77	0.77
5/24/2024	1.00	1.01	1.30	0.76	1.75	0.81	1.27
5/23/2025	1.01	0.91	1.28	0.76	1.59	0.91	1.44
与去年相比	1%	−10%	−3%	0%	−9%	12%	13%
与2023年相比	22%	7%	2%	12%	36%	19%	86%

注: 上述价格为初级分割品价格，且是美国国内的批发价格，因此与出口价格存在差异.

USDA 数据报告

美国农业部发布最新报告

上周，美国农业部发布了截至4月30日的《牲畜屠宰报告》和截至5月1日的《育肥牛存栏报告》。

2025年4月美国牛肉产量总计为22.4亿磅，同比下降了3%。月度活牛屠宰量为257万头，同比下降6%，而平均宰前活重1,431磅，同比增加了36磅。同期，猪肉产量为23.4亿磅，同比增长1%，生猪屠宰总量为1,080万头，增长1%，平均宰前活重291磅，同比增加1磅。

2025年5月1日，美国存栏能力在1000头及以上的育肥场活牛存栏量为1,140万头，同比下降1.5%。4月补栏量为161万头，同比下降3%，同期出栏量183万头，同比下降2.5%。

美国育肥牛存栏

U.S. Cattle on Feed Inventory

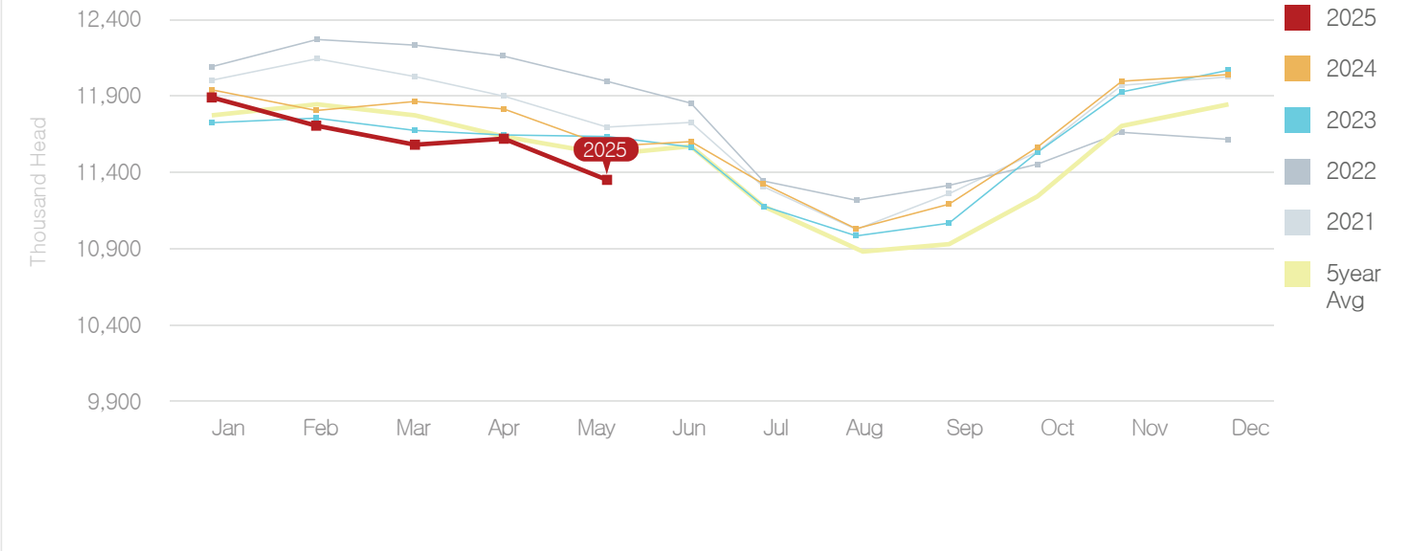

美国牛肉批发价格(美国农业部精选级)

单位：美元/千克，工厂交货价

以下价格信息是美国农业部(USDA)发布的美国国内流通平均批发价，请参考，并留意该价格与出口价格有差异。

IMPS # 产品	4/26	4月平均	5/3	5/10	5/17	5/24
112A Ribeye Roll, boneless, light	28.92	29.36	28.58	28.77	28.79	29.52
114 Shoulder clod	6.81	6.99	6.88	7.23	7.42	7.61
116A Chuck Roll neck-off	7.98	8.14	8.33	8.27	8.51	8.98
120 Brisket, boneless	8.22	8.08	8.47	8.69	8.97	8.98
123A Short Rib	14.26	14.00	14.26	13.99	14.54	14.79
160 Round, bone-in	8.90	9.35	8.77	-	8.92	9.62
167A Knuckle, peeled	8.01	8.39	8.08	8.37	8.27	8.47
168 Top Inside Round	7.80	7.91	8.13	8.05	7.99	8.33
170 Gooseneck Round 18-33	7.17	7.06	6.61	7.34	7.27	7.31
180 Strip Loin, boneless. 1x1	23.21	23.36	23.59	22.87	23.49	24.55
184 Loin, top butt, boneless	12.72	12.46	13.53	13.65	13.74	14.37
189A Tenderloin trimmed heavy	30.31	31.05	30.42	29.35	30.33	31.28
193 Flank Steak	14.61	14.25	15.37	15.57	16.31	17.09
Primal cut, Rib	12.26	12.67	12.65	12.60	12.47	12.29
Primal cut, Arm Chuck	5.68	5.72	5.90	5.92	6.06	6.28
Primal cut, Round	5.95	6.02	6.11	6.19	6.21	6.38
Primal cut, Loin	10.15	10.08	10.52	10.49	10.70	11.15

牛上脑

$/Kg



123A 牛小排(带骨)

$/Kg

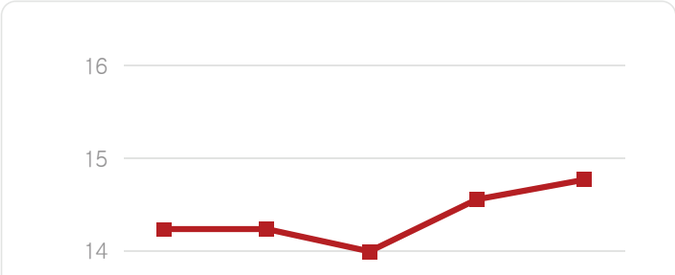

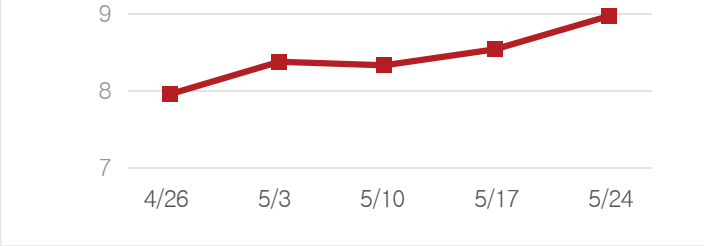



美国猪肉批发价格

单位：美元/千克，工厂交货价

以下价格信息是美国农业部(USDA)发布的美国国内流通平均批发价，请参考，并留意该价格与出口价格有差异。

BPN # 产品	类似 IMPS#	4/26	4月平均	5/3	5/10	5/17	5/24
U40 Loin, trim	410	2.11	2.12	2.17	2.14	2.19	2.26
U41 Tenderloin, 1.25 down	415	3.63	3.67	3.81	3.85	4.04	4.11
U50 Picnic, smkr trm combo	405	1.97	1.85	1.92	1.94	2.00	2.14
U42 Boston butt trim	406	2.68	2.71	2.70	2.78	3.12	3.28
U44 Sparerib. 25#/dn-lgt	416	3.56	3.67	3.76	3.87	3.67	3.86
U46 Ham, bone in trimmed	401	1.98	2.07	2.01	2.07	2.18	2.25
U48 Belly, skin-on, fresh	408	3.71	3.68	4.05	4.17	4.13	4.03
U54 Front Feet, Toes on	420	1.02	1.43	1.04	0.96	1.07	1.57
U51 Neck Bones	421	0.69	0.75	0.73	0.66	0.72	0.77
Cheek Meat, trimmed	N/A	2.30	2.29	2.30	2.34	2.34	2.30
AI Backribs 2.0#/up 1 pc Vac, FZN	422	6.36	6.13	6.36	6.41	6.08	–

胴体价格

单位：美元/千克，工厂交货价

	4/26	4月平均	5/3	5/10	5/17	5/24
Beef Carcass	705.23	706.07	727.34	735.26	747.32	760.56
Pork Carcass	211.27	207.51	213.69	211.31	215.82	221.50

牛胴体

$/100Kg

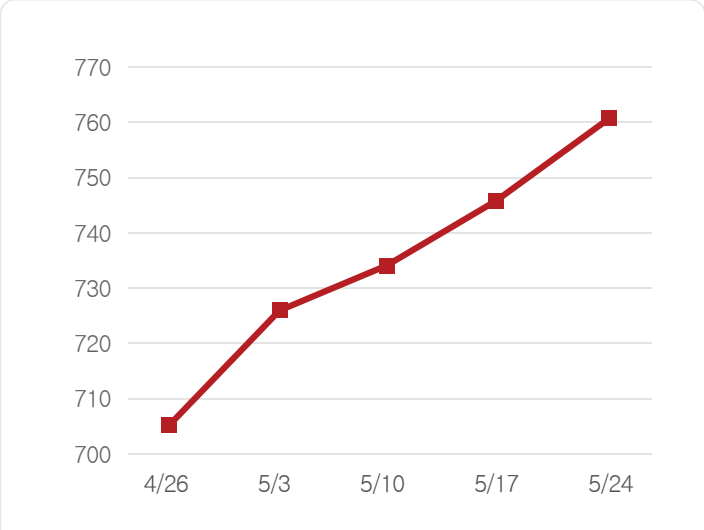

猪胴体

$/100Kg

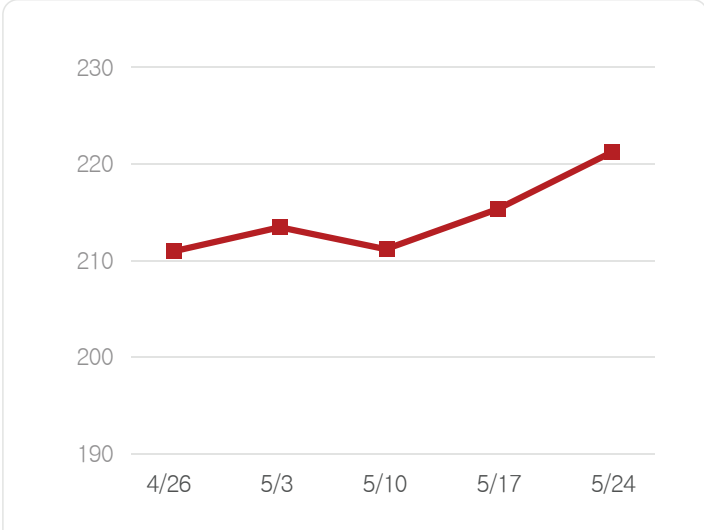

来源：USDA/FAS

禁止擅自摘录和刊登在MEF NEWSLINE上的所有文章。 必要时请一定要事先取得批准。

本邮件是根据会员注册时提供的信息发送给顾客的NEWSLINE邮件服务。
如果您不想接收邮件，请登录网站后，在修改会员信息时，在“MEF NEWSLINE”拒绝接收电子邮件栏中进行确认。

美国肉类出口协会

编辑 : 美国肉类出口协会北京代表处
北京市朝阳区亮马桥路42号 光明饭店写字楼303室
电话 : +86 10 8441 8455

Published by U.S. Meat Export Federation (USMEF) 2025

MEF NEWSLINE

www.usmef.org.cn

UPDATE 2025. 5. 30

USDA market trends

Summary of Key Market Indicators Update by the US Department of Agriculture



Beef Cutout Value

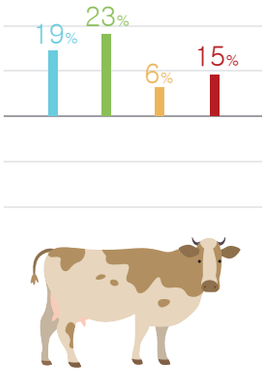

Live Cattle Price

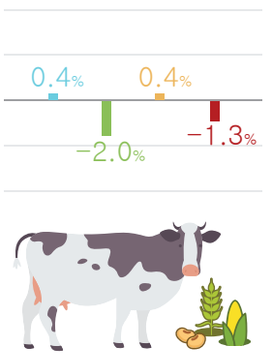

Cattle on Feed

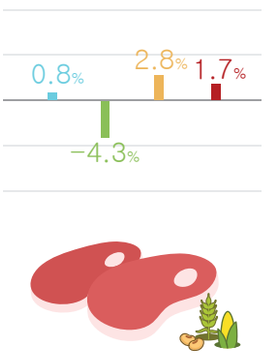

Fed Beef Production

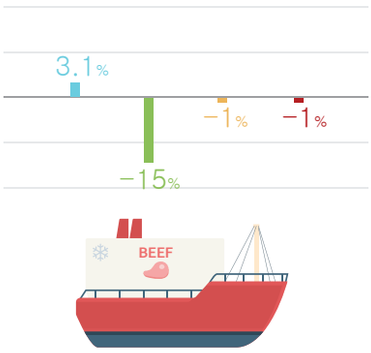

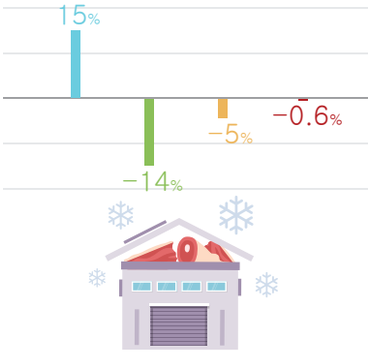

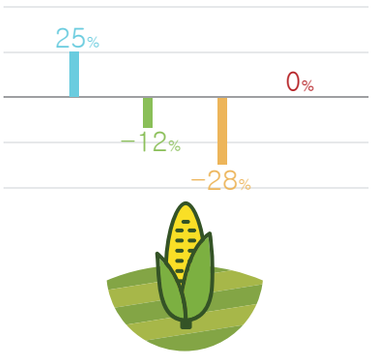

Export | Cold Storage | Corn Price

2022 Avg vs. 2021 Avg | 2023 Avg vs. 2022 Avg | 2024 Avg vs. 2023 Avg | 2025 ytd vs. 2024 ytd

* Cattle on Feed	As of April 1, 2025
* Fed Beef Production	Year to Date
* Export volume	As of March 2025, variety meat excluded
* Cold Storage	As of the end of March 2025
* Corn Price	Average price in March 2025 compared to the previous year

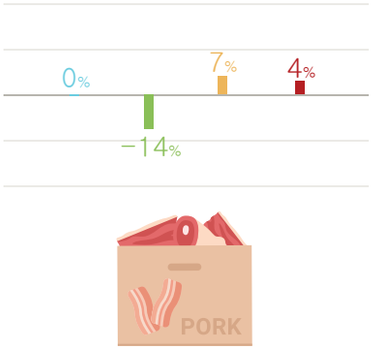

Pork Cutout Value

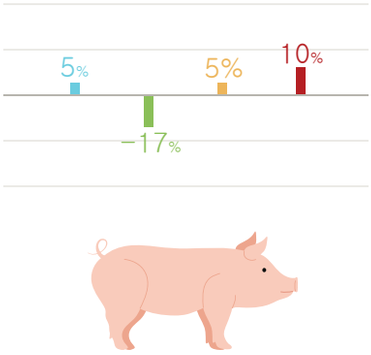

Live Hog Price

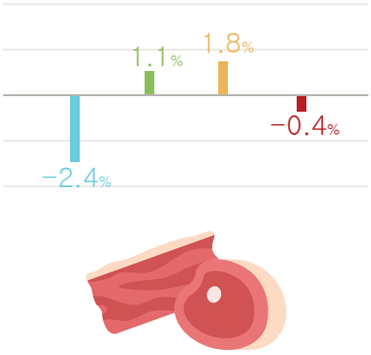

Pork Production

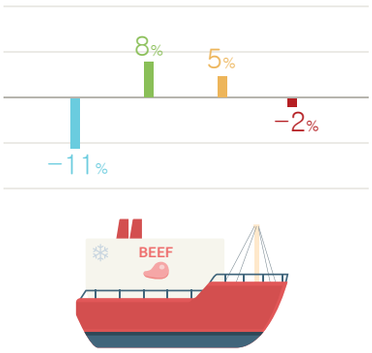

Export

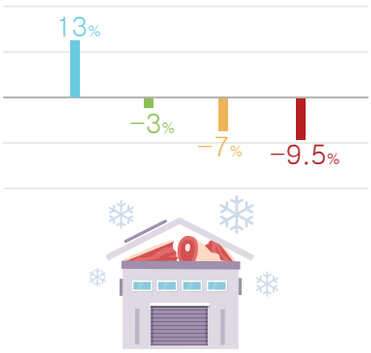

Cold Storage

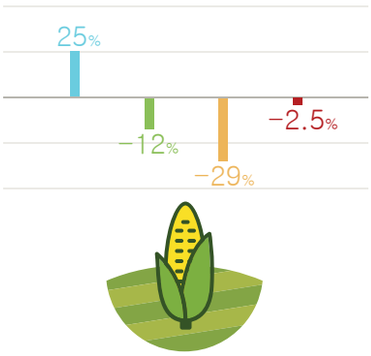

Corn Price

2022 Avg vs. 2021 Avg | 2023 Avg vs. 2022 Avg | 2024 Avg vs. 2023 Avg | 2025 ytd vs. 2024 ytd

* Pork Production	Year to Date

* Export volume	As of February 2025, variety meat excluded
* Cold Storage	As of the end of March 2025
* Corn Price	Average price in February 2025 compared to the previous year

U.S. beef market trends

U.S. Beef Market Trends

The Choice beef cutout increased by $0.09 from last week's record to a new high of $3.59/lb. this week (when excluding the few weeks that the cutout spiked during the initial covid-related disruptions in 2020). he Choice cutout was up 15% from last year and up 19% from 2023.

Beef production had been higher than 2024 early this year, but it has dropped off sharply since late April. For the last five weeks, beef production was down 5.3% from last year. Record heavy carcass weights had fully offset the decrease in slaughter until four weeks ago when cattle slaughter dropped more sharply.

The Choice/Select spread narrowed from $12.58/cwt last week to $11.60/cwt this week, which compares to $11.32/cwt last year and $17.77/cwt in 2023.

Compared to last week, the Choice rib primal value adjusted 2% lower, but values moved higher for the other Choice beef primals: loin (+4%), chuck (+4%), flank (+4%), round (+3%), short plate (+3%), and brisket (+2%).

Prices for Choice trimmed heavy tenderloins were below year-ago levels for all of 2024, and in 2025, prices were below last year until April. This week, prices increased by 3% to an average of $14.22/lb., which was the third highest weekly value so far this year. Prices were up 3% from last year but down 2% from 2023. Prices typically peak in November/December for tenderloins, and last year, prices peaked for the year at $16.97/lb. in December.

Prices for Choice NY strip loins increased by 4% this week to an average of $11.15/lb., which was the highest since last June when prices peaked for the year at $11.35/lb. This week, prices were up 9% from last week and up 35% from 2023.

Prices for Choice boneless top butts have been trending consistently higher since the beginning of the year and have been at record highs in recent weeks (when excluding the few weeks in 2020 after the initial post-covid surge). This week, prices increased by 5% to an average of $6.53/lb., which was up 35% from last year and up 30% from 2023. Prices for top butts typically peak in May and June on grilling season demand, but last year prices peaked during the first week of July at $5.53/lb. – meaning this year's prices are already $1/lb. higher than last year's price peak. Top butt prices have been supported as users choose it as a value option as we are seeing higher prices across the entire beef complex.

50% beef trim prices increased by $0.03 from last week to an average of $1.24/lb. this week, which was the highest since last September. Prices were up 81% from last year but down 32% from 2023.

90% beef trim prices reached a record high of $3.82/lb. eight week ago and then trended slightly lower in April. Prices have trended higher over the last three weeks, and this week, prices edged up $0.02 from last week to an average of $3.80/lb.

Weekly estimated beef production was 496.9 million pounds, up 0.5% from last week but down 2.8% from last year. Year-to-date 2025 beef production was down 0.8% year-over-year.

Weekly estimated slaughter was 570,000 head, up 0.7% from last week and down 5.3% from last year. 2025 year-to-date cattle slaughter was down 4.3% year-over-year.

U.S. beef market trends

Cutout

Unit: Dollar/pound

$ 3.59 ^ $ 0.09

Previous week $3.50

Slaughter Number

Unit: Head

570,000 ^ 0.7 %

Previous week 566,000

Beef Production

Unit: Pound

496.9 million ^ 0.5 %

Previous week 494.3 million

Live Cattle

Unit: pound

$ 229.51 ^ $ 3.15

Previous week $226.36

Live weights averaged 1,430 lbs., down 2 lbs. from last week but up 36 lbs. from last year. Dressed weights averaged 874 lbs., down 1 lb. from last week but up 23 lbs. from last year.

Cash steer prices increased by 0.8% from the previous Friday and reached a record highs, and this week, steer prices again set new highs. On Friday, steer prices averaged $229.51/cwt, up $3.15/cwt or +1.4% from last Friday. Live cattle futures contracts traded at : June: $215.80 (+$3.57 from last Friday), August: $210.45 (+$3.70), and October: $208.10 (+$4.12).

From May 9 to 15, 2025, U.S. beef exports increased 9% from the previous week, to 14,828 tons, of which exports to China were zero.

Ton

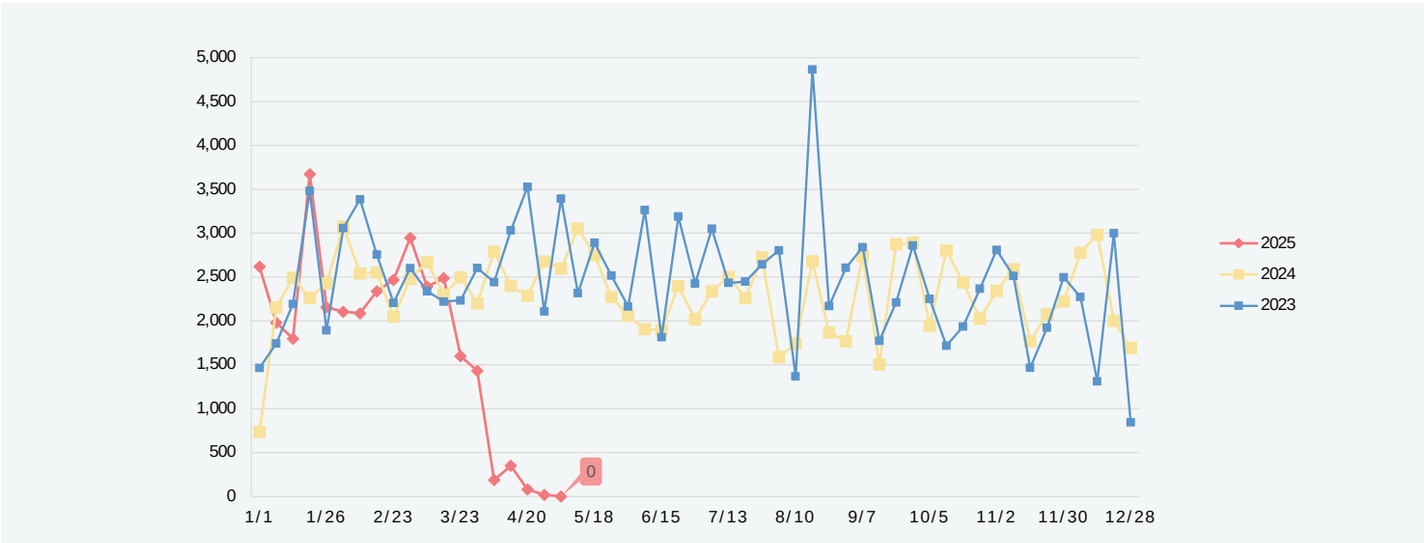

*Note: Update May 15, 2025./ *Exports from January 1 to May 15, 2025 totaled 32,765 tons

Beef Primal Values

Dollar/pound

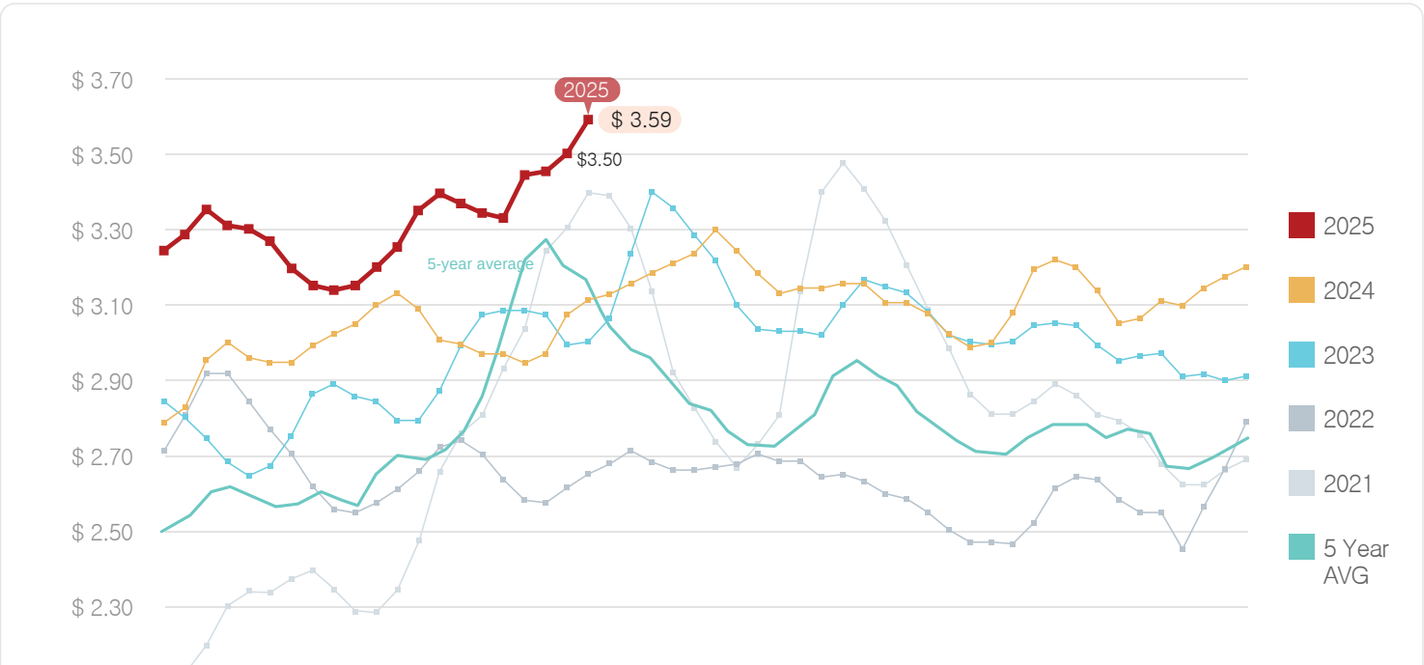



Beef Primal Values

Dollar/pound

Beef	Choice cutout	Select cutout	CHOICE							
			Rib	Chuck	Round	Loin	Brisket	Short Plate	Flank	50CL trim
5/26/2023	3.01	2.84	4.32	2.43	2.31	4.32	2.28	2.59	2.12	1.84
5/24/2024	3.12	3.00	4.69	2.55	2.52	4.39	2.51	2.15	1.55	0.69
5/23/2025	3.59	3.48	5.58	2.86	2.90	5.07	2.93	2.48	1.90	1.24
Compared to 2024	15%	16%	19%	12%	15%	15%	17%	15%	23%	81%
Compared to 2023	19%	23%	29%	18%	26%	17%	29%	−4%	−11%	−32%

Note: The above price is a wholesale price in the United States based on the primal and may differ from export prices

U.S. pork market trends

U.S. Pork Market Trend

The pork cutout trended higher for the second week this week and increased by 2.6% from last week as grilling season items gained seasonal momentum. The cutout averaged $1.01/lb. this week, the highest since mid-February. The cutout was up 1% from last year and up 22% from 2023.

Compared to last week, the belly primal value was down 1%, but values moved higher for the other pork primals: picnic (+6%), butt (+5%), rib (+4%), loin (+3%), and ham (+2.5%).

Prices for heavy bone-in hams increased by 6% from last week and were up 13% from two weeks ago on strong demand from Mexico. Prices averaged $0.97/lb. this week, the highest since December, and prices were up 17% from last year and up 26% from 2023.

As has been reported in recent weeks, spot boneless, boxed rollout ham prices have been volatile on thin trading volumes. The trading volume remains low but has rebounded somewhat for the last two weeks. 51,000 lbs. were reported in last week's report, and this week, reported volumes were 58,000 lbs. Prices traded in a range between $1.43 and $2.24/lb. this week, for a weighted average of $1.59/lb., which was 3% higher than last week. Prices were up 14% from last year but down 6% from 2023 as deli meat demand remains somewhat sluggish.

Prices for bone-in picnics have been trending higher over the past seven weeks, and this week, prices increased by 4% from last week to $1.05/lb., which was the highest since December. Prices were up 7% from last year and up 11% from 2023.

Weekly estimated pork production was 511.2 million lbs., down 1.8% from last week(*1, 520.4 million lbs.) but up 0.4% from last year. (*1, USDA revised last week production 522.4 million lbs.)

Weekly hog slaughter was estimated at 2.362 million head, down 1.6% from last week (*2, 2.4 million lbs.) and down 0.4% from last year.(*2, USDA revised last week slaughter 2.409 million heads)

Live weights averaged 291 lbs., steady with last week and up 2 lbs. from last year. Dressed weights averaged 217 lbs., steady with last week and up 2 lbs. from last year.

U.S. pork market trends

Cutout

Unit: Dollar/pound

$ 1.01 ^ $ 0.03

Previous week $0.98

Slaughter Number

Unit: Head

2.362million ˅ 1.6 %

Previous week 2.400million

Pork Production

Unit: Pound

511.2million ˅ 1.8 %

Previous week 520.4million

Cash hog prices averaged down 6.7% from the previous Friday, but this Friday, prices rebounded and were up 7.7% or +$6.76/cwt from last Friday at an average of $94.86/cwt. Live hog futures contract traded at: June: $98.30 (-$2.03 from last Friday), July: $101.55 (-$2.63), and August: $101.28 (-$2.35), and October: $86.10.

From May 9 to 15, 2025, U.S. pork exports increased 8% from the previous week, to 28,547 tons. The exports to China increased to 200 tons.

Live Hog

Unit: Dollar/100 pound

$ 94.86 ^ $ 6.76

Previous week $88.10

#1 USDA revised last week production 522.4 million lbs

#2 USDA revised last week slaughter 2.409 million heads

Ton

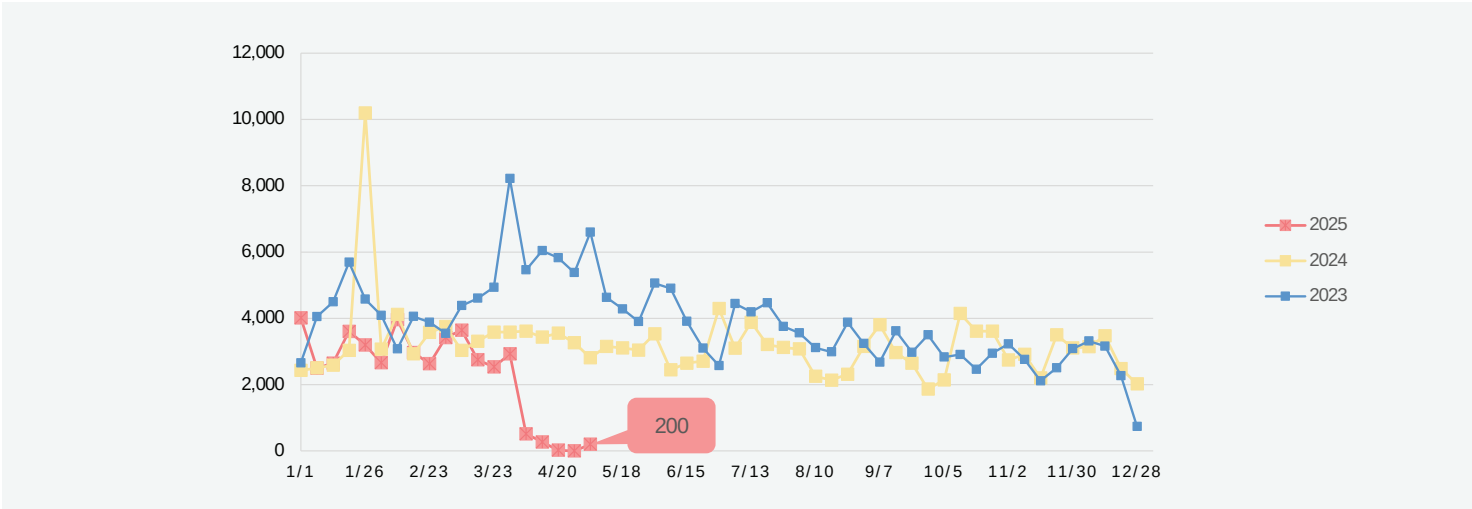

*Note: Update May 15, 2025./ *Exports from January 1 to May 15, 2025 totaled 44,830tons

Pork Cutout Weekly Price

Dollar/pound

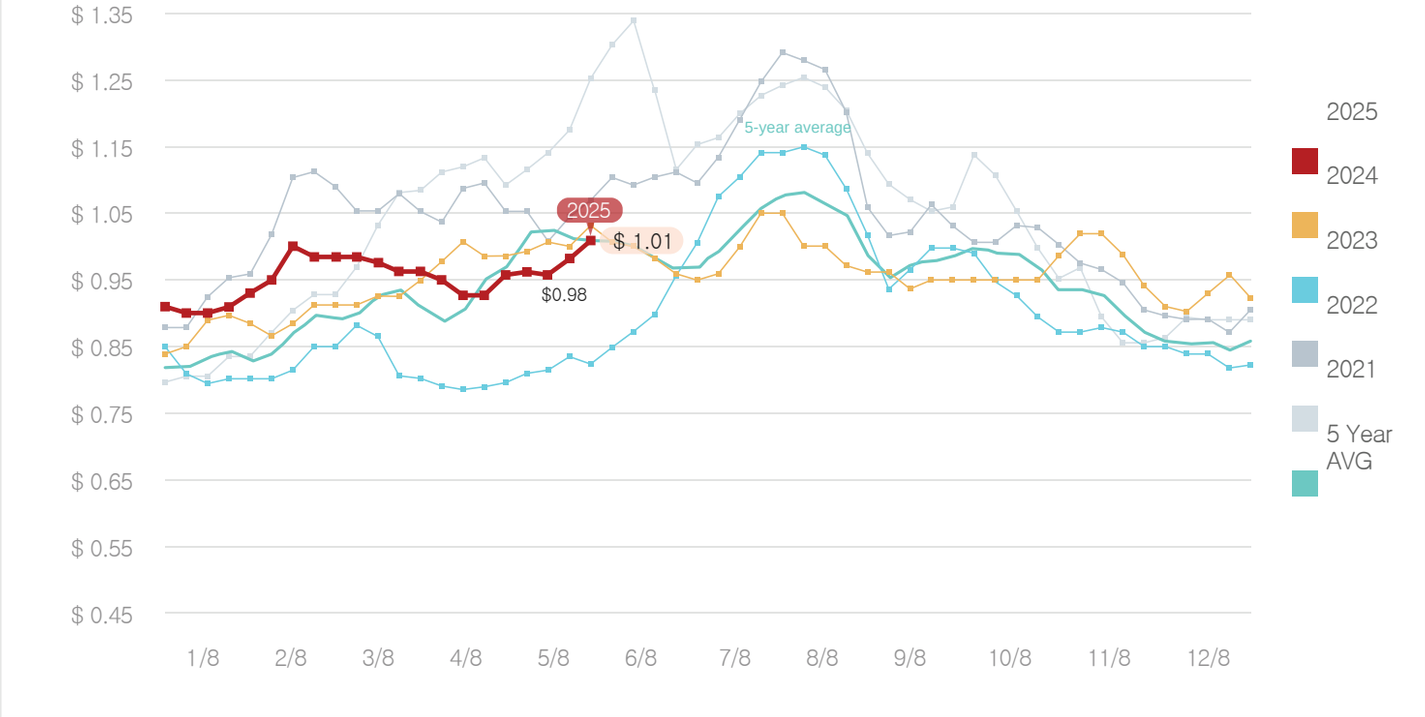

Pork Primal Values

Dollar/pound

Pork	Cutout	Loin	Butt	Picnic	Rib	Ham	Belly
5/26/2023	0.83	0.85	1.26	0.68	1.17	0.77	0.77
5/24/2024	1.00	1.01	1.30	0.76	1.75	0.81	1.27
5/23/2025	1.01	0.91	1.28	0.76	1.59	0.91	1.44
Compared to 2024	1%	−10%	−3%	0%	−9%	12%	13%
Compared to 2023	22%	7%	2%	12%	36%	19%	86%

Note: The above price is a wholesale price in the United States based on the Big rib(primal) and may differ from export prices.

USDA Status Report

USDA Release New Reports

Last week, the U.S. Department of Agriculture (USDA) released its Livestock Slaughter report as of April 30 and Cattle on Feed report as of May 1.

In April 2025, which had the same number of production days as April 2024, U.S. beef production totaled 2.24 billion pounds, a 3% decrease from the previous year. The monthly cattle slaughter was 2.57 million head, down 6% year-over-year, while the average live weight increased by 36 pounds, reaching 1,431 pounds.

During the same period, pork production was 2.34 billion pounds, up 1% from a year earlier. Monthly hog slaughter totaled 10.8 million head, also up 1%, and the average live weight rose by 1 pound to 291 pounds.

As of May 1, the number of cattle on feed in U.S. feedlots with a capacity of 1,000 head or more stood at 11.4 million head, a 1.5% decrease from the previous year. Placements in April were 1.61 million head, down 3%, while marketings totaled 1.83 million head, down 2.5% compared to the previous year.

U.S. Cattle on Feed Inventory

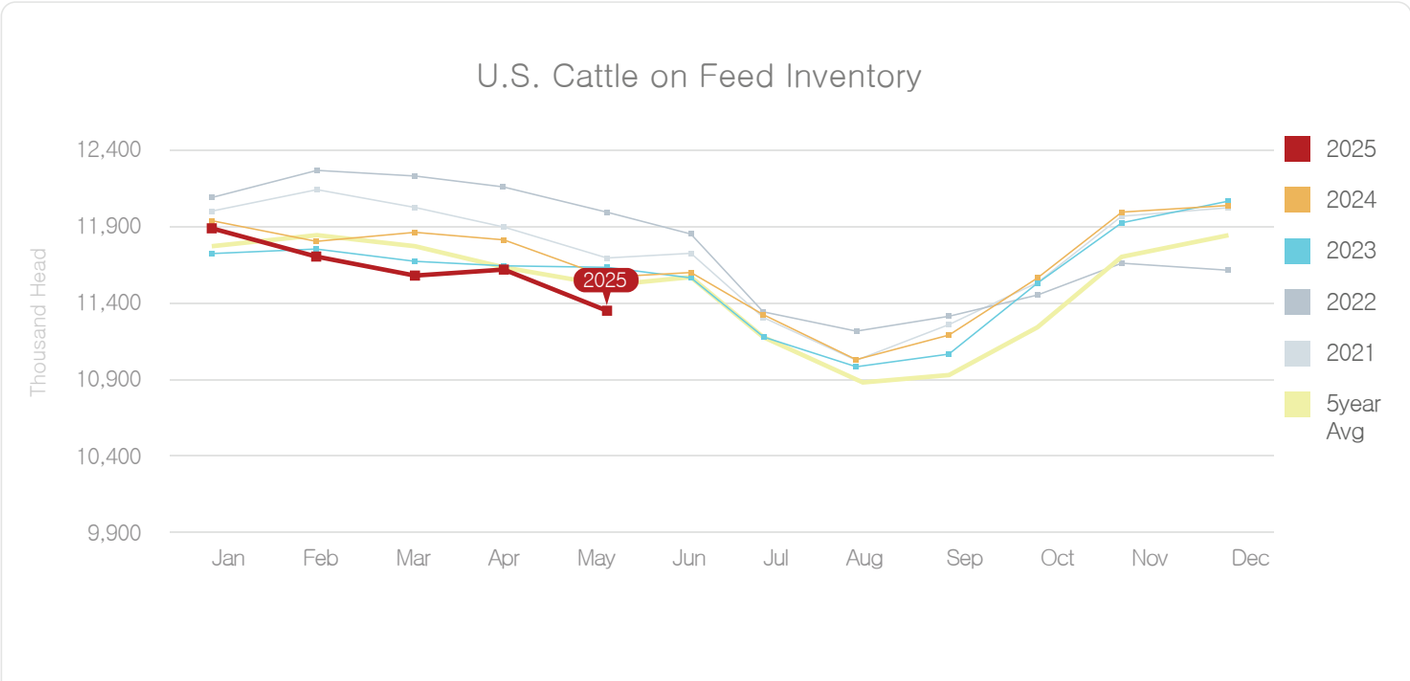

U.S. Beef Wholesale Prices (USDA CHOICE GRADE)

Unit : US $/kg, FOB Plant

Please note that the price information below is the average wholesale price for distribution in the U.S. as announced by the U.S. Department of Agriculture (USDA) and may differ from export prices.

IMPS # Item	4/26	April Average	5/3	5/10	5/17	5/24
112A Ribeye Roll, boneless, light	28.92	29.36	28.58	28.77	28.79	29.52
114 Shoulder clod	6.81	6.99	6.88	7.23	7.42	7.61
116A Chuck Roll neck-off	7.98	8.14	8.33	8.27	8.51	8.98
120 Brisket, boneless	8.22	8.08	8.47	8.69	8.97	8.98
123A Short Rib	14.26	14.00	14.26	13.99	14.54	14.79
160 Round, bone-in	8.90	9.35	8.77	-	8.92	9.62
167A Knuckle, peeled	8.01	8.39	8.08	8.37	8.27	8.47
168 Top Inside Round	7.80	7.91	8.13	8.05	7.99	8.33
170 Gooseneck Round 18-33	7.17	7.06	6.61	7.34	7.27	7.31
180 Strip Loin, boneless. 1x1	23.21	23.36	23.59	22.87	23.49	24.55
184 Loin, top butt, boneless	12.72	12.46	13.53	13.65	13.74	14.37
189A Tenderloin trimmed heavy	30.31	31.05	30.42	29.35	30.33	31.28
193 Flank Steak	14.61	14.25	15.37	15.57	16.31	17.09
Primal cut, Rib	12.26	12.67	12.65	12.60	12.47	12.29
Primal cut, Arm Chuck	5.68	5.72	5.90	5.92	6.06	6.28
Primal cut, Round	5.95	6.02	6.11	6.19	6.21	6.38
Primal cut, Loin	10.15	10.08	10.52	10.49	10.70	11.15

Beef Chuck Roll

$/Kg

123A Short Rib

$/Kg

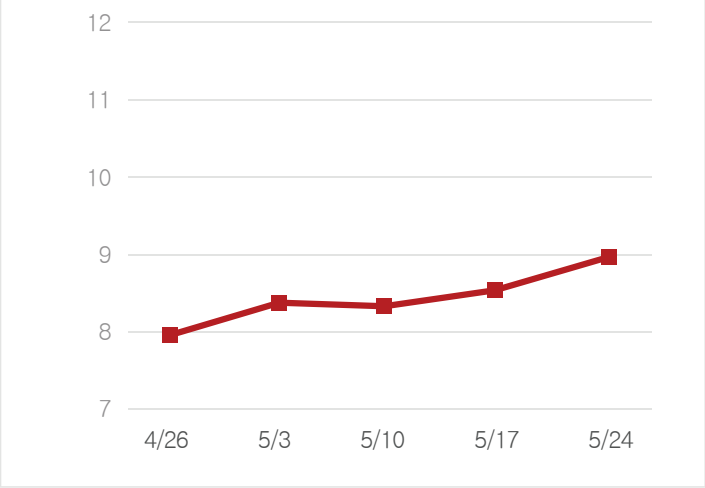

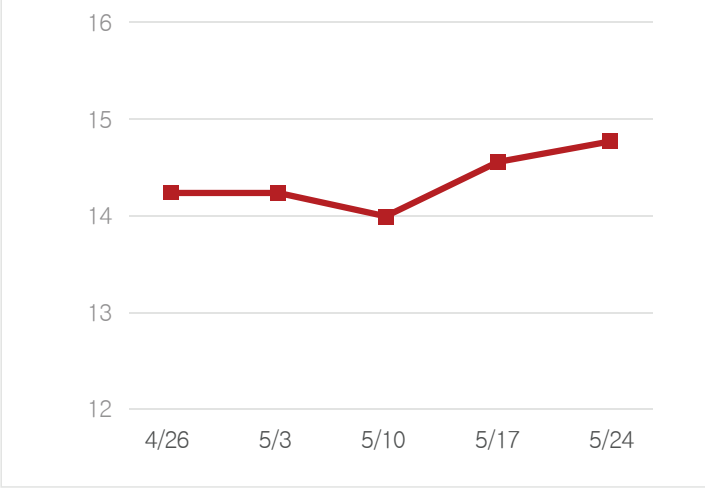

U.S. Pork Wholesale Prices

Unit: US $/kg, FOB Plant

Please note that the price information below is the average wholesale price for distribution in the U.S. as announced by the U.S. Department of Agriculture (USDA) and may differ from export prices.

BPN # Item	Similar IMPS#	4/26	April Average	5/3	5/10	5/17	5/24
U40 Loin, trim	410	2.11	2.12	2.17	2.14	2.19	2.26
U41 Tenderloin, 1.25 down	415	3.63	3.67	3.81	3.85	4.04	4.11
U50 Picnic, smkr trm combo	405	1.97	1.85	1.92	1.94	2.00	2.14
U42 Boston butt trim	406	2.68	2.71	2.70	2.78	3.12	3.28
U44 Sparerib. 25#/dn-lgt	416	3.56	3.67	3.76	3.87	3.67	3.86
U46 Ham, bone in trimmed	401	1.98	2.07	2.01	2.07	2.18	2.25
U48 Belly, skin-on, fresh	408	3.71	3.68	4.05	4.17	4.13	4.03
U54 Front Feet, Toes on	420	1.02	1.43	1.04	0.96	1.07	1.57
U51 Neck Bones	421	0.69	0.75	0.73	0.66	0.72	0.77
Cheek Meat, trimmed	N/A	2.30	2.29	2.30	2.34	2.34	2.30
Al Backribs 2.0#/up 1 pc Vac, FZN	422	6.36	6.13	6.36	6.41	6.08	–

CARCASS PRICE

Unit: US $/kg, FOB Plant

	4/26	April Average	5/3	5/10	5/17	5/24
Beef Carcass	705.23	706.07	727.34	735.26	747.32	760.56
Pork Carcass	211.27	207.51	213.69	211.31	215.82	221.50

Beef Carcass

$/100Kg

Pork Carcass

$/100Kg

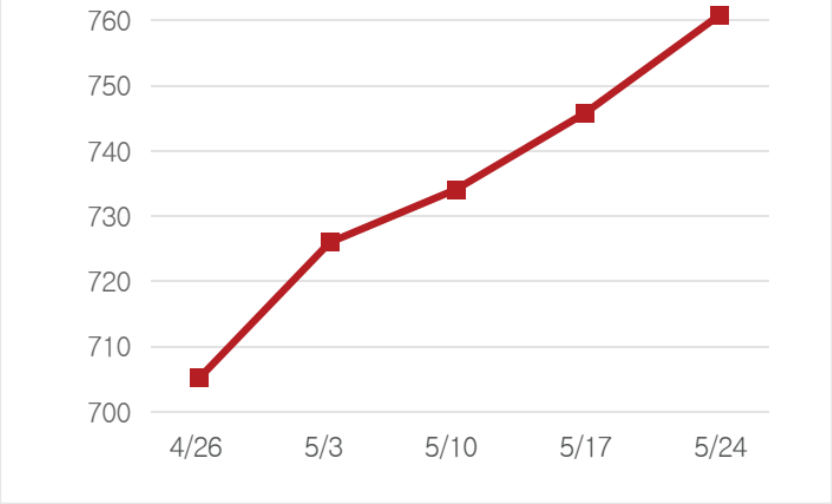

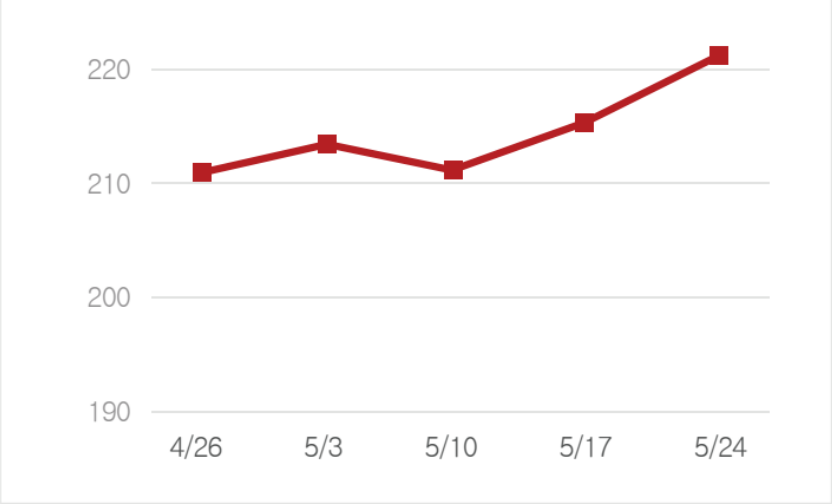

Souce: USDA/FAS

Unauthorized extraction and publication of all articles on MEF NEWSLINE is prohibited.
Please be sure to obtain permission in advance if necessary.

U.S. Meat Export Federation

U.S. Meat Export Federation, Beijing Representative Office
Suite 303, 3rd Floor, Guangming Hotel Office Bldg., No.42 Liangmaqiao Road, Chaoyang District, Beijing 100125, China
Tel: +86 10 8441 8455