美国牛肉市场动向

本周概览指标中美国牛肉市场呈现分化趋势。一方面，价格方面，波动明显，主要市场牛腹肉上涨了6%，而Choice级牛肉则上涨了1%，而产量方面则呈现大幅下滑的趋势，Choice级牛肉产量下降了1%，而Select级牛肉产量则下降了3%。因此，美国牛肉市场目前呈现出了复杂的趋势，一方面，供应端的紧张可能会推动价格上涨，但另一方面，需求端的疲软则可能会抑制价格的进一步上涨。

概览指标中还提到了美国牛肉出口情况，与上周相比，销量，出口量，出口价值均有所下降，这反映了国际市场对美国牛肉的需求可能有所减弱。

值得注意的是，尽管牛腹肉价格上涨了6%，美国牛肉出口量（-1%）和出口价值（-2%）均有所下降，这表明国际市场对美国牛肉的需求可能有所减弱。

此外，虽然牛腹肉价格上涨了6%，但其产量却下降了3%，这表明供应端的紧张可能会对价格产生一定的支撑作用。

综合来看，美国牛肉市场目前呈现出一定的复杂性，一方面，供应端的紧张可能会对价格产生一定的支撑作用，但另一方面，需求端的疲软则可能会抑制价格的进一步上涨。因此，未来牛肉市场的走势将取决于供应端和需求端的综合影响。

综合指标

指标	数值	变化	单位
牛腹肉	$3.50	↑ 6%	美元/磅
牛腹肉产量	56.67	↓ 3%	百万磅
牛肉产量	4,943.亿	↑ 1%	磅
牛腹肉出口量	1,226.36	↓ 1%	吨
牛腹肉出口价值	$ 1,87	↓ 2%	美元/公斤

牛腹肉

$3.50 ↑ 6%

美元/磅

牛腹肉产量

56.67 ↓ 3%

百万磅

牛肉产量

4,943亿 ↑ 1%

磅

牛腹肉出口量

1,226.36 ↓ 1%

吨

牛腹肉出口价值

$ 1,87 ↓ 2%

美元/公斤

牛腹肉

$3.50 ↑ 6%

美元/磅

牛腹肉产量

56.67 ↓ 3%

百万磅

牛肉产量

4,943亿 ↑ 1%

磅

牛腹肉出口量

1,226.36 ↓ 1%

吨

牛腹肉出口价值

$ 1,87 ↓ 2%

美元/公斤

牛腹肉指数在上周上涨了6%，达到了$3.50美元/磅。这一上涨主要受到牛腹肉产量下降的影响，产量下降了3%，达到了56.67百万磅。这表明供应端的紧张可能会对价格产生一定的支撑作用。

牛肉产量方面，Choice级牛肉产量上涨了1%，达到了4,943亿磅，而Select级牛肉产量则下降了3%。这表明Choice级牛肉的需求相对较为稳定，而Select级牛肉的需求则可能受到一定的压力。

牛腹肉出口量方面，上周出口量为1,226.36吨，较前一周下降了1%。出口价值方面，上周出口价值为$1,87美元/公斤，较前一周下降了2%。这表明国际市场对美国牛腹肉的需求可能有所减弱。

牛腹肉出口量方面，上周出口量为1,226.36吨，较前一周下降了1%。出口价值方面，上周出口价值为$1,87美元/公斤，较前一周下降了2%。这表明国际市场对美国牛腹肉的需求可能有所减弱。

综合来看，牛腹肉指数上涨了6%，达到了$3.50美元/磅，而牛腹肉产量则下降了3%，达到了56.67百万磅。这表明供应端的紧张可能会对价格产生一定的支撑作用。牛肉产量方面，Choice级牛肉产量上涨了1%，达到了4,943亿磅，而Select级牛肉产量则下降了3%。这表明Choice级牛肉的需求相对较为稳定，而Select级牛肉的需求则可能受到一定的压力。牛腹肉出口量方面，上周出口量为1,226.36吨，较前一周下降了1%。出口价值方面，上周出口价值为$1,87美元/公斤，较前一周下降了2%。这表明国际市场对美国牛腹肉的需求可能有所减弱。

美国对中国周度牛肉出口量

%

周度牛腹体结合价

美元/磅

牛肉相关分割品价格

美元/磅

Beef	Choice Select		Rib	Chuck	Round	Loin	Brisket	Short Plate	Flank	SOL trim
5/19/2023	3.00	2.84	4.34	2.30	2.26	4.32	2.31	2.61	1.89	
5/17/2024	3.07	2.54	4.58	2.50	2.50	4.31	2.51	2.18	1.56	0.79
5/16/2025	3.50	3.37	5.67	2.75	2.82	4.66	2.87	2.41	1.82	1.21
与去年相比	14%	15%	24%	10%	13%	13%	14%	10%	18%	54%
与5年平均比	17%	10%	21%	15%	25%	12%	24%	-10%	-14%	-36%

注：上述价格为按每日调品价格，且是美国国内的批发价格，因此与出口价格存在差异

美国猪肉市场动向

猪体结合价

$ 0.98 ↑ $ 0.02

美元/公斤 涨/跌

猪半胴体

240.97亿 ↑ 1.1%

磅 涨/跌

猪肉产量

5,224亿 ↑ 1.2%

磅 涨/跌

生猪价格

$ 88.10 ↓ $ 6.37

美元/公斤 涨/跌

猪体结合价在本周上升了$0.02，达到了$0.98美元/公斤。这可以视为供应和需求基本平衡的表现，因为价格的上升幅度不大，表明市场对猪肉的需求保持稳定。

猪肉产量方面，本周产量为5,224亿磅，较上周增加了1.2%。这一增长表明供应端的紧张程度有所缓解，可能会对价格产生一定的压力。

猪半胴体重方面，本周为240.97亿磅，较上周增加了1.1%。这一增长表明生猪的屠宰量有所增加，可能会对猪肉产量产生一定的影响。

生猪价格方面，本周为$88.10美元/公斤，较上周下降了$6.37。这一下降表明市场对生猪的需求有所减弱，可能会对猪肉产量产生一定的影响。

综合来看，本周猪肉市场呈现出一定的复杂性。一方面，供应端的紧张程度有所缓解，可能会对价格产生一定的压力。另一方面，需求端的疲软则可能会抑制价格的进一步上涨。因此，未来猪肉市场的走势将取决于供应端和需求端的综合影响。

美国对中国周度猪肉出口量

%

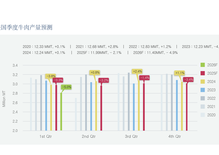

周度猪腹体结合价

美元/磅

猪肉相关分割品价格

美元/磅

Pork	Cutout	Loin	Butt	Picnic	Rib	Ham	Belly
5/19/2023	0.84	0.83	1.23	0.66	1.16	0.85	0.79
5/17/2024	1.02	1.02	1.32	0.76	1.76	0.85	1.25
5/16/2025	0.98	0.88	1.22	0.72	1.53	0.89	1.46
与去年相比	-3%	-14%	-7%	-5%	-13%	5%	16%
与5年平均比	17%	6%	-1%	8%	32%	5%	82%

注：上述价格为按每日调品价格，且是美国国内的批发价格，因此与出口价格存在差异

美国猪肉和牛肉产量预报

USDA FAS

上周，美国农业部（USDA）发布了最新的《世界农业供需预测》（WASDE）报告。

报告预测，2025年美国牛肉产量将达26.07亿磅，较上周下降。这一下调主要反映近期屠宰量表现不及预期，部分反映出市场对于高强度屠宰量可持续性的谨慎态度。

尽管如此，2025年美国牛肉产量仍将达到26.07亿磅，较上周下降。这一下调主要反映近期屠宰量表现不及预期，部分反映出市场对于高强度屠宰量可持续性的谨慎态度。

在未来的展望中，美国农业部预计牛肉产量将呈现一定的波动。2025年第二季度，牛肉产量预计将达到6.45亿磅，较上周下降。这一下调主要反映屠宰量表现不及预期，部分反映出市场对于高强度屠宰量可持续性的谨慎态度。2025年第三季度，牛肉产量预计将达到6.75亿磅，较上周下降。这一下调主要反映屠宰量表现不及预期，部分反映出市场对于高强度屠宰量可持续性的谨慎态度。2025年第四季度，牛肉产量预计将达到6.85亿磅，较上周下降。这一下调主要反映屠宰量表现不及预期，部分反映出市场对于高强度屠宰量可持续性的谨慎态度。

总体来说，2025年美国牛肉产量预计将呈现一定的波动。尽管2025年第二季度牛肉产量预计将达到6.45亿磅，较上周下降。这一下调主要反映屠宰量表现不及预期，部分反映出市场对于高强度屠宰量可持续性的谨慎态度。2025年第三季度牛肉产量预计将达到6.75亿磅，较上周下降。这一下调主要反映屠宰量表现不及预期，部分反映出市场对于高强度屠宰量可持续性的谨慎态度。2025年第四季度牛肉产量预计将达到6.85亿磅，较上周下降。这一下调主要反映屠宰量表现不及预期，部分反映出市场对于高强度屠宰量可持续性的谨慎态度。

美国季度牛肉产量预测

2025：12.23亿MT, +0.1% | 2021：12.68亿MT, +2.8% | 2022：12.63亿MT, +1.2% | 2023：12.23亿MT, -4.7%
2024：12.24亿MT, +0.1% | 2020*：12.66亿MT, -2.1% | 2026*：12.45亿MT, -1.8%

美国季度猪肉产量预测

2025：+2.4% 12.84亿MT | 2021：-2.3% 12.55亿MT | 2022：-2.3% 12.25亿MT | 2023：+1.1% 12.38亿MT
2024：+1.9% 12.60亿MT | 2020*：+2.7% 12.76亿MT | 2026*：+1.2% 12.67亿MT

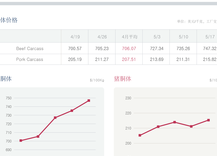

美国牛肉批发价格(美国农业部精选肉)

单位：美元/千克，1广元等于

以下所有报价是美国国内批发价格(USDA)，与出口价格存在差异，因此与出口价格存在差异。价格变动，不保证出口价格与以下价格有关系。

BPR ★ 广元	4/28	4/26	4日平均	5/3	5/10	5/17
112A Ribeye Roll, boneless, light	29.86	28.92	29.36	28.58	28.77	28.79
114 Shoulder clod	6.79	6.81	6.59	6.88	7.23	7.42
116A Chuck Roll neck-off	7.09	7.08	6.14	8.33	8.27	8.53
120 Brisket, boneless	7.96	8.22	8.08	8.47	8.69	8.97
123A Short Rib	13.98	14.28	14.00	14.26	13.90	14.54
180 Round, bone-in	8.56	8.90	8.35	8.77	—	8.92
167A Knuckle, peeled	8.06	8.61	8.39	8.08	8.37	8.27
168 Top inside Round	7.65	7.80	7.81	8.13	8.05	7.95
170 Gooseneck Round 18-13	6.73	7.17	7.06	6.61	7.34	7.27
180 Strip Loin, boneless, 1x1	23.00	23.21	23.36	23.59	22.67	23.49
184 Loin, top butt, boneless	12.53	12.72	12.46	13.53	13.65	13.74
185A Tenderloin trimmed heavy	30.46	30.31	31.05	30.42	29.35	30.33
192 Flank Steak	14.25	14.61	14.25	15.37	15.57	16.31
Primal cut, Rib	12.78	12.26	12.67	12.65	12.60	12.47
Primal cut, Chuck	5.63	5.68	5.72	5.90	5.92	6.06
Primal cut, Round	5.91	5.95	6.02	6.11	6.19	6.21
Primal cut, Loin	10.06	10.15	10.08	10.52	10.49	10.70

牛上脑

$/kg

123A 带小肋(带骨)

$/kg

美国猪肉批发价格

单位：美元/千克，1广元等于

以下所有报价是美国国内批发价格(USDA)，与出口价格存在差异，因此与出口价格存在差异。价格变动，不保证出口价格与以下价格有关系。

BPR ★ 广元	出口 BPT★	4/19	4/26	4日平均	5/3	5/10	5/17
140 Loin, trim	415	2.11	2.11	2.12	2.17	2.14	2.18
141 Tenderloin, 1.25 oz+	415	3.81	3.63	3.67	3.81	3.85	4.04
150 Picnic, smkd trim combo	405	1.83	1.87	1.85	1.92	1.94	2.00
142 Butcher butt trim	406	2.70	2.68	2.71	2.76	2.78	3.12
144 Spareribs, 2SA (dr+lg)	416	3.86	3.56	3.67	3.76	3.87	3.67
148 Ham, bone in trimmed	401	2.96	1.98	2.67	2.51	2.67	2.18
148 Belly, skin-on, fresh	408	3.92	3.71	3.68	4.05	4.17	4.13
156 Front Feet, Toes on	420	1.22	1.22	1.43	1.04	0.96	1.07
157 Neck Bones	421	0.63	0.69	0.75	0.71	0.66	0.72
Cheek Meat, trimmed	N/A	2.31	2.30	2.29	2.30	2.34	2.34
At Sacrifice 2.04 kg/1 pc loc, FOH	422	6.15	6.36	6.13	6.36	6.41	6.08

制体价格

单位：美元/千克，1广元等于

	4/19	4/26	4日平均	5/3	5/10	5/17
Beef Carcass	766.57	795.23	796.67	727.34	725.26	747.32
Pork Carcass	205.19	211.27	207.51	213.69	211.31	215.82

牛制体

$/100kg

猪制体

$/100kg

本表：USDA FAS

禁止转载或使用本报纸内容CHIEF NEWSLINE 上的所有文章，必要时请一定要与我们联系。

本报所有新闻报道内容及观点仅代表作者本人的观点，并不代表美国肉类出口协会的观点或立场。
我们不为任何投资、经营或决策的后果负责任或担保。CHIEF NEWSLINE"的信息来源于我们认为可靠的渠道。

MEF NEWSLINE
www.usmef.org.cn

Issued by U.S. Meat Export Federation,
Beijing Representative Office
Suite 303, 3rd Floor, Guangming Hotel Office Bldg., No.2 Jianguomen Road, Chaoyang District, Beijing
Tel: +86 (10) 8441 8400

Issue 2025_05_22 | VOL. 34

U.S. Beef Market Trends

The Choice beef cutout increased by 2.1% from last week to a record $3.58/lb. this week. The Choice cutout was up 1.9% from the year ago. In the U.S. beef supply chain, ample supplies of beef keep the retail level in flat weeks this week, but production remained lower than last year. For the last four weeks, production was down 4.8% from the year ago. Cattle slaughter was down 1.3% from last week, with a decrease in regular and other weeks again while cattle slaughter dropped more through. Over the last four weeks, cattle slaughter was down 0.4% from last year.

The Choice/Select spread narrowed from $11.72/cwt last week to $12.09/cwt this week, which was down from $20.21/cwt last year and down from $23.80/cwt a year ago.

Compared to last week, value increased for the Choice limited (+4%), flank (+4%), chuck (+2%), ribeye (+2%), and short plate (+1%) primals. The Choice round primal value was steady, and the Chuck tender primal value decreased (-1%).

Prices for Choice decline 40 boneless beef primals have been trending seasonally higher in recent weeks, and this week, prices increased by 3% from last week to record $4.39/lb., which was the highest since January 2022. Prices were up 12% from last year and up 22% from 2021. Prices typically peak for the year in May or strong demand for grilling season, but last year, prices peaked for the year at $5.00/lb. in early July.

Record high prices and more limited supplies of domestic lean beef trim continue to support prices for other lean beef items in the chuck and round primals, as well as imported lean beef trim items. Prices for Choice chuck shoulder clod trimmings tripled higher for the fourth week this week and were more than double year-ago levels. Prices also reached the highest on record, more than double year-ago levels, for the round and sirloin, and 2-7% from last week.

50% lean trim prices decreased by 10% from last week to an average of $1.21/lb. this week, which was the highest to six weeks. Prices were up 50% from last year but was down 30% from 2021.

90% lean trim prices reached a record high of $3.60/lb. six weeks ago and then trended slightly lower in April. Prices have trended higher over the last two weeks, and this week, prices edged up 0.8% from last week to an average of $2.78/lb.

Weekly estimated beef production was 494.3 million pounds, up 1.3% from last week but down 2.5% from last year. Year-to-date 2025 beef production was down 5.7% year-over-year.

Weekly estimated slaughter was 560,000 head, up 1.3% from last week and down 5.2% from last year. 2025 year-to-date cattle slaughter was down 4.3% year-over-year.

Live weights averaged 1,415 lbs., down 5 lbs. from last week but up 18 lbs. from last year. Dressed weights averaged 874 lbs., down 2 lbs. from last week but up 24 lbs. from last year.

Cash steer prices increased by 1.9% from last week to the previous Friday and reached a record high. On average steers averaged $235.36/cwt, up $4.37/cwt or 11.6% from last Friday. Cash steer prices have trended to a more higher early in the week before trading lower through the second half of the week. Cash steer 3-D USDA Select sales averaged $235.71, $236.93, and October $243.00 LW (CT).

From May 2 to May 9, 2025, U.S. beef exports decreased 15% year-to-date (YTD) to 1,040 tons, of which exports to China were down 14% YTD.

Cutout

$ 3.50 ^ $ 0.04
Previous week $3.46 Unit: $/lb/cwt

Slaughter Number

566,000 ^ 1.3 %
Previous week 559,000 Unit: head

Beef Production

494.3 million ^ 1.3 %
Previous week 488.3million Unit: Pound

Live Cattle

$ 226.36 ^ $ 1.87
Previous week$224.49 Unit: $/cwt

U.S. Weekly Beef Export to China

Ton

Note: Update May 9, 2025, *Reports from January 1 to May 9, 2025 tested 32,705 tons

Beef Primal Values

Dollar/pound

Beef Primal Values

Dollar/pound

Beef	Choice Cutout	Select Cutout	Rib	Chuck	Round	Loin	Brisket	Short Plate	Flank	SOL trim
5/19/2025	3.00	2.84	4.34	2.30	2.26	4.32	2.31	2.66	2.11	1.89
5/11/2025	3.07	2.84	4.58	2.50	2.50	4.31	2.31	2.68	1.56	0.79
5/16/2025	3.50	3.37	5.67	2.75	2.82	4.86	2.87	2.41	1.82	1.21
Compared to year ago	14%	15%	24%	19%	12%	13%	14%	10%	18%	54%
Compared to 2021	17%	19%	31%	15%	25%	12%	24%	-10%	-14%	-36%

Note: The above price is a wholesale price in the United States based on the primal and may differ from export prices.

U.S. Pork Market Trend

Cutout

$ 0.98 ^ $ 0.02
Previous week $0.96 Unit: $/pound

Slaughter Number

2,409/hour ^ 1.1 %
Previous week 2,383/hour Unit: head

Pork Production

522.4 million ^ 1.2 %
Previous week 516.1million Unit: Pound

Live Hog

$ 88.10 ^ $ 6.37
Previous week $81.41 Unit: Dollar/100 pound

The pork cutout increased by 2.3% this week to an average of $0.98/lb., which was the highest since mid-February. The cutout was down 3% from last year but up 17% from 2023.

Compared to last week, the belly primal value decreased by 2%, but values moved higher for the other primals: butt (+6%), ribs (+5%), loin (+3%), picnic (+1%), and ham (+1%).

Prices for heavy loins or hams increased by 7% this week to $3.82/lb., which was the highest since mid-March. Prices were up 25% from last year and up 2% from 2023.

As has been reported in recent weeks, spot tenderloin, boneless loins/ribeye prices have been volatile on the trading volumes. The trading volume was minimal at 22,000 lbs. in last week's report, and this week, reported volumes remained low at 52,000 lbs. Prices traded in a range between $5.42 and $6.00/lb. Prices averaged an average of $5.71/lb., which was 3% lower than last week. Prices were up 2% from last year but down 6% from 2023.

Price for both loin and hams portions tends typically trend higher on seasonal demand from mid-April into June. But this year, the seasonal uptrend in prices was delayed as prices did not start to gain ways toward increment until the week ended April 26. Compared to the beginning of April, by 17to week, prices for ribeyes jumped to both trimmed loins or bulls increased by 12% from last week to $3.48/lb., but remained 8% from last year and steady with 2023. Price for ribeyes peaked to each trimmed tenderloin bulls increased by 9% this week to $3.42/lb., down 9% from last year and down 2% from 2023.

Weekly estimated pork production was 522.4 million lbs., down 1.2% from last week but up 0.8% from last year.

Live weights averaged 291 lbs., steady with last week and up 2 lbs. from last year. Dressed weights averaged 217 lbs., steady with last week and up 2 lbs. from last year.

Cash hog prices increased by 7.3% from the previous Friday, but the Friday cash hog prices were down 6.7% or $6.37/cwt from last Friday at an average of $88.10/cwt.

The further out from Hog futures contracts traded at the highest level since mid-February on Friday May 9th) (LEGJ25 (June) $94.75/cwt, LEGM25 (Feb) $100.07/cwt, Hog futures (HE25 (Feb) and August (HEQ25) $93.05/cwt.

From May 2 to May 9, 2025, U.S. pork exports increased 3% from the previous week, to 20,460 tons. No exports were reported to China during the reporting period.

U.S. Weekly Pork Export to China

Ton

Note: Update May 9, 2025, *Reports from January 1 to May 9, 2025 totaled 44,630tons

Pork Cutout Weekly Price

Dollar/pound

Pork Primal Values

Pork	Cutout	Loin	Butt	Picnic	Rib	Ham	Belly
5/19/2023	0.84	0.83	1.23	0.66	1.16	0.85	0.79
5/11/2024	1.01	1.02	1.32	0.76	1.76	0.85	1.25
5/16/2025	0.98	1.22	1.22	0.72	1.53	0.89	1.46
Compared to year ago	-3%	14%	-7%	-5%	-13%	5%	16%
Compared to 2021	17%	6%	-1%	9%	32%	5%	82%

Note: The above price is a wholesale price in the United States based on the 8kg-shipment, and may differ from export prices.

Outlook for U.S. Pork and Beef Production

Last week, the U.S. Department of Agriculture (USDA) released its latest World Agricultural Supply and Demand Estimates (WASDE) report.

In this report, US beef production in 2025 is forecast to decrease by 2.2% compared to 2024 to 32.99 million tons, with the previous month's report revised down slightly from last month's report. Production of Mexican origin cattle is likely to have fewer months available for slaughter in 2025 as exports are forecast to be 20% year-on-year, reflecting Chinese buyer restrictions.

USDA again lowered its 2025 pork production forecast lower in this month's report, and USDA now expects a slight increase of 0.7% in 2025 to 12.76 million mt, which would be slightly below the 2020 record production level of 12.84 million mt. Until the March report, pork imports were projected to be a record high in 2025, but later reports revised the forecast downward to reflect China's retaliatory tariffs. The report forecasted a slight upward adjustment in JPQ compared to the previous month's report, but it is still expected to decline by 0.8% year-on-year.

U.S. Quarterly Beef Production Forecast

Unit: US Ibs. FOB Plant

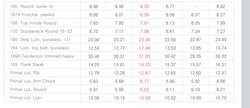

U.S. Quarterly Pork Production Forecast

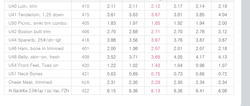

U.S. Beef Wholesale Prices (USDA CHOICE GRADE)

Unit: US Ibs. FOB Plant

Please note that the price information below is the average wholesale price for distribution in the U.S. as announced by the U.S. Department of Agriculture (USDA) and may differ from export prices.

1970_8 Item	4/18	4/26	April Average	5/3	5/10	5/17
112A Ribeye Roll, boneless, light	20.80	28.92	29.36	28.58	28.77	28.79
114 Shoulder clod	6.79	6.81	6.59	6.88	7.23	7.42
116A Chuck Roll neck-off	7.99	7.98	8.14	8.33	8.27	8.51
120 Brisket, boneless	7.96	8.22	8.08	8.47	8.69	8.97
123A Short Rib	13.68	14.26	14.00	14.26	13.90	14.54
180 Round, bone-in	8.56	8.90	8.35	8.77	8.77	8.92
167A Knuckle, peeled	8.06	8.61	8.39	8.08	8.37	8.27
168 Top inside round	7.65	7.80	7.91	8.13	8.05	7.95
170 Gooseneck Round 18-33	6.73	7.17	7.06	6.61	7.34	7.27
180 Strip Loin, boneless, 1x1	23.00	23.21	23.36	23.59	22.67	23.49
184 Loin, top butt, boneless	12.53	12.72	12.46	13.53	13.65	13.74
185A Tenderloin trimmed heavy	30.46	30.31	31.05	30.42	29.35	30.33
192 Flank Steak	14.25	14.61	14.25	15.37	15.57	16.31
Primal cut, Rib	12.78	12.26	12.67	12.65	12.60	12.47
Primal cut, Chuck	5.63	5.68	5.72	5.90	5.92	6.08
Primal cut, Round	5.91	5.95	6.02	6.11	6.19	6.21
Primal cut, Loin	10.06	10.15	10.08	10.52	10.49	10.70

U.S. Pork Wholesale Prices

Unit: US Ibs. FOB Plant

Please note that the price information below is the average wholesale price for distribution in the U.S. as announced by the U.S. Department of Agriculture (USDA) and may differ from export prices.

BPH 8 Item	Similar NPPS#	4/13	4/20	April Average	5/3	5/10	5/17
140 Loin, chop	410	2.11	2.11	2.12	2.17	2.14	2.19
141 Tenderloin, 1.25 down	415	3.81	3.63	3.67	3.81	3.85	4.04
150 Picnic, smkd trim combo	405	1.83	1.87	1.85	1.92	1.94	2.00
142 Butcher butt trim	406	2.70	2.68	2.71	2.70	2.76	3.12
144 Spareribs, 2lbA down lgr	416	3.86	3.56	3.67	3.76	3.87	3.67
148 Ham, butts in trimmed	401	1.90	1.88	1.87	1.91	2.07	2.18
148 Belly, skin-on, fresh	408	3.92	3.71	3.68	4.05	4.17	4.13
154 Front Feet, Toes on	420	1.22	1.02	1.43	1.04	0.96	1.07
151 Neck Bones	421	0.60	0.69	0.75	0.73	0.66	0.72
Cheek Meat, trimmed	N/A	2.31	2.30	2.29	2.30	2.34	2.34
Al Backs 2.0#up 1pc loc, FZN	422	6.15	6.36	6.13	6.36	6.41	6.08

CARCASS PRICE

Unit: US Ibs. FOB Plant

	4/19	4/26	April Average	5/3	5/10	5/17
Beef Carcass	795.57	795.23	796.67	727.34	725.26	747.32
Pork Carcass	205.19	211.27	207.51	213.69	211.31	215.82

Beef Carcass

$/100kg

Pork Carcass

$/100kg

Source: USDAFAS

Unauthorized extraction and publication of all articles on MEF NEWSLINE is prohibited.
Please be sure to obtain permission in advance if necessary.

U.S. Meat Export Federation
U.S. Meat Export Federation, Beijing Representative Office
Suite 303, 3rd Floor, Guangming Hotel Office Bldg., No.2 Jianguomen Road, Chaoyang District, Beijing 100125, China
Tel: +86 (10) 8441 8400