美国红肉新闻纵览

www.usmef.org.cn
更新日期 2026.06.12

美国牛肉市场动向

美国牛肉市场概况分析

美国牛肉市场概况

2026年6月第一周，美国牛肉市场呈现出一定的波动。一方面，由于供应紧张，牛肉价格持续上涨了两周，推高了牛肉的批发价格。另一方面，消费需求保持稳定，尽管价格上涨，但消费者对牛肉的需求仍然强劲。总体来说，这一周牛肉市场的表现，是供应紧张与需求稳定相互作用的结果。

牛肉市场概况

牛肉市场概况

牛肉市场概况

MEF NEWSLINE

www.usmef.org.cn

UPDATE: 2026. 06. 12

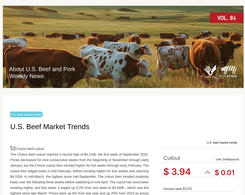

BEEF MARKET

U.S. Beef Market Trends

Choice beef cutout

The Choice beef cutout reached a record high of $6.24lb. the first week of September 2025. Prices decreased for nine consecutive weeks from the beginning of November through early January. Prices then rebounded and remained fairly steady through mid-March. Prices then rallied to reach their highest level in mid-February, before reaching the highest for four weeks and reaching $4.03lb. in mid-March, the highest since mid-September. The cutout then trended mostly lower over the following three weeks before stabilizing in mid-April. The cutout has since been trending higher, and this week, it edged up 0.2% from last week to $3.94lb., which was the highest since late-February. The cutout is now down 15% from a year ago and 20.5% from the record. Continue to be supported by record domestic demand and lower production levels.

Choice/Select

The Choice/Select spread widened from $5.75cent last week to $22.01cent this week, which is the widest spread since late-April. The spread has been mostly wider than a year ago since late-spring although. The cutout is currently $2.56 higher than last year and $12.60cent higher in 2024. The chart at the left compares the current grading. Select was only 8.6% year-to-date, down from 12.3% last year, while the prime grading Choice was 72.9%, down just slightly from 73.6% last year. For the week ending May 30, only 8.2% of the beef production graded Select, down from 12.6% the same week last year.

Prime beef

The share of the beef production grading Prime is up massively from last year's already high levels. From January through the week ending May 30 (the latest available data), 19.4% of the production graded Prime, up from 14.8% last year. The share of the production currently grading Prime has been over 20% for 12 out of the 13 weeks (the share reached a record high of 22.1% in the estimate for the week ending May 9, and the estimate for May 30 was revised slightly higher to a new record of 21.2%. For the week ending May 30, the share is estimated at 17.0%, and for the month of May, it is at 18.7%. The share of the production grading Prime has been mostly averaged 18-20% so far this year, which is higher than last year and up 2.5 points from the Chinese cutout. Year-to-date, the Prime-Choice spread was just 24 centslb., down from 61 centslb. last year and the relative increase in Prime availability.

Choice beef primal values

Compared to last week, values increased for the Chuck (6-14%), Loin (1-4%), and Rank (1-2%) primals, while the loin and round primals were steady. Values trended lower for the Chuck short plate (-2%) and briskets (-3%) primals.

Wholesale Choice boxed beef prices

Wholesale prices for Choice beef cuts have been significantly higher year-over-year since mid-2025. So far this year, prices reached a high of $5.69lb. in late-April, which was up 34% from last year and up 49% from 2024. Usually, prices would trend higher from April to a peak in June and then again in late-August ahead of Labor Day. However, this year, prices have generally been lower than last year since late-May (although they remain historically high). This week, imported Choice beef prices decreased 3.0% from last week to an average of $3.68lb., which was the lowest since January. Prices were up 12% from last year and up 35% from 2024.

Beef production, Cattle Slaughter and Cattle Weights

Weekly estimated beef production was 479.1 million lbs., up 19% from last week, when it struck red the Memorial Day holiday but down 4.3% from last year. 2026 year-to-date production was down 5.0% from last year.

Weekly estimated slaughter was 533,000 head, up 19% from last week but down 8.3% from last year. Live weight averaged 1,415 lbs., up 1 lb. from last week and up 36 lbs. from last year. Dressed weights averaged 892 lbs., up 1 lb. from last week and up 38 lbs. from last year.

Fed steer prices and Live Cattle Futures

Cash steer prices rebounded sharply last week, and averaged $256.36 per cwt, up $0.38 on average or $256.36/cwt. Live cattle contracts traded at June $255.08 (-0.8) Nearbed Feb(x)2. Aug(v) $242.48(-$2.48), and October $234.23 (+$3.75).

Beef exports

From May 22 to 28, 2026, U.S. beef exports decreased 32% from the previous week to 15,170 tons, of which exports to China was 4 tons.

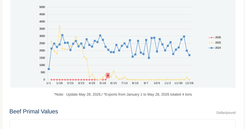

Ton

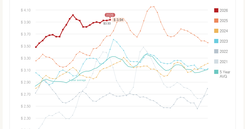

Note: Update May 28, 2026 / *Exports from January 1 to May 28, 2026 totaled 4 tons

Beef Primal Values

Dollars/pound

Beef Primal Values

Dollars/pound

	Choice						Select				
Beef	Cutout	Chuck	Rib	Chuck	Round	Loin	Brisket	Short Plate	Flank	50% trim
6/7/2024	3.16	3.02	4.79	2.56	2.54	4.52	2.53	2.07	1.82	0.79
6/5/2025	3.86	3.57	5.32	2.92	2.95	5.28	3.18	2.57	2.00	1.34
6/5/2026	3.94	3.84	5.57	3.37	3.34	5.12	3.49	3.01	2.50	1.85
Compared to 1 year ago	2%	7%	4%	15%	13%	1%	10%	17%	25%	38%
Compared to 2024	25%	27%	16%	31%	32%	13%	38%	46%	55%	135%

Note: The above price is a wholesale price in the United States and the primal and retail prices are the national average and may differ from export prices

BEEF MARKET

U.S. Pork Market Trend

U.S. pork market trends

Pork cutout

The pork cutout trended higher for the second week and edged up 0.7% this week to an average of $1.00lb., which was the highest since mid-March. The cutout was down 9% from last year and down 5% from 2025. The cutout has been below year-ago levels for the last four weeks and below 2024 levels for the last six weeks.

Pork primals

Compared to last week, values increased for the pork belly (14%), ham (+3%), and picnic (+1%) primals, while the loin primal held steady. Values decreased for the (-3%) and butt (-4%) primals, although the butt primal had trended higher from mid-April through last week and the picnic primal had trended higher from mid-March through last week.

Wholesale ham (bone-in and boneless) prices

Hams bone-in hams have trended lower this month, while the boneless ham trended higher. Prices then decreased through mid-May when prices averaged $0.62lb. for the week ending May 23, the lowest since late-February. Prices then rebounded to $0.69lb. the week ending May 30, which was the lowest since mid-January. Prices are down 46% from a year ago and down 29% from 2024. Imported spot boneless, boned ribbon ham prices can be volatile on this trading volume. This week the trading volume was 40,000 lbs., up from 27,000 lbs. last week but down from 30,000 lbs. two weeks ago. Prices traded in a range between $1.36 and $1.49 per kg. for the majority of the week. This week, prices averaged $1.43 per kg., which was down 6.5% last week. This week, prices were down 23% from last year but up 7% from 2024.

Wholesale pork loin prices

Wholesale boneless loin prices jumped in late March and early April to $2.26lb., which was the highest since the week ending in early March before adjusting lower. Prices then trended seasonally higher again for the last four weeks. This week, prices averaged $2.26lb., up 8% last week. Prices were 10% lower than last year but up 3% from 2025. Prices typically trend higher through the June, July and into August as demand for processed items like sausage and ribs ramps up for the Fall holidays and as slaughter seasonally decreases. Live pork prices peaked at $93.28, down from last year but up 7% from 2024.

Pork production, pork slaughter and hog weights

Weekly estimated pork production was 530.0 million lbs., up 13.6% from last week. NEW

Weekly hog slaughter was 2.428 million head, up 13.6% from last week. NEW and up 2.7% from last year.

Live weights averaged 290 lbs., steady with last week but up 3 lbs. from last year. Dressed weights averaged 216 lbs., also steady with last week but up 3 lbs. from last year.

Cash hog prices and Lean Hog Futures

Cash hog prices trended higher last week with the previous week, and the Friday cash hog price rallied up 2.7% or +$0.62/cwt from last Friday to an average of $93.95/cwt. Lean hog futures contracts traded at new contract highs in early March before adjusting lower. This week, contracts traded lower and on Friday were at the lowest level since November or December, depending on the contract. June $91.95 (-$5.35 from last Friday), July $88.90 (-$6.70), August $87.22 (-$5.12), and October $83.45 (-$4.08).

Pork export volume

From May 22 to 28, 2026, U.S. pork exports decreased 24% from the previous week to 36,282 tons, of which exports to China was 2,006 tons, up 29% from the previous week.

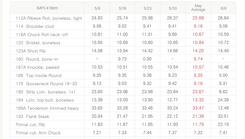

Ton

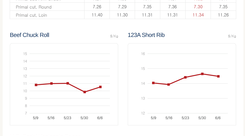

Note: Update May 28, 2026 / *Exports from January 1 to May 28, 2026 totaled 65,763 tons

Pork Cutout Weekly Price

Dollars/pound

Pork Primal Values

Dollars/pound

	Cutout	Loin	Butt	Picnic	Rib	Ham	Belly
6/7/2024	1.01	1.00	1.28	0.76	1.61	0.88	1.28
6/5/2025	1.08	0.95	1.33	0.82	1.59	1.00	1.60
6/5/2026	1.00	0.95	1.45	0.79	1.79	0.96	1.17
Compared to 1 year ago	-8%	0%	10%	-4%	12%	-14%	-27%
Compared to 2025	-1%	-3%	14%	4%	11%	1%	-9%

Note: The above price is a wholesale price in the United States (based on the 8kg shipment) and may differ from export prices.

U.S. Beef Wholesale Prices (USDA CHOICE GRADE)

Unit : US $/kg FOB Plant

Please note that the price information below is the average wholesale price for distribution in the U.S. as announced by the U.S. Department of Agriculture (USDA) and may differ from export prices.

8/F5 4 Item	5/9	5/16	5/23	5/30	May Average	6/6
112A Ribeye Roll, boneless, light	24.83	25.74	25.98	26.37	25.68	26.84
114 Strip Loin, boneless, Choice	8.32	8.32	8.41	8.41	8.16	8.56
116A Chuck Roll neck-off	10.81	11.00	11.01	9.80	10.67	10.59
120 Brisket, boneless	10.96	10.80	10.85	10.85	10.84	10.72
120A Short Rib	14.08	13.94	14.42	14.66	14.20	14.49
160 Round, bone-in		9.73	6.90		9.74	
167A Knuckle, peeled	10.53	10.51	10.55	10.54	10.57	10.46
168 Top Inside Round	9.35	9.35	9.38	9.23	9.35	9.00
170 Gooseneck Round 18-33	9.13	9.05	9.32	9.42	9.16	9.31
180 Strip Loin, boneless, 1x1	23.60	23.96	23.98	23.84	23.67	8.62
184 Loin, top butt, boneless	13.38	13.09	13.90	12.77	13.32	24.39
185A Tenderloin trimmed heavy	33.65	33.28	35.46	33.24	33.47	12.48
193 Flank Steak	20.94	21.47	21.95	22.12	21.38	33.51
Primal cut, Rib	11.83	11.67	11.85	11.60	11.79	22.19
Primal cut, Arm Chuck	7.21	7.33	7.44	7.37	7.32	7.41
Primal cut, Round	7.26	7.29	7.35	7.36	7.30	7.35
Primal cut, Loin	11.40	11.30	11.31	11.31	11.34	11.26

Beef Chuck Roll

$/kg 123A Short Rib $/kg

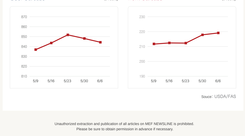

U.S. Pork Wholesale Prices

Unit: US $/kg FOB Plant

Please note that the price information below is the average wholesale price for distribution in the U.S. as announced by the U.S. Department of Agriculture (USDA) and may differ from export prices.

8/P4 4 Item	Similar A/P1&4	5/9	5/16	5/23	5/30	May Average	6/6
140 Loin, trim	410	2.18	2.18	2.27	2.32	2.22	2.30
141 Tenderloin, 1.25 down	413	4.19	4.23	4.28	4.34	4.20	4.41
150 Picnic, ankle trim complete	405	1.66	1.99	1.90	2.00	1.95	1.96
142 Boston butt trim	406	3.37	3.57	3.77	3.84	3.56	3.88
148 Spareribs 3#&dn-kg	416	4.53	5.05	3.83	4.54	4.03	4.64
146 Ham, bone in trimmed	401	0.50	1.92	1.80	2.01	1.96	--
146B Belly, skin on, fresh	408	3.51	3.23	3.09	2.99	3.25	3.02
U54 Front Feet, Toes on	420	1.47	1.57	1.59	1.75	1.58	1.58
U51 Neck Bones	421	0.93	0.88	1.04	0.91	0.90	0.70
Cheek Meat, trimmed	423	2.31	2.31	2.31	2.31	2.31	2.31
Al Backfat 2.0#up1 up lbs. FZN	422	--	--	--	5.76	5.91	--

CARCASS PRICE

Unit: US $/kg FOB Plant

	5/9	5/16	5/23	5/30	May Average	6/6
Beef Carcass	837.03	843.50	851.91	848.01	841.57	844.67
Pork Carcass	211.90	212.37	212.34	217.67	213.89	219.19

Beef Carcass

$/100kg

Pork Carcass

$/100kg

Source: USDA/FAS

Unauthorized extraction and publication of all articles on MEF NEWSLINE is prohibited.
Please be sure to obtain permission in advance if necessary.

U.S. Meat Export Federation

U.S. Meat Export Federation, Beijing Representative Office
Suite 803, 8th Floor, Guangming Hotel Office Bldg., No.40 Langmusi Road, Chaoyang District, Beijing, P.R. China
Tel: +86 10 6462 8003