



美国红肉新闻纵览

www.usmef.org.cn

更新日期 2026.05.15



VOL. 82

美国牛肉与猪肉市场周度更新

美国牛肉市场动向

2025年9月第一周，精选级牛胴体综合价达到创纪录的4.14美元/磅，此后有所回落并反弹。过去三周价格略有上行，本周环比微涨0.01美元/磅至3.90美元/磅，较2024年同期上涨31%。可选级牛胴体综合价过去三周小幅上涨，本周环比上涨0.2%至3.88美元/磅。

精选级与可选级胴体综合价差从上周的1.26美元/百磅扩大至本周的1.39美元/百磅，但仍远低于2025年同期的13.77美元/百磅和2024年同期的8.72美元/百磅。年初至今，谷饲牛肉产量中可选级的占比仅为8.6%，低于去年的12.4%；精选级占比为73.3%，略低于去年的73.3%。截至5月2日当周，谷饲牛肉产量中可选级仅占8.0%。

谷饲牛肉产量中中级级别的占比较去年已经很高的水平大幅上升。从1月至5月2日当周（最新可用数据），极佳级占比为15.2%，高于去年的11.4%。过去九周中有八周极佳级占比超过15%。截至4月18日当周，该占比达到创纪录的17.02%，超过了前一周（4月11日当周）16.36%的历史高点。截至4月25日当周，该占比达到新的纪录17.05%，连续第二周高于17%（最初报告4月25日当周为17.09%，后小幅下降）。截至5月2日当周，极佳级占比为16.67%，为有记录以来第三高的周度数据。极佳级牛胴体综合价在每周一发布的综合牛肉报告中公布，因此最新的数字为截至5月1日当周。当周极佳级牛胴体综合价为4.03美元/磅，同比上升11%，仅比精选级牛胴体综合价高0.14美元/磅。年初至今，极佳级和精选级牛胴体综合价差仅为0.17美元/磅，低于去年的0.43美元/磅，主要由于极佳级牛胴体供应量相对增加。

与上周相比，本周精选级肋脊（Rib）和腹肋（Flank）价格下跌2%，其他精选级初级分割部位价格均保持平稳，包括前胸（Brisket）、腹腹（Short Plate）、肩胛（Chuck）、后腿（Round）和腰脊（Loin）。

本周销售的精选牛排部位（如肉眼、牛柳和西冷）的批发价低于3月底4月初的阶段性高点，尚未出现烧烤季的季节性上涨势头。精选级重磅去骨肋眼均价为11.28美元/磅，较去年同期下跌14%，但较2024年同期上涨25%。在4月初，该产品价格在达到12.77美元/磅后有所回落。2025年精选重磅去骨肋眼的价格在4月中旬达到13.55美元/磅，随后在5月中旬两次上涨至13.42美元/磅，随后价格走低，直到7月4日之后价格再次上涨并在9月初劳动节前达到14.73美元/磅。

精选级重磅修牛里脊价格在3月底达到16.18美元/磅，但本周均价为15.29美元/磅，较去年同期上涨15%，较2024年同期上涨14%。2025年，该产品价格在7月初达到14.92美元/磅，并在9月中旬再次涨至19.73美元/磅，随后在11月中旬达到创纪录的24.09美元/磅。

精选级西冷价格在3月底达到11.17美元/磅，随后回落至上周的10.45美元/磅。本周价格反弹，平均为10.73美元/磅，较去年同期上涨3%，较2024年同期上涨12%。西冷价格通常在6月达到年度峰值，而去年的创纪录高点出现在6月中旬。

50%牛腩肉价格在4月下旬开始上涨并在两周前达到1.92美元/磅，为7月以来最高水平。上周价格稳定在1.92美元/磅，本周环比下跌4%至1.85美元/磅，该价格较去年同期上涨68%，较2024年同期上涨143%。

本周，美国国内90%牛腩肉价格环比小幅上涨，达到创纪录的4.53美元/磅，该价格较去年同期上涨21%，较2024年同期上涨31%。由于母牛屠宰量减少，美国国内瘦牛肉供应趋紧，而需求依然强劲，支撑价格不断走高。进口90%牛腩肉价格在7月中旬达到创纪录的4.01美元/磅，此后从该高点回落（但仍处于历史高位）。上周进口90%牛腩肉的最初报告价格为3.69美元/磅，但美国农业部随后将该数据修正为3.88美元/磅。本周进口90%牛腩肉均价为3.87美元/磅，同比上涨16%，较2024年同期上涨34%。

本周预估牛只屠宰量为4.738亿磅，环比下降1.4%，同比下降3.0%。2026年初至今牛肉产量同比下降5.7%。


本周预估牛只屠宰量为52.7万头，环比下降1.3%，同比下降6.1%。2026年初至今屠宰量同比下降8.3%，2025年全年屠宰量同比下降6.4%。

本周牛只宰前均重1,471磅，环比下降1磅，同比增加43磅。宰后胴体均重901磅，环比持平，同比增加28磅。

本周活牛价格继续创下新纪录，周五成交均价258.32美元/百磅，较上周五上涨3.30美元/百磅。本周活牛期货合约交易价格：6月合约：248.90美元（较上周五下跌1.40美元），8月合约：244.10美元（下跌3.73美元），10月合约：238.30美元（下跌4.15美元）。

2026年4月24日至30日，美国牛肉出口14,207吨，环比增长15%，其中对华出口为0。

美国对中国周度牛肉出口量



注：2026年4月30日更新。/*2026年1月1日至4月30日，出口总量0吨

周度牛胴体综合价



牛肉初级分割品价格

Beef	Choice cutout	Select cutout	CHOICE							
			Rib	Chuck	Round	Loin	Brisket	Short Plate	Flank	50% trim
5/10/2024	2.97	2.88	4.40	2.44	2.44	4.11	2.40	2.18	1.50	0.76
5/09/2025	3.46	3.32	5.73	2.69	2.81	4.77	2.77	2.38	1.75	1.10
5/08/2026	3.90	3.88	5.38	3.28	3.30	5.18	3.56	3.10	2.37	1.85
与去年相比	13%	17%	-6%	22%	17%	9%	26%	30%	36%	68%
与2023年相比	31%	35%	22%	34%	35%	26%	48%	42%	58%	143%

注：上述价格为初级分割品价格，且是美国国内的批发价格，因此与出口价格存在差异

美国猪肉市场动向

胴体综合价从1月下旬到月中旬持续维持在0.95美元/磅。随后从2月中旬到3月中旬的四周内价格走高，但3月下旬出现下跌。4月前三周，胴体综合价在0.97-0.98美元/磅之间波动，两周前涨至0.99美元/磅。上周价格环比下跌1.3%至0.98美元/磅，本周再次下降1.5%至0.96美元/磅，为2月中旬以来最低水平。该价格与去年同期持平，但较2024年同期下跌3%。

与上周相比，本周各初级分割部位价格变动情况：颈肉（Butt）上涨3%，前腿（Picnic）、肋排（Rib）和腰脊（Loin）均上涨1%，而后腿（Ham）下跌3%，五花（Belly）下跌6%。

四周前重磅带骨后腿价格涨逾10%，三周前价格再飙升13%至0.92美元/磅，为去年12月以来的最高价格。此后该产品价格持续下跌，两周前下跌0.09美元，本周再跌0.01美元，至平均0.81美元/磅。为近五周来最低水平。该价格较去年同期和2024年同期均下跌5%。

由于交易量清淡，箱装去骨后腿肉现货价格波动较大。本周交易量为3.3万磅，低于上周的3.9万磅和两周前的5.9万磅。本周价格在1.34-2.08美元/磅之间，平均1.52美元/磅。五周前该产品价格曾跌至2024年2月以来最低水平1.30美元/磅，但随后强劲上涨，上周达到1.65美元/磅。2025年12月第一周以来最高。本周价格环比下跌8%至1.52美元/磅，该价格较去年同期下跌5%，但较2024年同期上涨3%。

带脂1/4英寸真空包装带骨去骨猪颈肉（Butt）价格在过去四周均呈现季节性上涨趋势。本周，带脂1/4英寸真空包装去骨猪颈肉价格达到去年6月以来最高水平1.67美元/磅，该价格较去年同期上涨20%，较2024年同期上涨4%。带脂1/4英寸真空包装带骨猪颈肉价格也达到去年6月以来最高水平1.53美元/磅，该价格较去年同期上涨21%，较2024年同期上涨5%。猪颈肉价格通常在6月下旬因烧烤的季节性需求强劲而达到年内峰值。2025年，带骨猪颈肉年度价格峰值1.72美元/磅和去骨猪颈肉年度价格峰值1.83美元/磅均出现在6月下旬。

本周预估猪肉产量为5.358亿磅，环比增长0.3%，同比增长2.2%。

本周生猪屠宰量为245万头，环比增长0.2%，同比增长0.7%。

本周生猪宰前均重293磅，环比持平，同比增加3磅。宰后胴体均重219磅，环比增加1磅，同比增加3磅。

本周生猪现货价格继续走高，较上周五平均上涨1.23美元/百磅，至93.77美元/百磅。

瘦肉猪期货合约在3月初创下合约新高后有所回落。本周期货合约交易价格为去年12月以来最低水平：5月合约：90.88美元（较上周五下跌1.95美元），6月合约：98.63美元（下跌2.65美元），7月合约：103.20美元（下跌0.18美元），8月合约：104.43美元（上涨0.58美元）。

2026年4月24日至30日，美国猪肉出口量为40,369吨，环比增长15%，其中对华出口为4,243吨，环比增长43%。

美国对中国周度猪肉出口量



注：2026年4月23日更新。/*2026年1月1日至4月23日，出口总量53,399吨

周度猪胴体综合价



猪肉初级分割品价格

Pork	Carcass	Loin	Butt	Picnic	Rib	Ham	Belly
5/10/2024	0.99	1.02	1.28	0.78	1.70	0.83	1.17
5/09/2025	0.96	0.87	1.12	0.70	1.44	0.85	1.48
5/08/2026	0.96	0.90	1.34	0.72	1.77	0.80	1.28
与去年相比	0%	3%	20%	2%	23%	-5%	-14%
与2023年相比	-3%	-11%	5%	-8%	4%	-4%	9%

注：上述价格为初级分割品价格，且是美国国内的批发价格，因此与出口价格存在差异。

美国牛肉批发价(美国农业部精选级)

以下价格信息是美国农业部(USDA)发布的美国国内流通平均批发价，请参考，并留意该价格与出口价格有差异。

IMPS # 产品	4/11	4/18	4/25	4月平均	5/2	5/9
112A Ribeye Roll, boneless, light	25.88	24.01	24.77	25.69	25.47	24.83
114 Shoulder clod	9.29	8.56	8.80	8.95	8.92	9.06
116A Chuck roll neck-off	10.45	10.30	10.35	10.43	10.64	10.81
120 Brisket, boneless	10.67	10.87	10.99	10.81	10.95	10.90
123A Short Rib	12.22	13.45	13.88	13.32	13.92	14.08
160 Round, bone-in	10.89	-	9.17	5.02	9.75	-
167A Knuckle, peeled	9.03	10.74	10.75	10.36	10.74	10.53
178 Top Inside Round	9.03	8.98	9.18	9.12	9.43	9.35
170 Gooseneck Round 18-33	9.64	8.44	9.01	9.13	8.89	9.13
180 Strip Loin, boneless, 1x1	20.60	23.28	23.33	22.89	22.98	23.60
184 Loin, top butt, boneless	13.91	13.21	13.60	13.72	13.47	13.38
189A Tenderloin trimmed heavy	33.22	33.51	33.69	33.78	33.71	33.65
193 Flank Steak	19.84	19.37	19.73	19.56	20.40	20.94
Primal cut, Rib	11.60	11.63	11.52	11.72	11.65	11.83
Primal cut, Arm Chuck	7.07	7.01	7.10	7.11	7.24	7.21
Primal cut, Round	7.11	7.07	7.14	7.15	7.26	7.26
Primal cut, Loin	11.32	11.28	11.35	11.38	11.38	11.40

牛上脑

123A 牛小排(带骨)

美国猪肉批发价

以下价格信息是美国农业部(USDA)发布的美国国内流通平均批发价，请参考，并留意该价格与出口价格有差异。

BPN # 产品	类似 IMPS#	4/11	4/18	4/25	4月平均	5/2	5/9
U40 Loin, trim	410	2.19	2.20	2.18	2.18	2.16	2.18
U41 Tenderloin, 1.25 down	415	3.95	4.02	4.03	3.96	4.04	4.10
U50 Picnic, smkr trm combo	405	1.96	1.86	2.16	1.96	2.21	1.66
U42 Boston butt trim	406	2.75	2.81	2.96	2.83	3.24	3.37
U44 Sparerib, 25#/dn-igt	416	4.68	4.61	3.38	4.32	3.41	4.53
U46 Ham, bone in trimmed	401	1.91	0.00	-	1.89	2.09	0.00
U48 Belly, skin-on, fresh	408	4.11	4.13	3.77	4.06	3.44	3.51
U54 Front Feet, Toes on	420	1.27	1.29	1.42	1.30	1.54	1.47
U51 Neck Bones	421	0.85	0.99	0.95	0.92	0.73	0.93
Cheek Meat, trimmed	N/A	2.31	2.31	2.31	2.31	2.31	2.31
AI Backribs 2.0#/up 1 pc Vac, FZN	422	6.42	-	-	6.42	6.06	-

胴体价格

	4/11	4/18	4/25	4月平均	5/2	5/9
Beef Carcass	812.72	815.41	818.09	814.41	827.40	837.03
Pork Carcass	215.53	215.05	218.02	215.56	215.18	211.90

牛胴体

猪胴体

来源：USDA/FAS

禁止擅自摘录和刊登在MEF NEWSLINE上的所有文章。必要时请一定要事先取得批准。

本邮件是根据会员注册时提供的信息发送给顾客的NEWSLINE邮件服务。

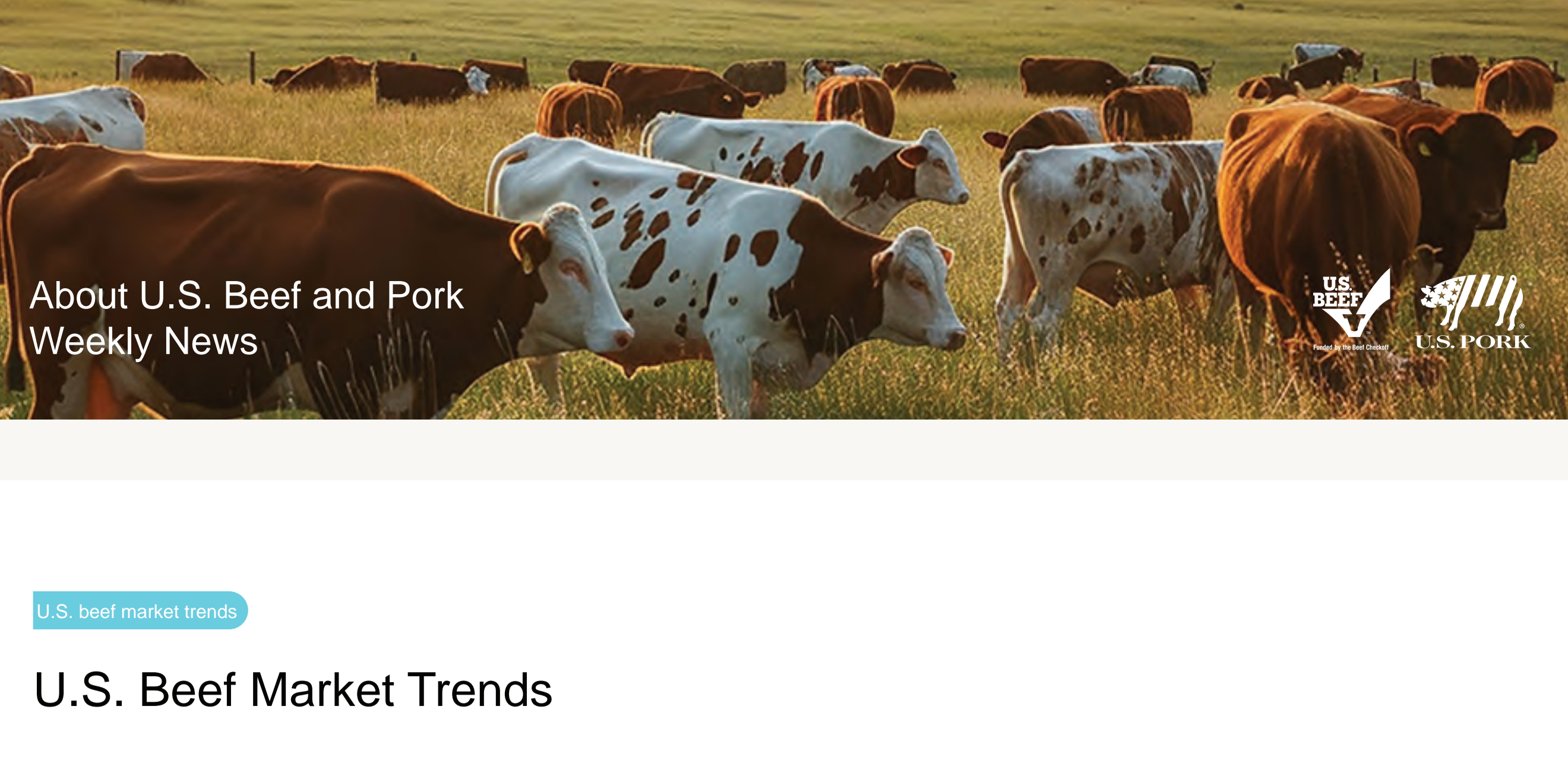
如果您不想接收邮件，请登录网站后，在修改会员信息时，在“MEF NEWSLINE”拒绝接收电子邮件栏中进行确认。



MEF NEWSLINE

www.usmef.org.cn

UPDATE 2026.05.15



U.S. Beef Market Trends

The Choice beef cutout reached a record high of \$4.14/lb. the first week of September 2025 and has since fallen and rebounded. The cutout has been trending slightly higher over the last three weeks, and this week, the cutout edged up just \$0.01 from last week to an average of \$3.90/lb., which was up 13% from last year and up 31% from 2024. The Select cutout has been increasing slightly for the last three weeks, and this week, it averaged up 0.2% to \$3.88/lb.

The Choice/Select spread widened from \$1.26/cwt last week to \$1.39/cwt this week, which compared to \$1.77/cwt last year and \$8.72/cwt in 2024. The share of fed beef production grading Prime has been over 15% for eight out of the last nine weeks. The share was reported at an all-time record high of 17.02% for the week ending April 11, surpassing the previous high of 16.36% for the week ending April 11. For the week ending April 25, the share reached a new record of 17.05%, and was above 17% for the second consecutive week (17.09% was originally reported for the week ending April 25 but was revised slightly downward). For the week ending May 2, the share of fed beef production grading Prime was 16.67%, the third highest weekly total on record. The weekly Prime cutout value is published on Mondays in the comprehensive weekly report, so the latest available Prime cutout is for the week ending May 1. That week, the Prime cutout averaged \$4.02/lb., up 11% from last year and up just 14 cents/lb. from the Choice cutout. Year-to-date, the Prime-Choice spread was just 17 cents/lb., down from 43 cents/lb. last year on the relative increase in Prime availability.

Compared to last week, values increased 2% for the Choice rib and flank primals, while values held steady for the Choice loin, chuck, round, flank, and short plate primals.

Wholesale prices for popular Choice steak cuts like ribeyes, tenderloins, and NY strips are below their late March/early April highs and have yet to see the pick up in seasonal momentum from grilling season. Prices for Choice boneless heavy ribeyes averaged \$11.28/lb. this week, down 14% from last year but up 25% from 2024. Prices reached \$12.77/lb. at the beginning of April before adjusting lower. Last year, prices reached \$13.55 in mid-April and then saw a bump again in mid-May to \$13.42/lb. Prices then trended lower until after the 4th of July before surging to \$14.73/lb. in early September ahead of Labor Day.

Prices for Choice trimmed heavy tenderloins reached \$16.18/lb. at the end of March but averaged \$15.29/lb. this week, up 15% from last year and up 14% from 2024. Last year, prices reached \$14.92/lb. in early July before trending strongly higher to \$19.73/lb. in mid-September. Prices then reached a record \$20.09/lb. in mid-November.

Choice NY strip loin prices reached \$11.17/lb. at the end of March before prices trended down to \$10.45/lb. last week. This week, prices turned higher and averaged \$10.73/lb., up 3% from last year and up 12% from 2024. Prices for NY strip loins typically reach their annual peak in June, and last year, prices peaked at a record \$11.83/lb. in mid-June.

50% beef trim prices increased in the second half of April and reached \$1.92/lb. two weeks ago, which was the highest since July. Prices held steady at \$1.92/lb. last week before trending down 4% this week to an average of \$1.85/lb., which was up 68% from last year and up 143% from 2024.

This week, domestic 90% beef trim prices edged higher from last week and reached a new record of \$4.53/lb. Prices were up 21% from last year and up 31% from 2024. Demand remains strong and supplies are tighter for domestic lean beef due to smaller cow slaughter. Imported 90% beef trim prices reached a record \$4.01/lb. in mid-November, but prices have adjusted down from that record (although they remain historically high). Prices were originally reported at \$3.89/lb. last week, but USDA made a correction to last week's data which should have been \$3.88/lb. This week, imported 90% beef trim prices averaged \$3.87/lb., up 16% from last year and up 34% from 2024. Imported beef trim from countries except Mexico and Canada was subject to an additional reciprocal duty of at least 10% from April through mid-November 2025 when President Trump ordered the immediate removal of reciprocal tariffs on beef (among other select products), so 90% lean imports no longer have an additional tariff. And beef is exempt from the temporary 10% global tariff imposed since February 24.

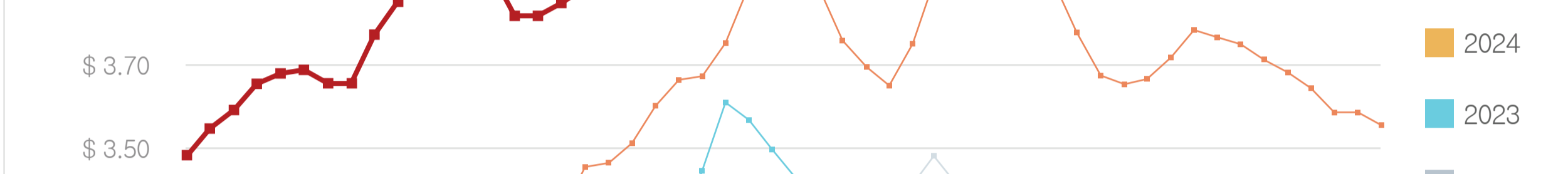
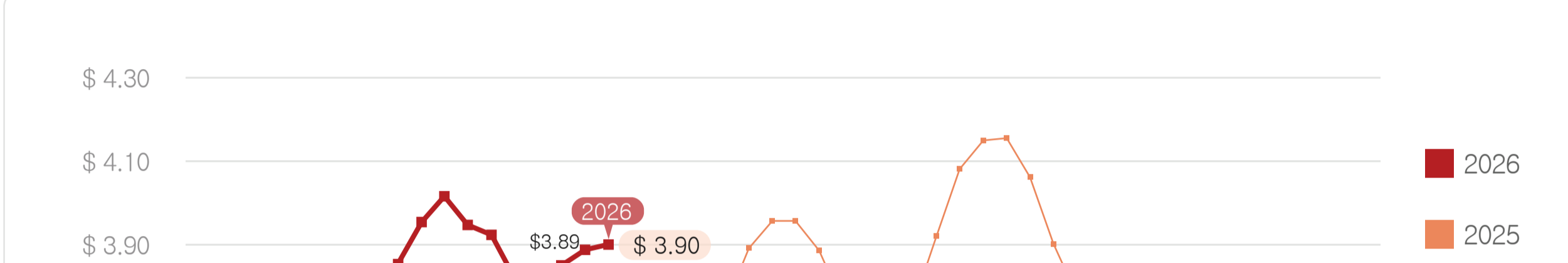
Weekly estimated beef production was 473.8 million lbs., down 1.4% from last week and down 3.0% from last year. 2026 year-to-date production was down 5.7% from last year.

Weekly estimated slaughter was 527,000 head, down 1.3% from last week and down 6.1% from last year. Year-to-date slaughter was down 8.3% from last year. 2025 annual cattle slaughter was down 6.4% from 2024.

Live weights averaged 1,471 lbs., down 1 lb. from last week but up 43 lbs. from last year. Dressed weights averaged 901 lbs., steady with last week but up 28 lbs. from last year.

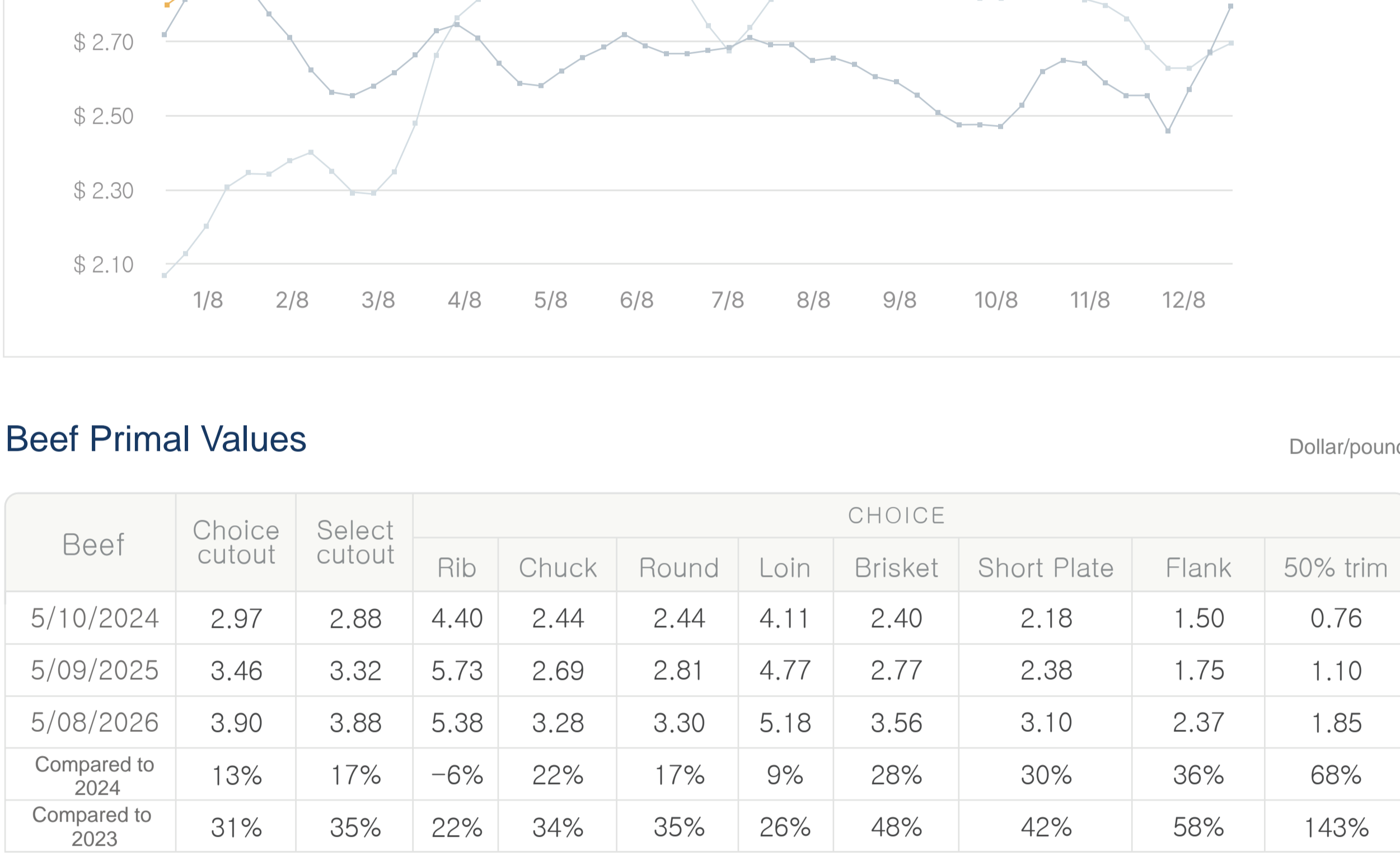
Cash steer prices continued to set new records this week at an average of \$28.32/cwt on Friday, up \$3.30/cwt from last Friday. Live cattle futures contracts traded at: June: \$248.90 (-\$4.10 from last Friday), August: \$244.10 (-\$3.73), and October: \$238.30 (-\$4.15).

From April 24 to 30, 2026, U.S. beef exports increased 15% from the previous week to 14,207 tons, of which exports to China was 0.



*Note: Update April 30, 2026./ *Exports from January 1 to April 30, 2026 totaled 0 tons

Beef Primal Values



Beef Primal Values

Beef	Choice cutout	Select cutout	CHOICE							
			Rib	Chuck	Round	Loin	Brisket	Short Plate	Flank	50% trim
5/10/2024	2.97	2.88	4.40	2.44	2.44	4.11	2.40	2.18	1.50	0.76
5/09/2025	3.46	3.32	5.73	2.69	2.81	4.77	2.77	2.38	1.75	1.10
5/08/2026	3.90	3.88	5.38	3.28	3.30	5.18	3.56	3.10	2.37	1.85
Compared to 2024	13%	17%	-6%	22%	17%	9%	28%	30%	36%	68%
Compared to 2023	31%	35%	22%	34%	35%	26%	48%	42%	58%	143%

Note: The above price is a wholesale price in the United States based on the primal and may differ from export prices

U.S. Pork Market Trend

The pork cutout held at an average of \$0.95/lb. from late January through mid-February. The cutout then trended higher for five weeks from mid-February through mid-March, but trended lower in the second half of March. For the first three weeks of April, the cutout held between \$0.97 and \$0.98/lb., before increasing to \$0.99/lb. two weeks ago. Last week, the cutout adjusted down 1.3% to \$0.98/lb., and this week, the cutout decreased 1.5% to an average of \$0.96/lb., the lowest since mid-February. The cutout was steady with last year but down 3% from 2024 this week.

Compared to last week, values increased for the butt (+3%), picnic (+1%), rib (+1%), and loin (+1%) primals, while values decreased for the ham (-3%) and belly (-6%) primals.

Prices of heavy bone in ham jumped 10% four weeks ago, and prices surged another 13% three weeks ago to an average of \$0.92/lb., which was the highest price since December. Prices have since been decreasing, and after dropping \$0.09 from 2 weeks ago, prices edged down another \$0.01 this week to an average of \$0.81/lb., the lowest in five weeks. Prices were down 5% from last year and from 2024.

Reported spot boneless, boxed rollout ham prices can be volatile on thin trading volumes. This week, the trading volume was 33,000 lbs., down from 39,000 lbs. and last week from 59,000 lbs. two weeks ago. Prices traded in a range between \$1.34 and \$2.08/lb. this week for an average of \$1.52/lb., but prices had dropped to the lowest level since February 2024 five weeks ago at \$1.30/lb., but then trended strongly higher though last week when prices reached \$1.65/lb., which was the highest since the first week of December. This week, prices adjusted down 8% from last week to \$1.52/lb., which was down 5% from last year but up 3% from 2024. Prices for both ¼ inch trimmed, vacuum-packed bone-in and boneless pork butts have been trending seasonally higher over the last four weeks. This week, prices for ¼ inch trimmed vacuum-packed boneless butts reached the highest level since June at \$1.67/lb., which was up 20% from last year and up 4% from 2024. Prices for ¼ inch trimmed vacuum-packed bone-in butts also reached the highest level since June at \$1.53/lb., which was up 21% from last year and up 5% from 2024. Prices typically peak for the year in late June on strong seasonal demand for BBQ. Last year, bone-in butt prices peaked at \$1.72/lb. and boneless butt prices peaked at \$1.83/lb. in mid-late June.


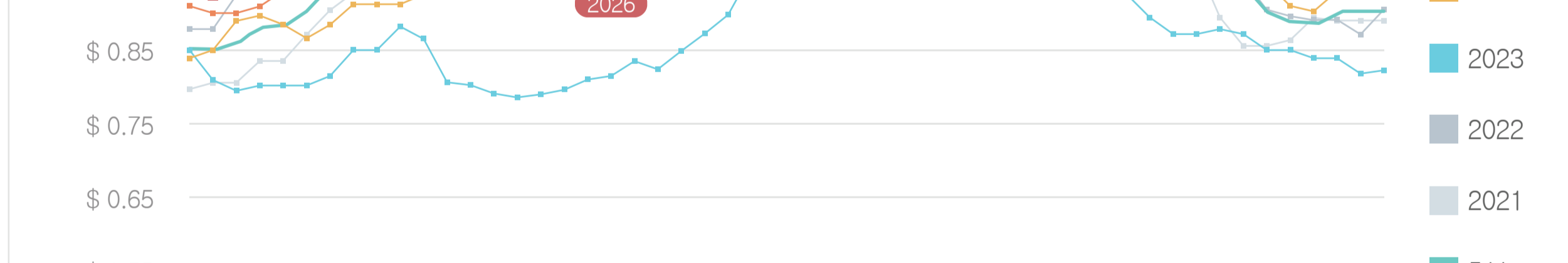
Weekly estimated pork production was 535.8 million lbs., up 0.3% from last week and up 2.2% from last year.

Weekly hog slaughter was 2.45 million head, up 0.2% from last week and up 0.7% from last year.

Live weights averaged 293 lbs., steady with last week and up 3 lbs. from last year. Dressed weights averaged 219 lbs., up 1 lb. from last week and up 3 lbs. from last year.

Cash hog prices continued to trend higher and averaged up \$1.23/cwt from last Friday at \$93.77/cwt. Lean hog futures contracts traded at new contract highs in early March before adjusting lower. Lean hog futures contracts traded at the lowest level since December: May: \$90.88 (-\$1.95 from last Friday), June: \$98.63 (-\$2.65), July: \$103.20 (-\$0.18), and August: \$104.43 (+\$0.58).

From April 24 to 30, 2026, U.S. pork exports increased 15% from the previous week to 40,369 tons, of which exports to China was 4,243 tons, up 43% from the previous week.



*Note: Update April 23, 2026./ *Exports from January 1 to April 23, 2026 totaled 53,399 tons

Pork Cutout Weekly Price



Pork Primal Values

Pork	Carcass	Loin	Butt	Picnic	CHOICE		
					Rib	Ham	Belly
5/10/2024	0.99	1.02	1.28	0.78	1.70	0.83	1.17
5/09/2025	0.96	0.87	1.12	0.70	1.44	0.85	1.48
5/08/2026	0.96	0.90	1.34	0.72	1.77	0.80	1.28
Compared to 2024	0%	3%	20%	2%	23%	-5%	-14%
Compared to 2023	-3%	-11%	5%	-8%	4%	-4%	9%

Note: The above price is a wholesale price in the United States based on the Big rib(primal) and may differ from export prices.

U.S. Beef Wholesale Prices (USDA CHOICE GRADE)

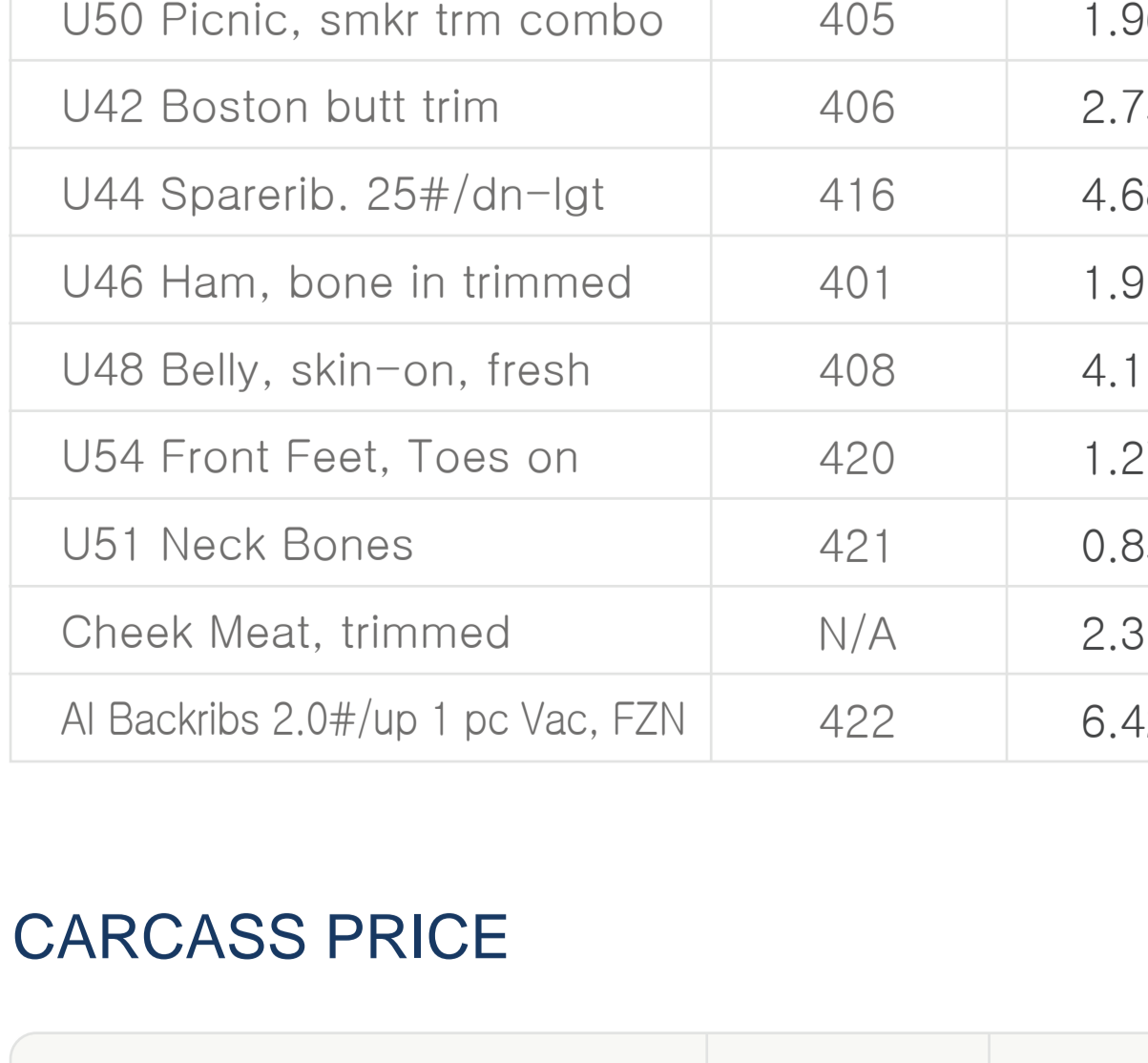
Unit : US \$/kg, FOB Plant

Please note that the price information below is the average wholesale price for distribution in the U.S. as announced by the U.S. Department of Agriculture (USDA) and may differ from export prices.

IMPS # Item	4/11	4/18	4/25	April Average	5/2	5/9
112A Ribeye Roll, boneless, light	25.88	24.01	24.77	25.69	25.47	24.83
114 Shoulder clod	9.29	8.56	8.80	8.95	8.92	9.06
116A Chuck Roll neck-off	10.45	10.30	10.35	10.43	10.64	10.81
120 Brisket, boneless	10.67	10.87	10.99	10.81	10.95	10.90
123A Short Rib	12.82	13.45	13.88	13.32	13.92	14.08
160 Round, bone-in	10.89	-	9.17	5.02	9.75	-
167A Knuckle, peeled	9.03	10.74	10.75	10.36	10.74	10.53
168 Top Inside Round	9.03	8.98	9.18	9.12	9.43	9.35
170 Gooseneck Round 18-33	9.64	8.44	9.01	9.13	8.99	9.13
180 Strip Loin, boneless, 1x1	20.60	23.28	23.33	22.89	22.88	23.60
184 Loin, top butt, boneless	13.91	13.21	13.60	13.72	13.47	13.38
189A Tenderloin trimmed heavy	33.22	33.51	33.69	33.78	33.71	33.65
193 Flank Steak	19.84	19.37	19.73	19.56	20.40	20.94
Primal cut, Rib	11.60	11.63	11.52	11.72	11.65	11.83
Primal cut, Arm Chuck	7.07	7.01	7.10	7.11	7.24	7.21
Primal cut, Round	7.11	7.07	7.14	7.15	7.26	7.26
Primal cut, Loin	11.32	11.28	11.35	11.38	11.38	11.40

Beef Chuck Roll

123A Short Rib



U.S. Pork Wholesale Prices

Unit: US \$/kg, FOB Plant

Please note that the price information below is the average wholesale price for distribution in the U.S. as announced by the U.S. Department of Agriculture (USDA) and may differ from export prices.

BPN # Item	Similar IMPS#	4/11	4/18	4/25	April Average	5/2	5/9
U40 Loin, trim	410	2.19	2.20	2.18	2.18	2.16	2.18
U41 Tenderloin, 1.25 down	415	3.95	4.02	4.03	3.96	4.04	4.10
U50 Picnic, smkr trm combo	405	1.96	1.86	2.16	1.96	2.21	1.66
U42 Boston butt trim	406	2.75	2.81	2.96	2.83	3.24	3.37
U44 Sparerib, 25#-dn-1gt	416	4.68	4.61	3.38	4.32	3.41	4.53
U46 Ham, bone in trimmed	401	1.91	0.00	-	1.89	2.09	0.00
U48 Belly, skin-on, fresh	408	4.11	4.13	3.77	4.06	3.44	3.51
U54 Front Feet, Toes on	420	1.27	1.29	1.42	1.30	1.54	1.47
U51 Neck Bone	421	0.85	0.99	0.95	0.92	0.73	0.93
Cheek Meat, trimmed	N/A	2.31	2.31	2.31	2.31	2.31	2.31
Al Backribs 2.0#/up 1 pc Vac. FZN	422	6.42	-	-	6.42	6.06	-

CARCASS PRICE

Unit : US \$/kg, FOB Plant

	4/11	4/18	4/25	April Average	5/2	5/9
Beef Carcass	812.72	815.41	818.09	814.41	827.40	837.03
Pork Carcass	215.53	215.05	218.02	215.56	215.18	211.90

Beef Carcass

Pork Carcass

Source: USDA/FAS

Unauthorized extraction and publication of all articles on MEF NEWSLINE is prohibited. Please be sure to obtain permission in advance if necessary.

U.S. Meat Export Federation, Beijing Representative Office
Suite 303, 3rd Floor, Guangming Hotel Office Bldg., No.42 Liangmaqiao Road, Chaoyang District, Beijing 100125, China
Tel: +86 10 8441 8455