美国红肉新闻纵览

www.usmeef.org.cn

本期日期 2026.03.27

美国牛肉市场动向

数据来源：美国农业部

斜坡综合价	单位：美元/磅
$4.02	▲ $0.06
较一周前 $3.96	

屠宰数量	单位：头
50.8万	▽ 3.2%
较一周前 50.5万	

牛肉产量	
4.553亿	▽ 3.0%
较一周前 4.694亿	

活牛价格	单位：美元/100磅
$234.05	▽ $0.72
较一周前 $234.77	

美国牛肉市场在经历了一个不稳定的一周，期间出现了显著的波动。斜坡综合价周三达到一个高点，随后大幅回落，最终周五收盘于4.02美元/磅，较上周小幅上涨0.06美元。屠宰量方面，本周宰杀了50.8万头牛，较上周减少了3.2%，这一下降直接导致当周牛肉产量减少了3.0%，达到4.553亿磅。与此同时，活牛价格则呈现出稳定的趋势，周五收盘价为234.05美元/100磅，较上周小幅下跌0.72美元。

本周期内牛肉市场呈现出明显的波动特征。斜坡综合价在周三达到一个高点，随后大幅回落，最终周五收盘于4.02美元/磅，较上周小幅上涨0.06美元。屠宰量方面，本周宰杀了50.8万头牛，较上周减少了3.2%，这一下降直接导致当周牛肉产量减少了3.0%，达到4.553亿磅。与此同时，活牛价格则呈现出稳定的趋势，周五收盘价为234.05美元/100磅，较上周小幅下跌0.72美元。

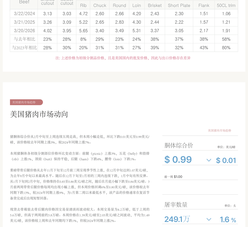

注：2026年3月27日更新，（7200年代日历日期）。数据来源Jim Lee

周度牛肉价格分部品价格

牛肉相关部分部品价格

Beef	Choice Cutout	Select Cutout	Rib	Chuck	Round	Loin	CHOICE Brisket	Short Plate	Flank	SOL trim
3/23/2026	3.13	3.03	4.72	2.60	2.66	4.20	2.43	2.30	1.51	1.06
3/21/2025	3.26	3.09	5.22	2.65	2.83	4.30	2.44	2.22	1.57	1.21
3/20/2026	4.02	3.95	5.63	3.42	3.49	5.31	3.37	3.05	1.77	1.51
与上周变化	22%	28%	9%	29%	23%	24%	38%	37%	38%	56%
与2025年相比	23%	30%	20%	31%	23%	27%	38%	32%	43%	80%

注：上述价格为斜坡综合价，是美国国内的批发价格，因此与国内零售价无关联

美国猪肉市场动向

数据来源：美国农业部

斜坡综合价	单位：美元/磅
$0.99	▽ $0.01
较一周前 $1.00	

屠宰数量	单位：头
249.1万	▽ 1.6%
较一周前 253.2万	

猪肉产量	
5.441亿	▽ 1.5%
较一周前 5.523亿	

生猪价格	单位：美元/100磅
$90.38	▽ $1.44
较一周前 $91.82	

美国猪肉市场在经历了一个波动较大的一周，期间斜坡综合价周三达到一个高点，随后大幅回落，最终周五收盘于0.99美元/磅，较上周小幅下跌0.01美元。屠宰量方面，本周宰杀了249.1万头猪，较上周减少了1.6%，这一下降直接导致当周猪肉产量减少了1.5%，达到5.441亿磅。与此同时，生猪价格则呈现出稳定的趋势，周五收盘价为90.38美元/100磅，较上周小幅下跌1.44美元。

注：2026年3月27日更新，（7200年代日历日期）。数据来源Jim Lee

周度猪肉价格分部品价格

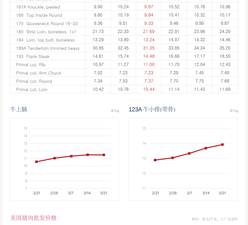

猪肉相关部分部品价格

Pork	Cutout	Loin	Butt	Picnic	Rib	Ham	Belly
3/23/2026	0.93	0.90	1.14	0.72	1.15	0.75	1.26
3/21/2025	0.96	0.89	1.08	0.72	1.48	0.90	1.37
3/20/2026	0.99	0.92	1.16	0.78	1.58	0.81	1.57
与上周变化	2%	4%	8%	8%	7%	-11%	15%
与2025年相比	7%	2%	3%	5%	-10%	7%	25%

注：上述价格为斜坡综合价，是美国国内的批发价格，因此与国内零售价无关联

美国猪肉和牛肉产量预估

数据来源：美国农业部

美国农业部（USDA）发布了最新的生产预估报告，预测牛肉产量将小幅下降，而猪肉产量则呈现稳定增长的趋势。2026年3月27日，牛肉产量预估为4.694亿磅，较上周小幅下降0.1%，这主要受到屠宰量预期小幅减少的影响。与此同时，猪肉产量预估为5.523亿磅，较上周小幅增长0.3%，这一增长主要来自屠宰量的小幅增加。

分析师指出，尽管牛肉和猪肉产量的变化幅度不大，但这一趋势仍值得关注。牛肉产量的小幅下降，可能会对牛肉价格产生一定的影响，而猪肉产量的小幅增长，则有助于缓解猪肉市场的供应压力。

有趣牛存栏量

美国牛肉批发价格(美国农业部报告数据)

单位：美元/千克，1广义磅等

以下数据是美国农业部报告中，关于牛肉批发价格的最新数据。这些数据反映了牛肉市场的价格变动情况，对于牛肉产品的定价和市场分析具有重要参考价值。

MPR #	Product	2/21	2/28	2/27 平均	3/7	3/14	3/21
112A	Ribeye Roll, boneless, light	23.54	24.59	23.56	25.28	26.19	26.81
114	Shoulder clod	8.73	8.97	8.77	5.24	9.57	9.44
116A	Chuck Roll neck-off	10.57	11.31	11.36	11.26	11.45	11.43
120	Brisket, boneless	9.01	9.41	9.15	9.51	9.99	10.33
123A	Short Ribs	12.91	13.02	13.00	13.39	13.78	13.90
181	Round, bone in	10.81	10.80	7.46	11.18	11.37	11.07
187A	Round, peeled	9.96	10.24	9.87	10.52	10.76	10.96
168	Top Inside Round	9.80	10.19	9.84	10.41	10.32	10.17
170	Gooseneck Round 18-30	9.36	9.51	9.33	9.46	9.99	9.87
180	Strip Loin, boneless, 1x1	21.73	22.33	21.69	22.91	23.96	24.20
184	Loin, top butt, boneless	13.20	13.80	13.24	14.07	14.32	14.46
184A	Tenderloin trimmed heavy	30.85	32.45	31.35	33.85	34.34	35.20
193	Flank Steak	14.81	15.74	14.48	16.66	17.17	18.55
193A	Flank Steak	10.57	11.27	11.00	11.70	12.04	12.43
193B	Flank Steak	7.02	7.23	7.23	7.29	7.45	7.49
193C	Flank Steak	7.34	7.53	7.37	7.70	7.75	7.68
193D	Flank Steak	10.42	10.70	10.44	11.14	11.43	11.69

牛上脑

美国猪肉批发价格

单位：美元/千克，1广义磅等

以下数据是美国农业部报告中关于猪肉批发价格的最新数据。这些数据反映了猪肉市场的价格变动情况，对于猪肉产品的定价和市场分析具有重要参考价值。

MPR #	Product	2/21	2/28	2/27 平均	3/7	3/14	3/21
140	Loin, trim	4.10	2.39	2.41	2.34	2.35	2.24
140	Tenderloin, 1.25 down	4.15	4.13	4.20	4.15	4.24	4.04
150	Picnic, ankle trim combo	4.05	1.75	1.78	1.75	1.77	1.66
142	Boston butt trim	4.06	2.82	2.84	2.81	2.81	2.82
144	Spareribs, 2lbk up (s)	4.16	4.62	4.48	4.40	4.14	4.51
146	Ham, bone in trimmed	4.01	2.16	2.17	2.17	2.07	1.92
148	Belly skin-on, fresh	4.02	3.37	3.50	3.45	3.61	3.05
154	Front Feet, Tows on	4.20	1.12	1.42	1.21	1.22	1.24
151	Neck Bones	4.21	0.96	0.97	0.94	1.04	0.96
155	Cheek Meat, Trimmings	N/A	2.31	2.31	2.31	2.31	2.31
4	Backfat 2.0#up1 up lbs. FZN	4.22	6.11	-	5.97	6.72	6.60

斜体价格

单位：美元/千克，1广义磅等

	2/21	2/28	2/27平均	3/7	3/14	3/21
Beef Carcass	797.81	813.82	799.13	814.59	818.35	818.47
Pork Carcass	211.29	214.32	211.01	216.96	219.69	218.42

牛腩件

猪腩件

禁止商业使用本刊内容 MEAT NEWSLINE 上的所有文章、图表、图片或一部分内容未经授权使用。
如有兴趣使用本刊内容，请登录网站，获得适当的授权。 To reprint any article or graph in MEAT NEWSLINE, you must obtain permission by contact the copyright owner.

美国肉类进口协会
编辑：美国肉类进口协会北京代表处
北京市朝阳区建外大街甲2号中国国际贸易中心A座1001室
电话：+86 10 8461 8455

MEF NEWSLINE

www.usmef.org.cn

UPDATED 2026. 03. 27

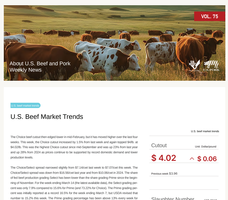

U.S. Beef Market Trends

U.S. beef market trends

	Cutout	Unit: Dollars/cwt
Cutout	$ 4.02	^ $ 0.06
Previous week $3.96		

	Slaughter Number	Unit: Head
Slaughter Number	508,000	^ 3.2 %
Previous week 525,000		

	Beef Production	Unit: Pounds
Beef Production	455.3 million	^ 3.0 %
Previous week 459.3million		

	Live Cattle	Unit: Dollars/hundred weight
Live Cattle	$ 234.05	^ $ 0.72
Previous week $233.33		

	Live Hog	Unit: Dollars/head
Live Hog	$ 90.38	^ $ 1.44
Previous week $87.82		

The China beef cutout has edged lower in mid-February, but has moved higher over the last four weeks. As of March 20, the cutout was 4% lower than a year ago and 3% higher than the five-year average. The new high for the year was set on January 30 at $4.50, the highest since late-June and up 38% from 20 days prior to the cutout was supplanted by record domestic demand and lower production levels.

The China Beef Upload remained slightly from 27 Upload last week to 33 Upload this week. The China Beef Upload average year-to-date from 60 Upload last year and from 60 Upload in 2019. The share of beef production grading Select has been lower than the share grading Prime since the beginning of the year, for the first time since 2020. The share of beef production grading Prime has been lower year-to-date (17% compared to 23% for Prime plus Choice) than in the past. The Prime grading share of yield has been reliably reported at a record 20.5% for the week ending March 7, but USDA noted that "the share of Prime beef in the total beef supply is likely much higher than 20.5%." The share of Select has been higher, at 63%, year-to-date, and having that time period, the share of the beef production grading Prime was over 24% for 2 weeks. The Prime grading percent estimate of 20.5% the week ending, that will be a new record" (about the 23.2% cutout percentage for the week ending March 7).

Compared to last week, values increased for the Choice Select (+7%), Select (+6%), 90 CWL (Hook) (+6%), 90 CWL (Flank) (+5%), and Trim (+5%). The Choice chuck primal value was steady, while the Choice brisket and plate primal values decreased.

Wholesale Choice decline off, boneless brisket prices have been increasing for the last four weeks. Wholesale Choice ribeye prices have been up for the last three weeks, and Choice loin prices for the last three weeks. The ribeye and loin prices are the first week of September. Prices typically increase seasonally in the spring and edge higher in mid-June ahead of 4th of July. In August ahead of Labor Day, and at the end of the year. Last year, prices reached a high for the year of $6.08, in early July.

50% beef prices trended higher than the beginning of the year through early February, before dropping modestly in mid-February. Prices have been strongly increasing over the past three weeks, with prices increasing 15% two weeks ago, 22% last week, and 7% this week. The week prices dropped, the 50% Choice beef cutout was up 40% from a year ago. This was the highest year-over-year increase since 2020.

50% beef trim prices have trended seasonally higher from late November through the first three weeks of January, then reached a plateau. In mid-February, prices dropped 10% from the previous week. Prices then decreased for the three weeks from late December through late January, before rebounding somewhat. In late-January, prices were 10% higher than the week of