美国红肉新闻纵览

www.usmef.org.cn
更新日期2026. 03. 06
VOL. 72

美国牛肉市场趋势

美国牛肉市场动向

精选级牛胴体综合价在9月第一周达到4.14美元/磅的历史高点后，于11月初至1月上旬连续九周下跌，随后至2月上旬的五周内持续反弹。此前两周价格略有回落，但本周反弹3%至3.77美元/磅，为11月初以来最高值。受国内创纪录的需求及较低的产量水平支撑，精选级胴体综合价较去年同期上涨20%，较2024年同期上涨24%。

本周精选级与可选级牛胴体综合价差从上周的5.12美元/百磅扩大至8.22美元/百磅，低于去年同期的9.69美元/百磅及2024年同期的10.96美元/百磅。

自11月初以来，谷饲牛肉生产中可选级（Select）占比持续低于极佳级（Prime）。截至2月21日当周（最新可用数据），可选级占比仅为8.4%，而极佳级占比达15.1%，创历史新高（精选级为73.6%）。在过去16周的数据中，极佳级占比每周均超过13%，其中有八周超过14%。

本周精选级牛胴体所有初级分割部位价格环比均上涨：前胸（brisket）上涨4%、腹胁（flank）上涨4%、胸腹（short plate）上涨4%、肋脊（rib）上涨3%、腰脊（loin）上涨3%、肩胛（chuck）上涨3%、后腿（round）上涨3%。

精选级后腿部位价格自年初以来持续走高。本周精选级针扒价格达到4.63美元/磅，较去年同期及2024年同期均上涨32%，为去年9月以来最高（去年9月该产品价格创下年度峰值5.02美元/磅）。

本周精选级烩扒价格上涨至4.32美元/磅，较去年同期上涨36%，较2024年同期上涨45%，为去年9月以来最高（去年9月该价格创下年度峰值4.66美元/磅）。

精选级牛霖价格本周上涨至4.66美元/磅，较去年同期上涨11%，较2024年同期上涨29%，为去年11月以来最高（去年9月该价格创下年度峰值5.12美元/磅）。

50%牛碎肉价格自年初至2月初持续上涨，此前两周小幅回落。本周价格反弹1.5%至1.53美元/磅，较去年同期上涨39%，较2024年同期上涨50%。

90%牛碎肉价格于去年9月初创下4.35美元/磅的历史高点，随后至12月中旬总体呈下跌趋势，但此后总体反弹。本周均价环比上涨0.4%至4.28美元/磅，为10月初以来最高。该价格较去年同期上涨13%，较2024年同期上涨37%。由于母牛屠宰量减少导致瘦牛肉供应趋紧，而需求依然强劲。进口90%牛碎肉价格在去年11月中旬创下4.01美元/磅的纪录。本周均价环比微涨0.3%至3.88美元/磅，较去年同期上涨23%，较2024年同期上涨48。自2025年4月至11月中旬，来自墨西哥和加拿大以外国家的进口牛肉碎肉需加征至少10%的对等关税，11月中旬总统特朗普下令立即取消对牛肉（及其他特定产品）的对等关税，因此90%瘦牛肉进口不再有额外关税。此外，牛肉也豁免于自2月24日起征收的10%临时全球关税。

本周预估牛肉产量为4.617亿磅，环比增长0.1%，但同比下降6.5%。2026年初至今累计产量同比下降5.5%。

本周预估活牛屠宰量为51.6万头，与上周持平，同比下降9.3%。年初至今累计屠宰量同比下降7.6%。

本周活牛宰前均重1,469磅，环比增加1磅，同比增加34磅；宰后胴体均重897磅，环比增加1磅，同比增加27磅。

本周五活牛现货价格较上周五上涨2.50美元/百磅，均价达243.51美元/百磅。活牛期货合约周五成交价如下：2月合约244.00美元/百磅（较上周五下跌2.58），4月合约232.23美元/百磅（下跌9.77），6月合约229.15美元/百磅（下跌8.38）。

2026年2月13日至19日，美国牛肉出口量13,302吨，较前一周略有下降，其中对华出口量为0吨

美国牛肉市场趋势

胴体综合价	单位：美元/磅
$ 3.77	^ $ 0.11
前一周 $3.66	

屠宰数量	单位：头
51.6万	0.0 %
前一周 51.6万	

牛肉产量	单位：磅
4.617亿	^ 0.1 %
前一周 4.612亿	

活牛价格	单位：美元/100磅
$ 243.51	^ $ 2.50
前一周 $241.01	

吨

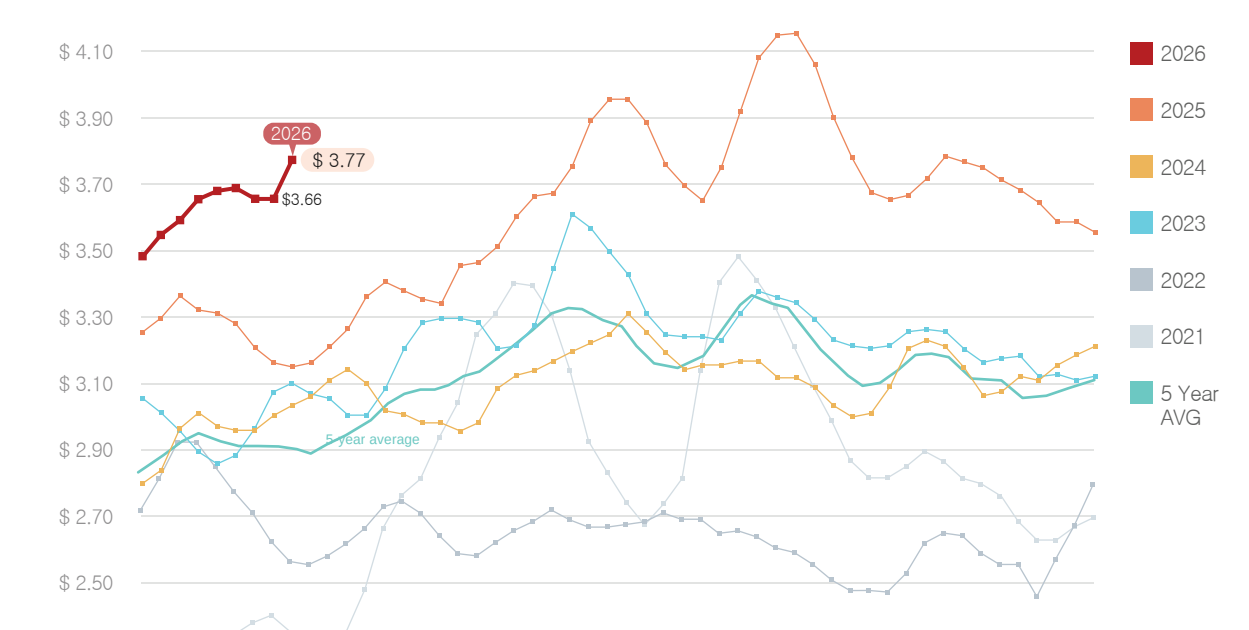

注：2026年2月19日更新。 / *2026年1月1日至2月19日，出口总量0吨

周度牛胴体综合价

美元/磅

牛肉初级分割品价格

美元/磅

Beef	Choice cutout	Select cutout	CHOICE							
			Rib	Chuck	Round	Loin	Brisket	Short Plate	Flank	50CL trim
3/1/2024	3.03	2.92	4.59	2.60	2.62	3.97	2.30	2.09	1.42	1.02
2/28/2025	3.13	3.03	4.67	2.63	2.82	4.07	2.40	2.19	1.48	1.10
2/27/2026	3.77	3.69	5.12	3.29	3.42	4.89	3.05	2.71	1.86	1.53
与去年相比	20%	22%	10%	25%	22%	20%	27%	24%	26%	39%
与2023年相比	24%	26%	12%	26%	31%	23%	33%	30%	31%	50%

注: 上述价格为初级分割品价格，且是美国国内的批发价格，因此与出口价格存在差异

美国猪肉市场趋势

美国猪肉市场动向

猪胴体综合价自12月底至1月初走低后，1月下旬出现反弹。随后从1月底至2月中旬，价格持续稳定在0.95美元/磅。此后两周持续反弹，本周上涨1.4%至0.97美元/磅，较去年同期下跌1%，较2024年同期上涨6%。

本周猪胴体各初级分割部位价格环比变动情况方面：五花（belly）上涨4%、颈肩（butt）上涨2%、腰脊（loin）上涨2%、前腿（picnic）上涨1.5%，后腿（ham）价格下跌1%，肋排（rib）价格下跌2%。

重磅带骨后腿价格从11月下旬至12月前三周呈季节性上涨，并于12月中旬达到1.07美元/磅，为9月中旬以来最高点。随后价格从12月底至1月初连续三周下跌，1月中旬开始有所反弹。前四周价格平均在0.85至0.86美元/磅之间，但本周价格环比下跌2%至0.84美元/磅，该价格较去年同期上涨1%，较2024年同期下跌1%。

现货箱装去骨后腿肉价格因交易量清淡而持续波动。本周交易量为10.8万磅，高于上周的4.0万磅及两周前的8.3万磅。本周成交价在1.35至2.07美元/磅之间，均价为1.46美元/磅，环比下跌6%，为近七周以来最低点。该价格较去年同期下跌11%，但较2024年同期上涨1%。

本周预估猪肉产量为5.484亿磅，环比增长0.7%（#1），同比增长0.6%。

本周生猪屠宰量为251.6万头，环比增长0.9%（#2），但同比下降0.4%。

生猪宰前均重292磅，环比下降1磅，同比增加2磅；宰后胴体均重218磅，环比持平，同比增加2磅。

本周现货生猪价格较上周上涨1.42美元/百磅，均价达90.38美元/百磅。瘦肉猪期货合约周五成交价如下：4月合约95.73美元/百磅（较上周五上涨2.05），5月合约100.13美元/百磅（上涨1.84），6月合约109.55美元/百磅（上涨1.72），7月合约111.68美元/百磅（上涨1.83）。

2026年2月13日至19日，美国猪肉出口量41,092吨，环比增长15%，其中对华出口量为4,202吨，环比增长70%。

美国猪肉市场趋势

胴体综合价	单位：美元/磅
$ 0.97	^ $ 0.01
前一周 $0.96	

屠宰数量	单位：头
251.6万	^ 0.9 %
前一周 249.3万	

猪肉产量	单位：磅
5.484亿	^ 0.7 %
前一周 5.444亿	

生猪价格	单位：美元/100磅
$ 90.38	^ $ 1.42
前一周 $88.96	

#1 美国农业部
将上周产量数据修正为5.444亿磅

#2 美国农业部
将上周屠宰量数据修正为249.3万头

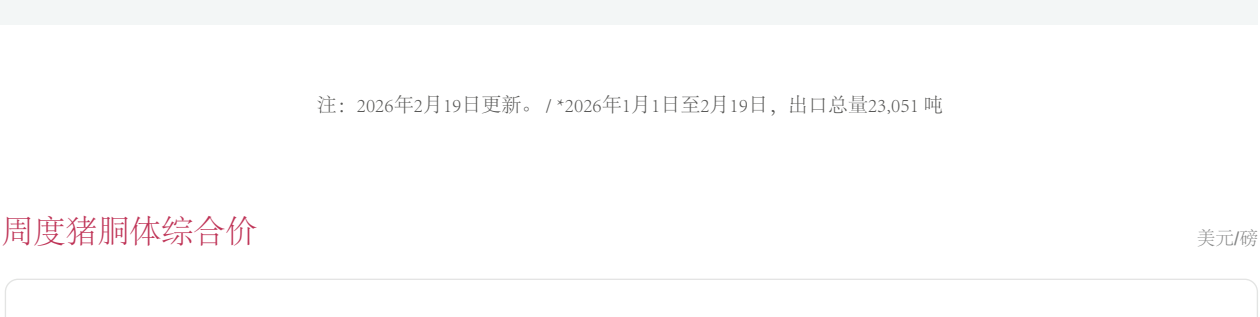

吨

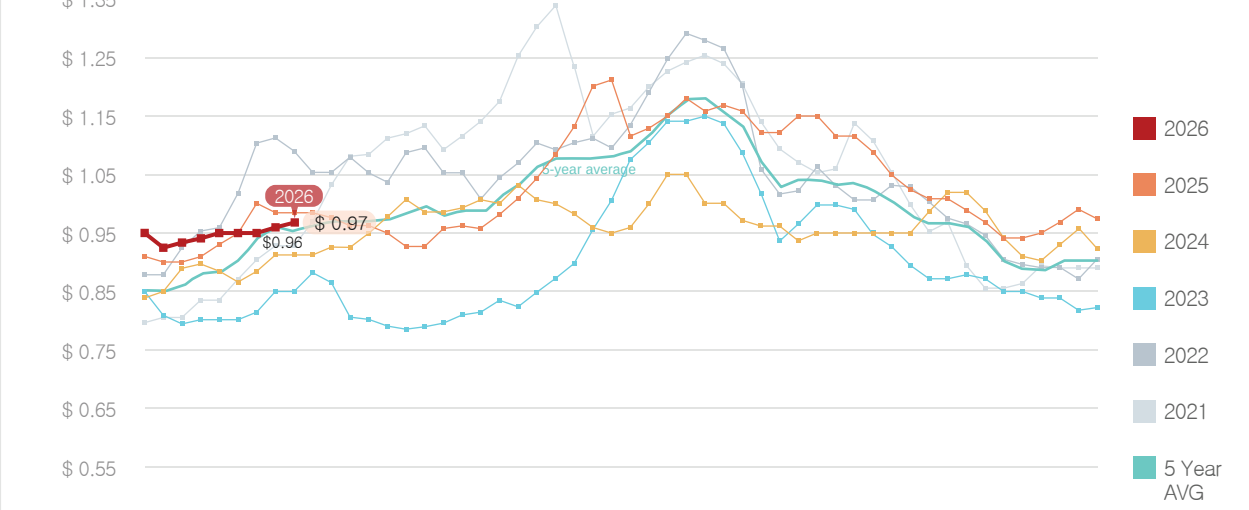

注：2026年2月19日更新。 / *2026年1月1日至2月19日，出口总量23,051 吨

周度猪胴体综合价

美元/磅

猪肉初级分割品价格

美元/磅

Pork	Cutout	Loin	Butt	Picnic	Rib	Ham	Belly
3/1/2024	0.92	0.85	1.10	0.67	1.55	0.83	1.26
2/28/2025	0.98	0.88	1.10	0.70	1.50	0.84	1.55
2/27/2026	0.97	0.93	1.15	0.70	1.61	0.83	1.44
与去年相比	-1%	6%	5%	0%	7%	-2%	-7%
与2023年相比	6%	9%	5%	5%	4%	0%	15%

注: 上述价格为初级分割品价格，且是美国国内的批发价格，因此与出口价格存在差异.

USDA 数据报告

美国农业部发布最新报告

上周美国农业部（USDA）发布了截至1月31日的冷库库存报告。报告显示，冷冻牛肉库存总量为4.349亿磅，环比基本持平，同比下降4%。冷冻猪肉库存总量为4.104亿磅，环比增长6%，同比增长1%。

美国牛肉冷冻库存

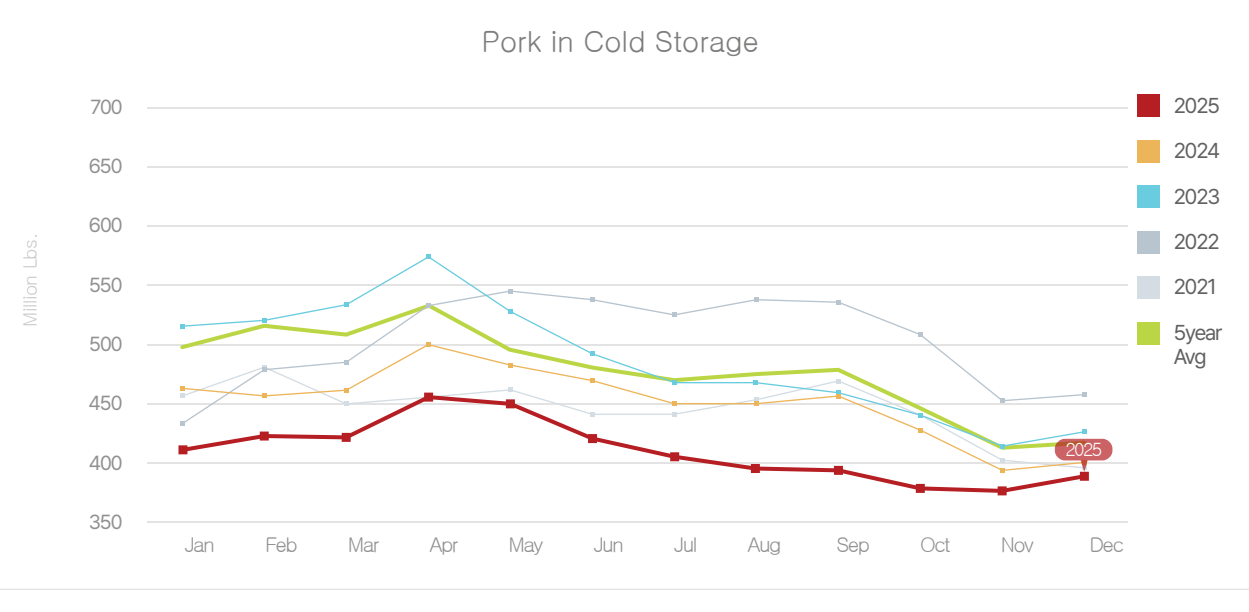

美国猪肉冷冻库存

美国牛肉批发价格(美国农业部精选级)

单位：美元/千克，工厂交货价

以下价格信息是美国农业部(USDA)发布的美国国内流通平均批发价，请参考，并留意该价格与出口价格有差异。

IMPS # 产品	1月平均	2/7	2/14	2/21	2/28	2月平均
112A Ribeye Roll, boneless, light	22.53	23.37	22.80	23.54	24.59	23.58
114 Shoulder clod	8.77	8.72	8.65	8.73	8.97	8.77
116A Chuck Roll neck-off	13.92	12.45	11.40	10.57	11.01	11.36
120 Brisket, boneless	9.64	9.10	9.07	9.01	9.41	9.15
123A Short Rib	12.79	12.95	13.11	12.91	13.02	13.00
160 Round, bone-in	10.68	9.37	0.00	9.55	10.92	7.46
167A Knuckle, peeled	9.43	9.62	9.72	9.90	10.24	9.87
168 Top Inside Round	9.32	9.56	9.82	9.80	10.19	9.84
170 Gooseneck Round 18-33	11.31	9.11	9.34	9.36	9.51	9.33
180 Strip Loin, boneless. 1x1	20.01	21.15	21.55	21.73	22.33	21.69
184 Loin, top butt, boneless	11.94	12.72	13.13	13.29	13.80	13.24
189A Tenderloin trimmed heavy	31.36	31.07	31.03	30.85	32.45	31.35
193 Flank Steak	13.44	13.53	14.05	14.61	15.74	14.48
Primal cut, Rib	10.55	11.02	10.74	10.97	11.27	11.00
Primal cut, Arm Chuck	7.57	7.47	7.20	7.02	7.23	7.23
Primal cut, Round	7.07	7.28	7.33	7.34	7.53	7.37
Primal cut, Loin	9.84	10.20	10.39	10.42	10.76	10.44

牛上脑

$/Kg

123A 牛小排(带骨)

$/Kg

美国猪肉批发价格

单位：美元/千克，工厂交货价

以下价格信息是美国农业部(USDA)发布的美国国内流通平均批发价，请参考，并留意该价格与出口价格有差异

BPN # 产品	类似 IMPS#	1月平均	2/7	2/14	2/21	2/28	2月平均
U40 Loin, trim	410	2.15	2.23	2.33	2.39	2.41	2.34
U41 Tenderloin, 1.25 down	415	4.07	4.16	4.12	4.13	4.20	4.15
U50 Picnic, smkr trm combo	405	1.63	1.65	1.83	1.75	1.78	1.75
U42 Boston butt trim	406	2.74	2.74	2.82	2.82	2.84	2.81
U44 Sparerib. 25#/dn-lgt	416	3.78	4.06	4.44	4.62	4.48	4.40
U46 Ham, bone in trimmed	401	2.11	2.17	-	2.16	-	2.17
U48 Belly, skin-on, fresh	408	3.34	3.50	3.42	3.37	3.50	3.45
U54 Front Feet, Toes on	420	1.32	1.19	1.11	1.12	1.42	1.21
U51 Neck Bones	421	0.85	0.94	0.87	0.96	0.97	0.94
Cheek Meat, trimmed	N/A	2.31	2.31	2.31	2.31	2.31	2.31
Al Backribs 2.0#/up 1 pc Vac, FZN	422	5.84	-	5.82	6.11	-	5.97

胴体价格

单位：美元/千克，工厂交货价

	1月平均	2/7	2/14	2/21	2/28	2月平均
Beef Carcass	773.24	791.38	793.52	797.81	813.82	799.13
Pork Carcass	205.87	209.04	209.37	211.29	214.32	211.01

牛胴体

$/100Kg

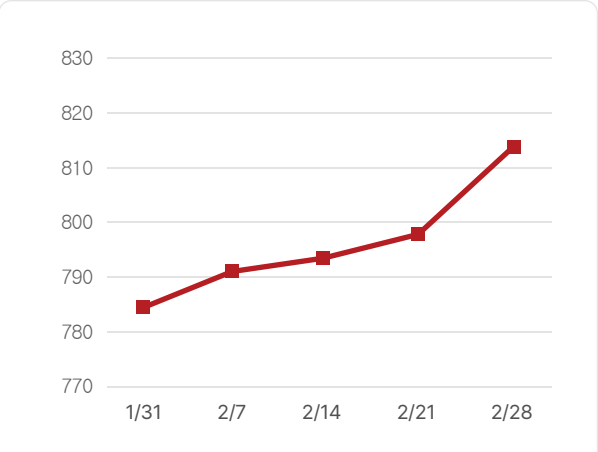

猪胴体

$/100Kg

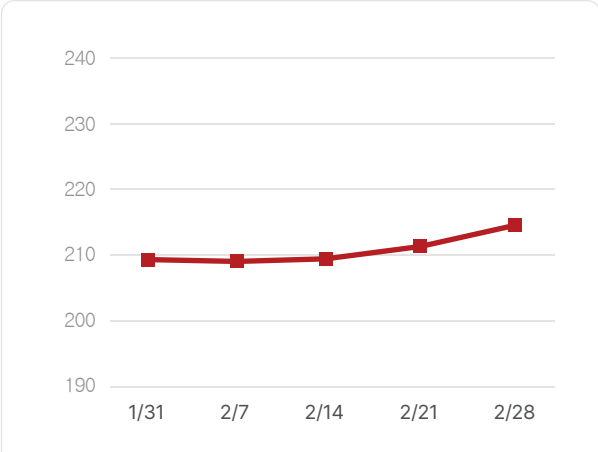

来源：USDA/FAS

禁止擅自摘录和刊登在MEF NEWSLINE上的所有文章。 必要时请一定要事先取得批准。

本邮件是根据会员注册时提供的信息发送给顾客的NEWSLINE邮件服务。
如果您不想接收邮件，请登录网站后，在修改会员信息时，在“MEF NEWSLINE”拒绝接收电子邮件栏中进行确认。

美国肉类出口协会
编辑 : 美国肉类出口协会北京代表处
北京市朝阳区亮马桥路42号 光明饭店写字楼303室
电话 : +86 10 8441 8455

Published by U.S. Meat Export Federation (USMEF) 2026

MEF NEWSLINE

www.usmef.org.cn

UPDATE 2026. 03. 06

U.S. beef market trends

U.S. Beef Market Trends

U.S. beef market trends

Cutout	Unit: Dollar/pound
$ 3.77	^ $ 0.11
Previous week $3.66	

Slaughter Number	Unit: Head
516,000	0.0 %
Previous week 516,000	

Beef Production	Unit: Pound
461.7 million	^ 0.1 %
Previous week 461.2million	

Live Cattle	Unit: Dollar/100 pound
$ 243.51	^ $ 2.50
Previous week $241.01	

The Choice beef cutout reached a record high of $4.14/lb. the first week of September. Prices decreased for nine consecutive weeks from the beginning of November through early January, but the Choice cutout then trended higher for five weeks through early February. The cutout edged lower over the previous two weeks, but this week it rebounded by 3% to $3.77/lb., which was the highest since early November. The Choice cutout was up 20% from last year and up 24% from 2024 as prices continue to be supported by record domestic demand and lower production levels.

The Choice/Select spread widened from $5.12/cwt last week to $8.22/cwt this week. The Choice/Select spread was down from $9.69/cwt last year and from $10.96/cwt in 2024. The share of fed beef production grading Select has been lower than the share grading Prime since the beginning of November. For the week ending Feb 21 (the latest available data), the Select grading percent was only 8.4% compared to a new record high of 15.1% for Prime (and 73.6% for Choice). The Prime grading percentage has been above 13% every week for the past 16 weeks of data, and during that time period, the share of fed beef production grading Prime was over 14% for eight weeks.

Compared to last week, values increased for all the Choice beef primals: brisket (+4%), flank (+4%), short plate (+4%), rib (+3%), loin (+3%), chuck (+3%), and round (+3%).

Prices for Choice beef rounds have been trending higher since the beginning of the year. This week, Choice top inside round prices reached $4.63/lb., up 32% from last year and from 2024 and the highest since September (prices peaked at a high for the year at $5.02 last September).

Prices for Choice gooseneck rounds increased to $4.32/lb., up 36% from last year and up 45% from 2024 and the highest since last September (prices peaked last year at $4.66/lb. in September).

Choice knuckle prices increased to $4.66/lb. this week, up 11% from last year and up 29% from 2024 and the highest since November (prices peaked last year at $5.12/lb. in September).

50% beef trim prices trended higher from the beginning of the year through early February, before dipping modestly over the last two weeks. Prices rebounded by 1.5% this week to $1.53/lb., which was up 39% from last year and up 50% from 2024.

90% beef trim prices reached a record high of $4.35/lb. at the beginning of September. Prices then trended mostly lower through mid-December, but prices have been trending mostly higher since then. This week, prices averaged up 0.4% from last week to $4.28/lb., which was the highest since early October. Prices were up 13% from last year and up 37% from 2024. Demand remains strong and supplies are tighter for domestic lean beef due to smaller cow slaughter. Imported 90% beef trim prices reached a record $4.01/lb. in mid-November. Prices edged up 0.3% from last week to an average of $3.88/lb. this week, which was up 23% from last year and up 48% from 2024. Imported beef trim from countries except Mexico and Canada was subject to an additional reciprocal duty of at least 10% from April through mid-November 2025 when President Trump ordered the immediate removal of reciprocal tariffs on beef (among other select products), so 90% lean imports no longer have an additional tariff. And beef is exempt from the temporary 10% global tariff to be imposed starting February 24.

Weekly estimated beef production was 461.7 million lbs., up 0.1% from last week but down 6.5% from last year. 2026 year-to-date production was down 5.5% from last year.

Weekly estimated slaughter was 516,000 head, steady with last week and down 9.3% from last year. Year-to-date slaughter was down 7.6% from last year.

Live weights averaged 1,469 lbs., up 1 lb. from last week and up 34 lbs. from last year. Dressed weights averaged 897 lbs., up 1 lb. from last week and up 27 lbs. from last year.

Cash steer prices increased by $2.50/cwt from last Friday to an average of $243.51/cwt.

Live cattle futures contracts traded at: February: $244.00 (-$2.58 from last Friday), April: $232.23 (-$9.77), and June: $229.15 (-$8.38).

From February 13 to 19, 2026, U.S. beef exports decreased slightly from the previous week to 13,302 tons, of which exports to China was 0.

Ton

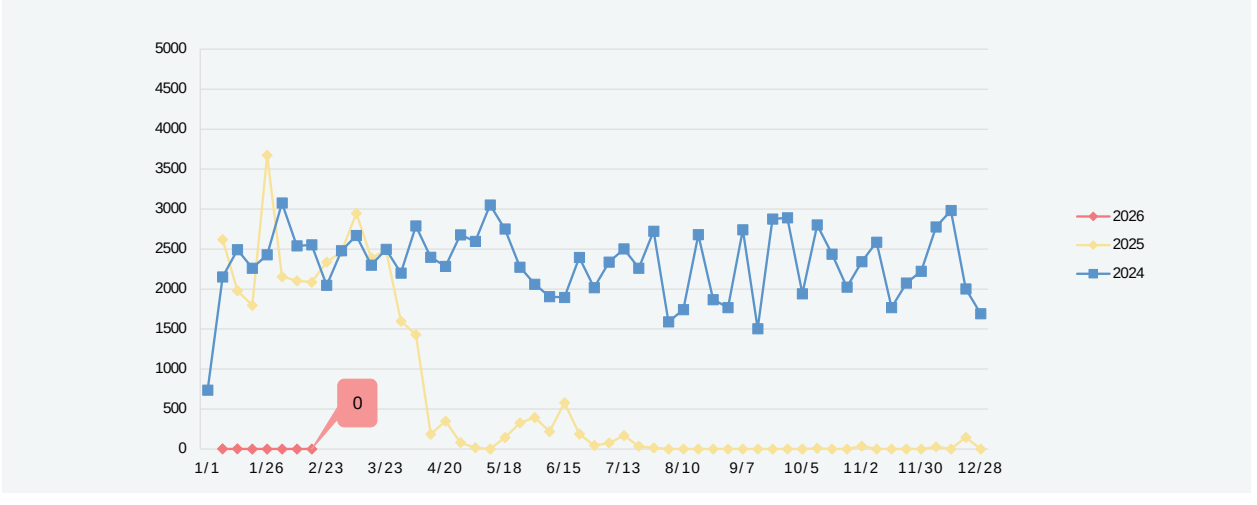

*Note: Update February 19, 2026./ *Exports from January 1 to February 19, 2026 totaled 0 tons

Beef Primal Values

Dollar/pound

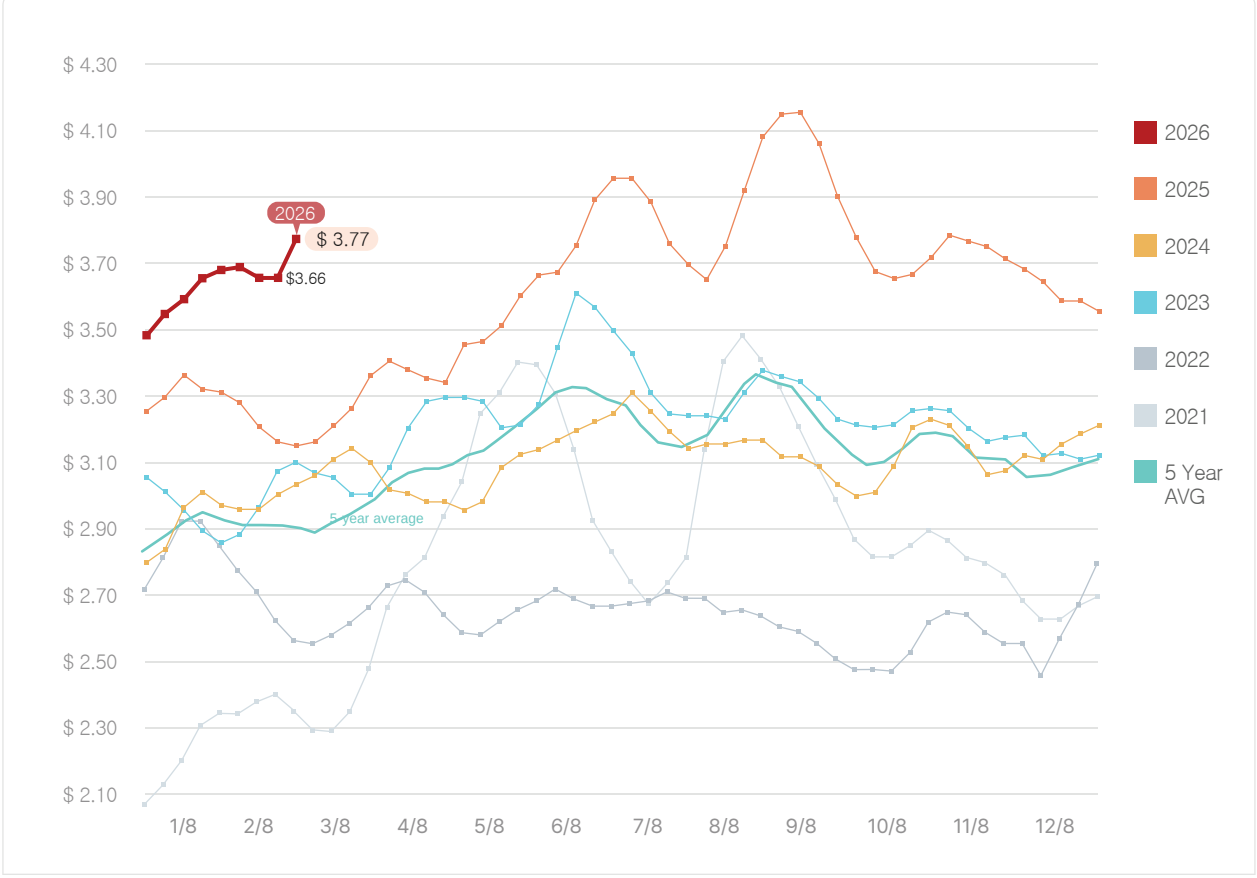

Beef Primal Values

Dollar/pound

Beef	Choice cutout	Select cutout	CHOICE							
			Rib	Chuck	Round	Loin	Brisket	Short Plate	Flank	50CL trim
3/1/2024	3.03	2.92	4.59	2.60	2.62	3.97	2.30	2.09	1.42	1.02
2/28/2025	3.13	3.03	4.67	2.63	2.82	4.07	2.40	2.19	1.48	1.10
2/27/2026	3.77	3.69	5.12	3.29	3.42	4.89	3.05	2.71	1.86	1.53
Compared to 2024	20%	22%	10%	25%	22%	20%	27%	24%	26%	39%
Compared to 2023	24%	26%	12%	26%	31%	23%	33%	30%	31%	50%

Note: The above price is a wholesale price in the United States based on the primal and may differ from export prices

U.S. pork market trends

U.S. Pork Market Trend

U.S. pork market trends

Cutout	Unit: Dollar/pound
$ 0.97	^ $ 0.01
Previous week $0.96	

Slaughter Number	Unit: Head
2.516 million	^ 0.9 %
Previous week 2.493million	

Pork Production	Unit: Pound
548.4 million	^ 0.7 %
Previous week 544.4million	

Live Hog	Unit: Dollar/100 pound
$ 90.38	^ $ 1.42
Previous week $88.96	

#1 USDA revised last week data to 544.4 million lbs

#2 USDA revised last week data to 2.493 million head

After trending lower from late December through early January, the pork cutout trended higher the second half of January. The cutout then held at an average of $0.95/lb. from late January through mid-February. The cutout has since trended higher over the last two weeks, and this week, it increased by 1.4% to $0.97/lb., which was down 1% from last year but up 6% from 2024.

Compared to last week, values increased to for the belly (+4%), butt (+2%), loin (+2%), and picnic (+1.5%) primals, while values decreased for the ham (-1%) and rib (-2%) primals.

Heavy bone-in ham prices trended seasonally higher from late November through the first three weeks of December and reached $1.07/lb. in mid-December, which was the highest since mid-September. Prices then decreased for the three weeks from late December through early January before rebounding somewhat in mid-January. Over the previous four weeks, prices averaged between $0.85 and $0.86/lb., but this week, prices decreased by 2% from last week to $0.84/lb., which was up 1% from last year but down 1% from 2024.

Reported spot boneless, boxed rollout ham prices can be volatile on thin trading volumes. This week, the trading volume was 108,000 lbs., up from 40,000 lbs. last week and from 83,000 lbs. two weeks ago. Prices traded in a range between $1.35 and $2.07/lb. this week for an average of $1.46/lb., which was down 6% from last week and the lowest in seven weeks. This week, prices were down 11% from last year but up 1% from 2024.

Weekly estimated pork production was 548.4 million lbs., up 0.7% from last week (#1) and up 0.6% from last year.

Weekly hog slaughter was 2.516 million head, up 0.9% from last week(#2) but down 0.4% from last year.

Live weights averaged 292 lbs., down 1 lb. from last week but up 2 lbs. from last year. Dressed weights averaged 218 lbs., steady with last week and up 2 lbs. from last year.

Cash hog prices increased by $1.42/cwt from last week to an average of $90.38/cwt.

Lean hog futures contracts traded at: April: $95.73 (+$2.05 from last Friday), May: $100.13 (+$1.84), June: $109.55 (+$1.72), and July: $111.68 (+$1.83).

From February 13 to 19, 2026, U.S. pork exports increased 15% from the previous week to 41,092 tons, of which exports to China was 4,202 tons, up 70% from the previous week.

Ton

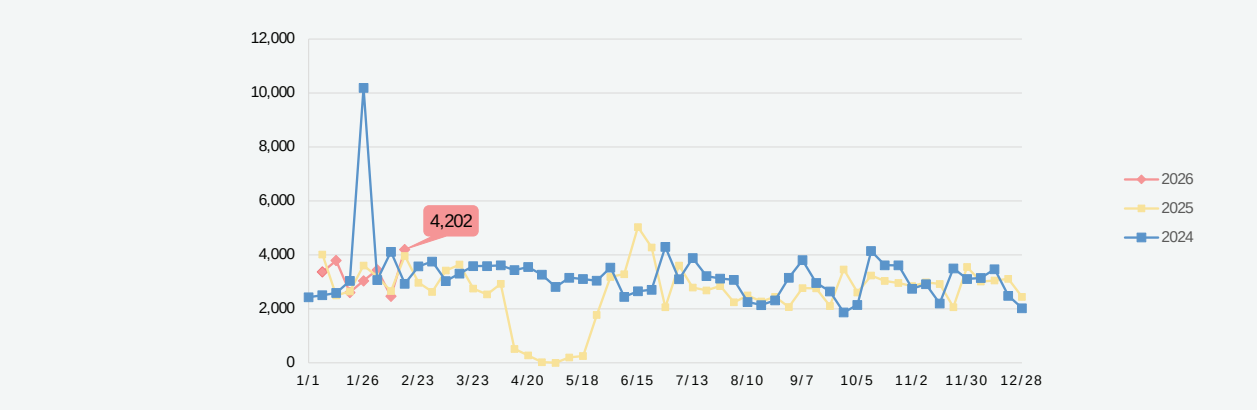

*Note: Update February 19, 2026./ *Exports from January 1 to February 19, 2026 totaled 23,051 tons

Pork Cutout Weekly Price

Dollar/pound

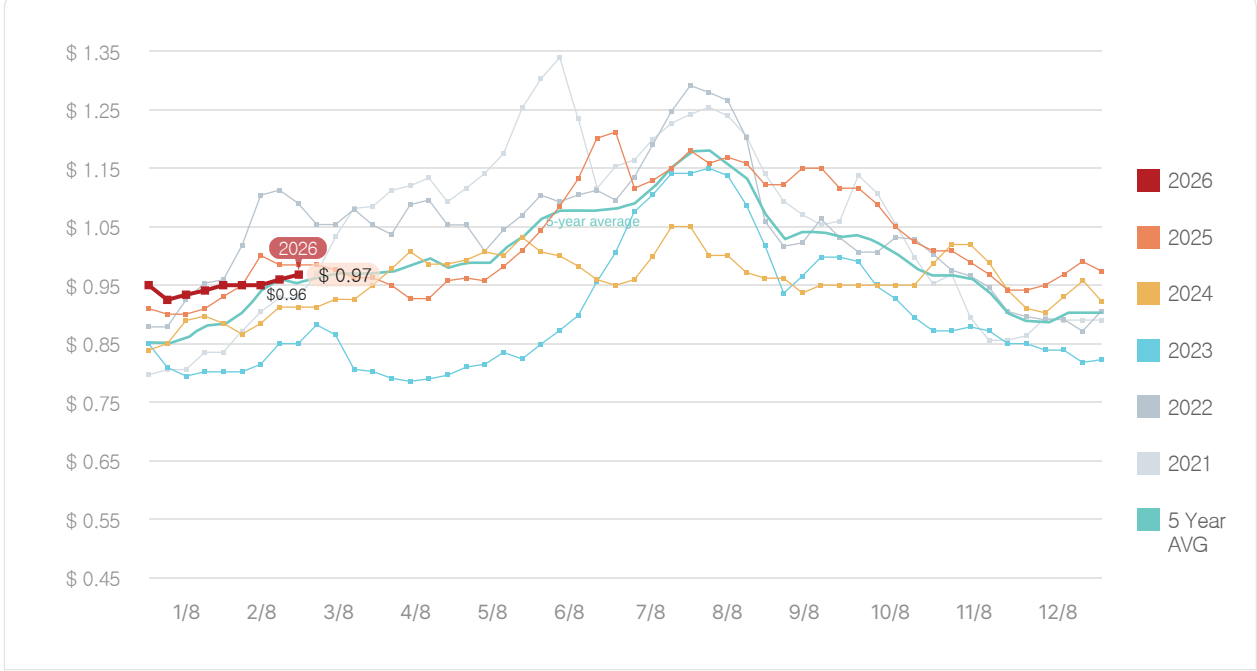

Pork Primal Values

Dollar/pound

Pork	Cutout	Loin	Butt	Picnic	Rib	Ham	Belly
3/1/2024	0.92	0.85	1.10	0.67	1.55	0.83	1.26
2/28/2025	0.98	0.88	1.10	0.70	1.50	0.84	1.55
2/27/2026	0.97	0.93	1.15	0.70	1.61	0.83	1.44
Compared to 2024	−1%	6%	5%	0%	7%	−2%	−7%
Compared to 2023	6%	9%	5%	5%	4%	0%	15%

Note: The above price is a wholesale price in the United States based on the Big rib(primal) and may differ from export prices.

USDA Status Report

USDA Release New Reports

The U.S. Department of Agriculture (USDA) released its Cold Storage report last week, reflecting inventory levels as of January 31. As of that date, frozen beef inventories showed little change from the previous month but were down 4 percent year-over-year, totaling 434.9 million pounds. Frozen pork inventories increased 6 percent from the previous month and were up 1 percent year-over-year, reaching 410.4 million pounds.

Beef in Cold Storage

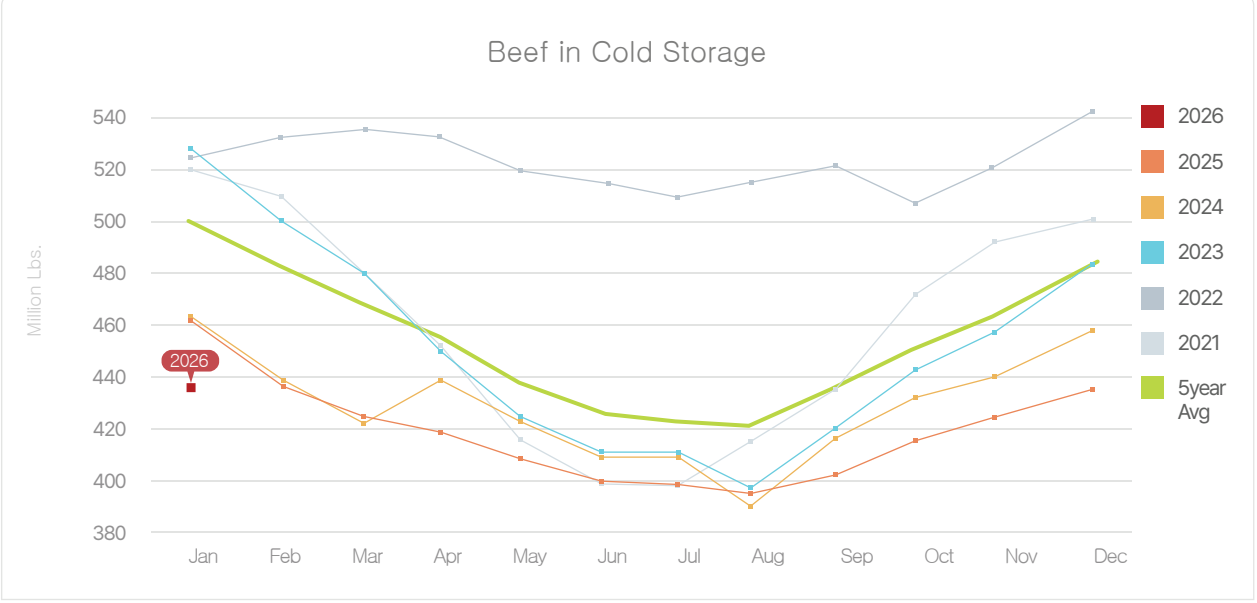

Pork in Cold Storage

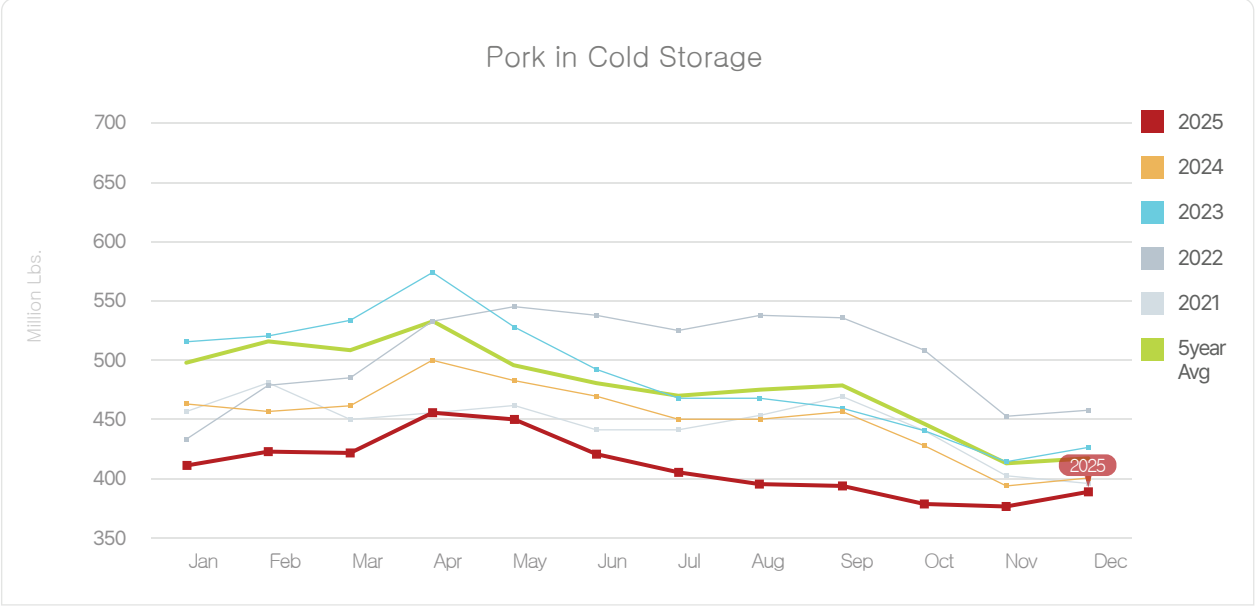

U.S. Beef Wholesale Prices (USDA CHOICE GRADE)

Unit : US $/kg, FOB Plant

Please note that the price information below is the average wholesale price for distribution in the U.S. as announced by the U.S. Department of Agriculture (USDA) and may differ from export prices.

IMPS # Item	January Average	2/7	2/14	2/21	2/28	February Average
112A Ribeye Roll, boneless, light	22.53	23.37	22.80	23.54	24.59	23.58
114 Shoulder clod	8.77	8.72	8.65	8.73	8.97	8.77
116A Chuck Roll neck-off	13.92	12.45	11.40	10.57	11.01	11.36
120 Brisket, boneless	9.64	9.10	9.07	9.01	9.41	9.15
123A Short Rib	12.79	12.95	13.11	12.91	13.02	13.00
160 Round, bone-in	10.68	9.37	0.00	9.55	10.92	7.46
167A Knuckle, peeled	9.43	9.62	9.72	9.90	10.24	9.87
168 Top Inside Round	9.32	9.56	9.82	9.80	10.19	9.84
170 Gooseneck Round 18–33	11.31	9.11	9.34	9.36	9.51	9.33
180 Strip Loin, boneless. 1x1	20.01	21.15	21.55	21.73	22.33	21.69
184 Loin, top butt, boneless	11.94	12.72	13.13	13.29	13.80	13.24
189A Tenderloin trimmed heavy	31.36	31.07	31.03	30.85	32.45	31.35
193 Flank Steak	13.44	13.53	14.05	14.61	15.74	14.48
Primal cut, Rib	10.55	11.02	10.74	10.97	11.27	11.00
Primal cut, Arm Chuck	7.57	7.47	7.20	7.02	7.23	7.23
Primal cut, Round	7.07	7.28	7.33	7.34	7.53	7.37
Primal cut, Loin	9.84	10.20	10.39	10.42	10.76	10.44

Beef Chuck Roll

$/Kg

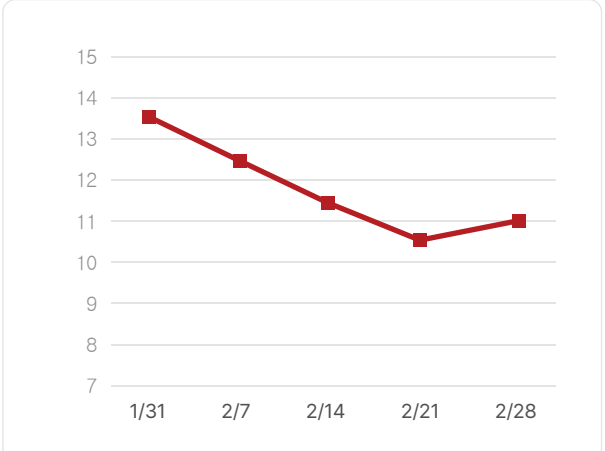

123A Short Rib

$/Kg

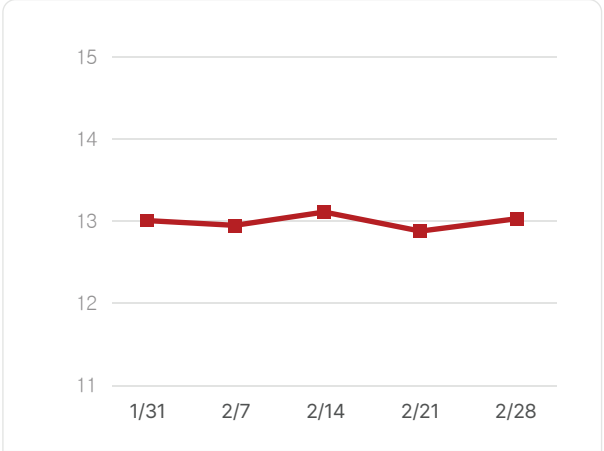

U.S. Pork Wholesale Prices

Unit: US $/kg, FOB Plant

Please note that the price information below is the average wholesale price for distribution in the U.S. as announced by the U.S. Department of Agriculture (USDA) and may differ from export prices.

BPN # Item	Similar IMPS#	January Average	2/7	2/14	2/21	2/28	February Average
U40 Loin, trim	410	2.15	2.23	2.33	2.39	2.41	2.34
U41 Tenderloin, 1.25 down	415	4.07	4.16	4.12	4.13	4.20	4.15
U50 Picnic, smkr trm combo	405	1.63	1.65	1.83	1.75	1.78	1.75
U42 Boston butt trim	406	2.74	2.74	2.82	2.82	2.84	2.81
U44 Sparerib. 25#/dn-lgt	416	3.78	4.06	4.44	4.62	4.48	4.40
U46 Ham, bone in trimmed	401	2.11	2.17	–	2.16	–	2.17
U48 Belly, skin-on, fresh	408	3.34	3.50	3.42	3.37	3.50	3.45
U54 Front Feet, Toes on	420	1.32	1.19	1.11	1.12	1.42	1.21
U51 Neck Bones	421	0.85	0.94	0.87	0.96	0.97	0.94
Cheek Meat, trimmed	N/A	2.31	2.31	2.31	2.31	2.31	2.31
Al Backribs 2.0#/up 1 pc Vac, FZN	422	5.84	–	5.82	6.11	–	5.97

CARCASS PRICE

Unit : US $/kg, FOB Plant

	January Average	2/7	2/14	2/21	2/28	February Average
Beef Carcass	773.24	791.38	793.52	797.81	813.82	799.13
Pork Carcass	205.87	209.04	209.37	211.29	214.32	211.01

Beef Carcass

$/100Kg

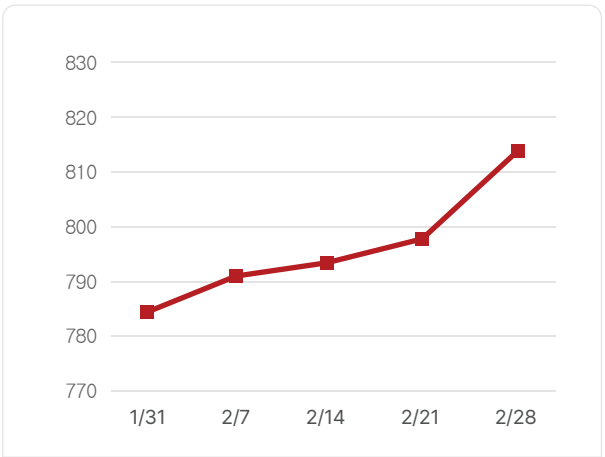

Pork Carcass

$/100Kg

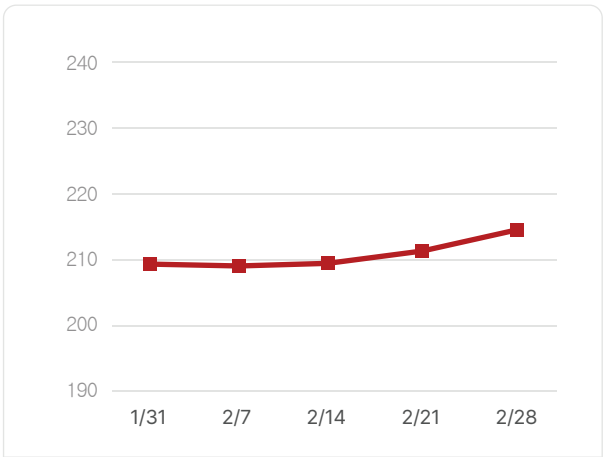

Souce: USDA/FAS

Unauthorized extraction and publication of all articles on MEF NEWSLINE is prohibited.
Please be sure to obtain permission in advance if necessary.

U.S. Meat Export Federation

U.S. Meat Export Federation, Beijing Representative Office
Suite 303, 3rd Floor, Guangming Hotel Office Bldg., No.42 Liangmaqiao Road, Chaoyang District, Beijing 100125, China
Tel: +86 10 8441 8455