美国肉类出口协会发行 2026

美国红肉新闻纵览

www.usmef.org.cn

更新日期 2026. 01. 09

美国牛肉市场趋势

美国牛肉市场动向

精选级牛胴体综合价于9月第一周触及4.14美元/磅的历史高点。随后价格在9月中旬至10月初的五周内回调，并于10月中旬企稳，维持在3.66美元/磅。10月最后两周价格回升，随后连续九周温和下跌直至本周。本周价格环比下跌2.1%至3.49美元/磅，为5月以来最低。该价格较去年同期上涨7%，较2024年同期上涨25。当前价格仍受到国内创纪录的需求及产量水平的支撑。

本周精选级与可选级牛胴体综合价差从上周的8.66美元/百磅继续收窄至4.22美元/百磅。该价差远低于去年同期的29.53美元/百磅及2024年同期的19.85美元/百磅。

精选级牛胴体各初级分割部位价格环比变动方面：胸腹（short plate）上涨3%、后腿（round）上涨2%、肩胛（chuck）上涨2%、腹胁（flank）上涨2%。前胸（brisket）下跌1%、腰脊（loin）下跌3%；而肋眼部位因年末假期后进入季节性淡季，本周价格大幅回调13%。

精选级上脑价格通常在12月上涨，并在1月因年初消费者从昂贵的节日牛排消费转向更经济实惠的冬季烤肉消费而得到支撑。本周精选级上脑价格环比上涨6%至5.69美元/磅，为2025年9月下旬以来最高（但仍远低于9月初6.85美元/磅的年度峰值）。上脑部位的价格通常在2月开始回落，并从此时至7月中旬维持性较低价位，随后在夏末/秋季再次上涨。

50%牛碎肉价格自5月中旬至7月中旬持续上涨，并于7月中旬创下2.62美元/磅纪录，主要受育肥牛产量锐减及季节性碎牛肉需求支撑。此后价格经历季节性回调，自10月中旬至11月中旬重现涨势，并于11月中旬触及1.74美元/磅的8月以来高点。随后价格持续走低直至年末，但本周环比反弹6%至1.32美元/磅，该价格较去年同期上涨47%，较2024年同期上涨138%。

90%牛碎肉价格于9月初达历史峰值4.35美元/磅，此后整体下行。但本周价格环比微涨0.6%至3.96美元/磅，该价格较去年及2024年同期分别上涨20%和55%。

本周（含新年假期）预估牛肉产量为4.237亿磅，环比（前一周包含圣诞假期）增长11.2%（#1），但同比下降4.6%。待12月数据发布后，预计2025年全年牛肉产量将同比下降约4%。

美国牛肉市场趋势

胴体综合价	单位：美元/磅
$ 3.49	∨ $ 0.07
前一周 $3.56	

屠宰数量	单位：头
47.4万	∧ 11.3 %
前一周 42.6万	

牛肉产量	单位：磅
4.237亿	∧ 11.2 %

本周预估活牛屠宰量为47.4万头，环比增长11.3%（#2），但同比下降6.1%。待12月数据发布后，预计2025年全年活牛屠宰量将同比下降约6.6%。

本周活牛宰前均重1,467磅，与上周持平，同比增加20磅；宰后胴体均重896磅，环比微降1磅，同比增加15磅。

活牛现货价格于8月底曾创下接近245美元/百磅的历史高点，随后持续走低至11月。12月价格有所反弹，上周五价格环比微涨0.4%。本周价格继续小幅上涨，周五均价为230.43美元/百磅，较上周五上涨1.30美元。

活牛期货合约自10月中旬至11月中旬因市场对政府调控牛肉价格政策的反应而持续深跌，并于11月中旬跌至7月初以来最低水平。12月合约有所反弹，本周五合约交易价格创10月中旬以来最高水平：26年2月合约236.00美元/百磅（较上周五上涨6.35），26年4月合约235.98美元/百磅（上涨6.28），26年6月合约230.35美元/百磅。

2025年12月19日至25日，美国牛肉出口量11,950吨，环比下降30%，其中对华出口145吨。

前一周 3.812亿

活牛价格

单位：美元/100磅

$ 230.43 ^ $ 1.30

前一周 $229.13

#1 美国农业部
将上周数据修正为3.812亿磅

#2 美国农业部
将上周数据修正为42.6万头

吨

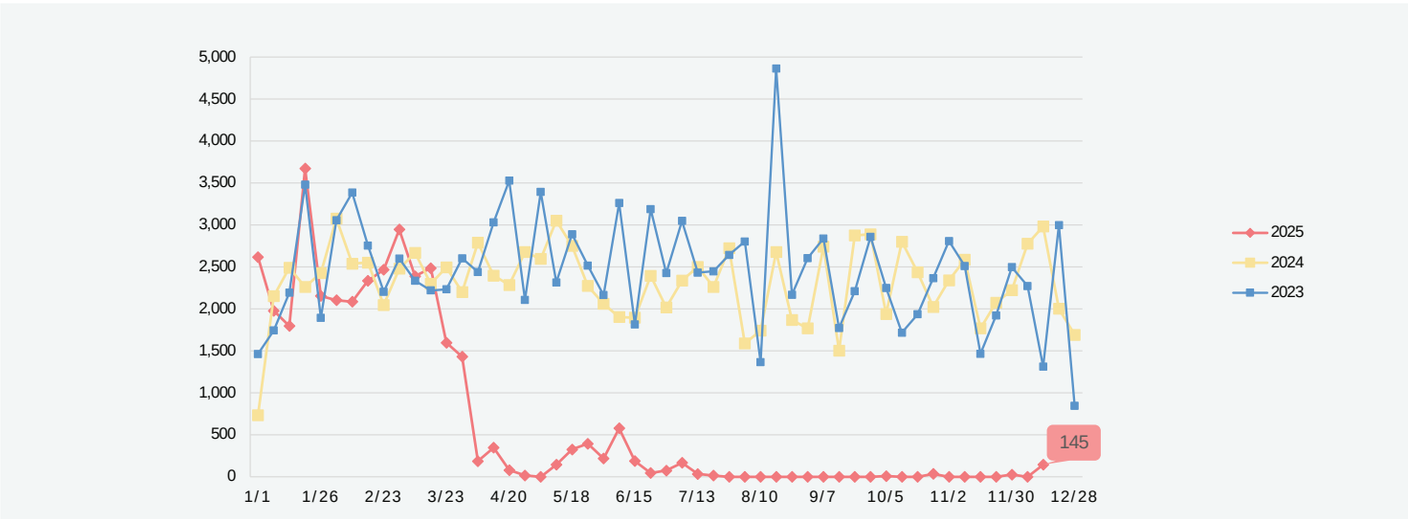

注：2025年12月25日更新。 / *2025年1月1日至12月25日，出口总量35,166吨

周度牛胴体综合价

美元/磅

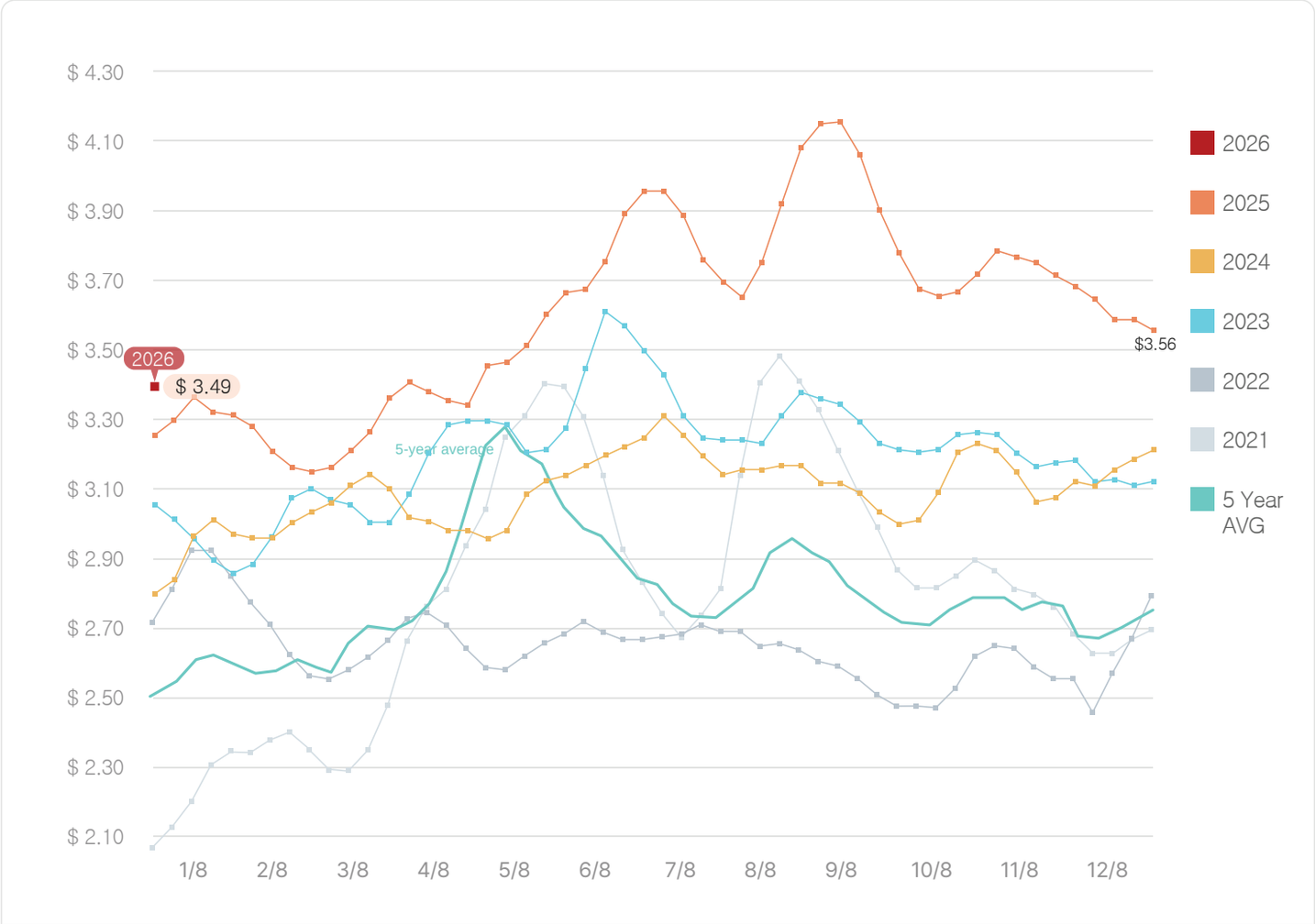

牛肉初级分割品价格

美元/磅

Beef	Choice cutout	Select cutout	CHOICE							
			Rib	Chuck	Round	Loin	Brisket	Short Plate	Flank	50CL trim
1/5/2024	2.79	2.59	4.66	2.32	2.14	3.77	2.59	1.69	1.28	0.55
1/3/2025	3.25	2.95	5.90	2.74	2.73	3.89	2.70	1.99	1.51	0.90
1/2/2026	3.49	3.45	4.87	3.19	3.08	4.34	3.14	2.37	1.65	1.32
与去年相比	7%	17%	-17%	16%	13%	12%	16%	19%	9%	47%
与2023年相比	25%	33%	5%	37%	44%	15%	21%	40%	29%	138%

注: 上述价格为初级分割品价格，且是美国国内的批发价格，因此与出口价格存在差异

美国猪肉市场趋势

美国猪肉市场动向

美国猪肉市场趋势

猪胴体综合价自5月中旬至6月底持续走高，并在6月末达1.21美元/磅，创2022年8月以来新高。

随后价格进入季节性下行通道，自10月初至11月底因生猪屠宰量季节性上升而连续九周下跌。猪胴体综合价在12月前三周保持上涨趋势，但过去两周转而下跌，本周继续环比下跌2.1%至0.95美元/磅，该价格较去年同期上涨4%，较2024年同期上涨12%。

猪胴体初级分割部位价格环比变动方面：肋排（rib）上涨3%、五花（belly）上涨2%、颈肩（butt）上涨1%、腰脊（loin）上涨0.5%。后腿（ham）下跌8%、前腿（picnic）下跌11%。

重磅带骨后腿价格在6月中旬冲高至1.21美元/磅后，于7月中旬至8月初再次攀升至相同高点，创2014年以来新高。随后自10月中旬至11月中旬连续六周回落。重磅带骨后腿价格从11月下旬至12月前三周重拾升势，两周前达到1.07美元/磅，为9月中旬以来最高点。上周因圣诞节备货已完成，价格环比下跌12%；本周价格再跌7%至0.84美元/磅，为六周以来最低。该价格较去年同期下跌1%，但较2024年同期上涨5%。

今年以来，现货箱装去骨后腿肉价格因交易量清淡持续波动。感恩节假期前成交量已有所放大，圣诞节前三周成交量再次扩大，随后在包含假期的12月最后两周放缓。本周交易量为4.9万磅，高于上周的3.7万磅，但低于两周前的15.1万磅。本周成交价区间为1.60-2.31美元/磅，均价1.87美元/磅，环比下跌2%，而上周均价曾创8月中旬以来最高水平。本周价格较去年及2024年同期分别上涨29%和26%。

本周（含新年假期）预估猪肉产量为4.871亿磅，环比（前一周包含圣诞节假期）增长12.6%，但同比下降2.0%。

本周生猪屠宰量为222.8万头，环比增长12.6%，但同比下降1.9%。

本周生猪宰前均重294磅，与上周及去年同期持平；宰后胴体均重219磅，亦与上周及去年同期持平。

12月31日（周三），现货生猪价格70.19美元/百磅，较前一周上涨3美元。瘦肉猪期货合约在12月有所反弹，本周初远期合约交易价格创9月末/10月初以来最高水平，周五有所回落：26年2月合约84.10美元/百磅（较上周五下跌0.43），26年4月合约89.10美元/百磅（下跌0.38），26年5月合约93.38美元/百磅（下跌0.05），26年6月合约102.38美元/百磅（下跌0.05）。

2025年12月19日至25日，美国猪肉出口量26,142吨，环比下降25%，其中对华出口3,110吨，环比增长2%。

胴体综合价

单位：美元/磅

$ 0.95 ∨ **$ 0.02**

前一周 $0.97

屠宰数量

单位：头

222.8万 ∧ **12.6 %**

前一周 197.8万

猪肉产量

单位：磅

4.871亿 ∧ **12.6 %**

前一周 4.325亿

生猪价格

单位：美元/100磅

$ 70.19 ∧ **$ 3.00**

前一周 $67.19

吨

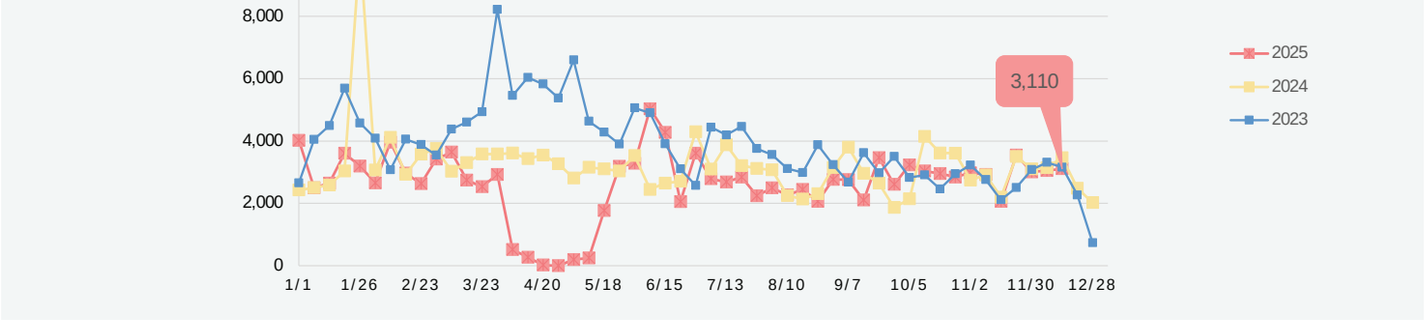

注：2025年12月25日更新。 / *2025年1月1日至12月25日，出口总量134,603 吨

周度猪胴体综合价

美元/磅

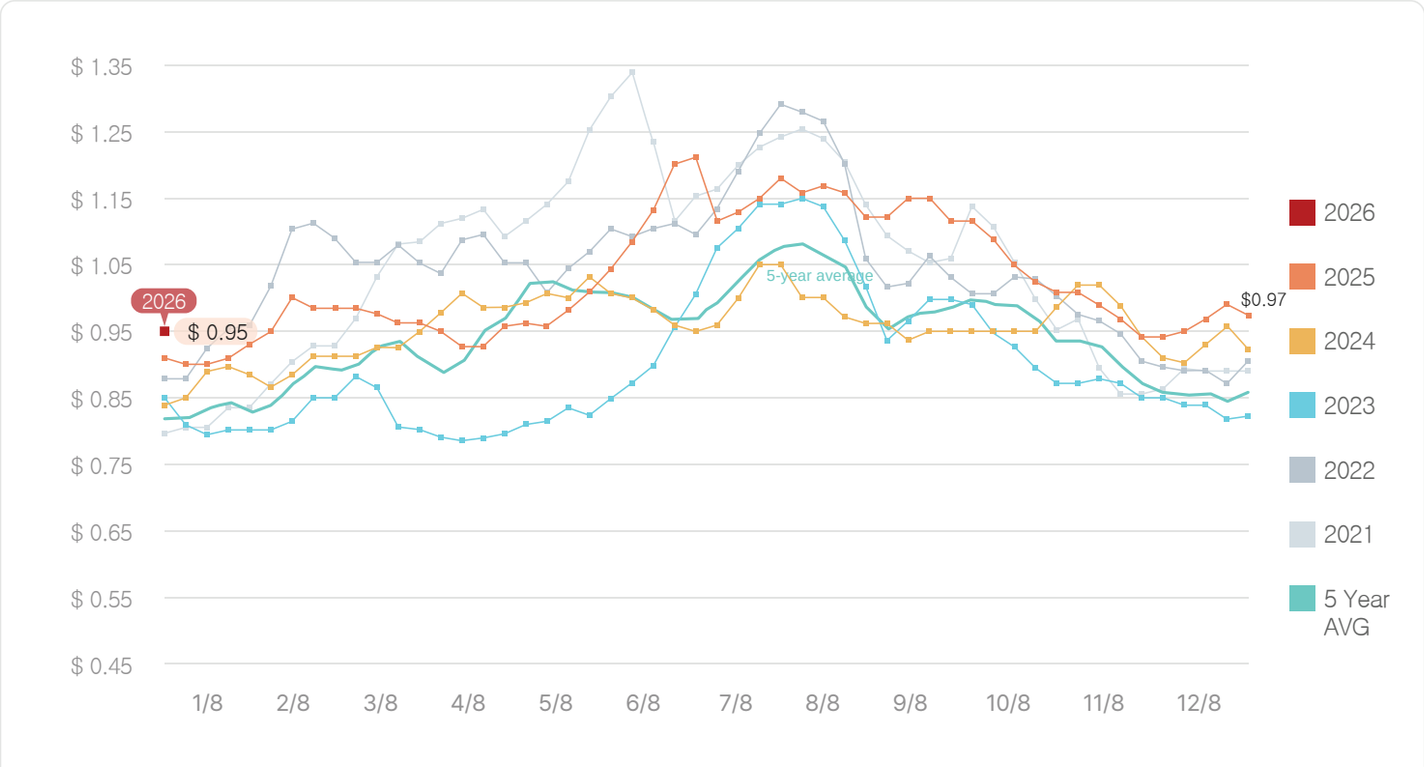

猪肉初级分割品价格

美元/磅

Pork	Cutout	Loin	Butt	Picnic	Rib	Ham	Belly
1/5/2024	0.84	0.81	1.03	0.74	1.18	0.79	1.02
1/3/2025	0.91	0.82	1.11	0.72	1.40	0.86	1.18
1/2/2026	0.95	0.86	1.20	0.75	1.74	0.86	1.22
与去年相比	4%	6%	8%	4%	24%	0%	3%
与2023年相比	12%	7%	16%	0%	48%	9%	20%

注: 上述价格为初级分割品价格，且是美国国内的批发价格，因此与出口价格存在差异.

USDA 数据报告

美国农业部发布最新报告

上周，美国农业部（USDA）发布了截至11月30日的《冷库库存报告》。报告显示，冷冻牛肉库存总量为4.256亿磅，环比增长3%，但同比下降3。冷冻猪肉库存总量为3.713亿磅，环比下降1%，同比下降5%。

美国牛肉冷冻库存

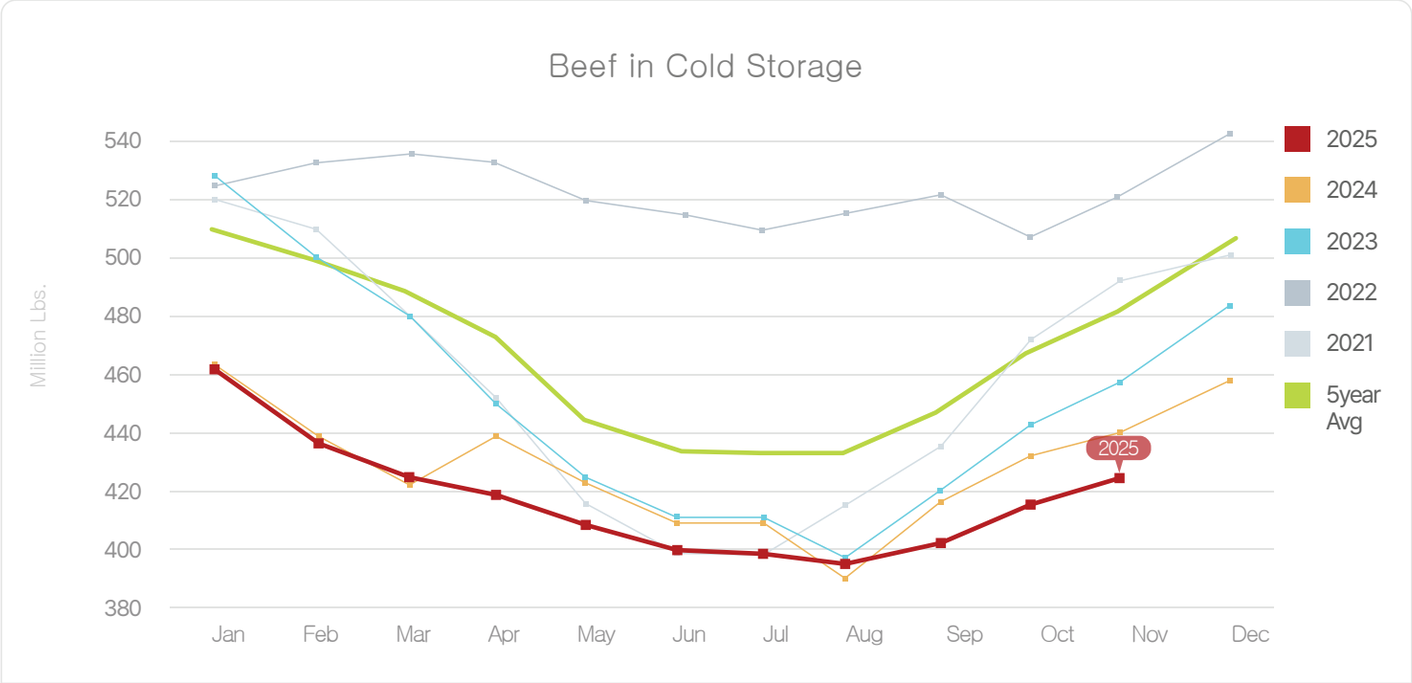

美国猪肉冷冻库存

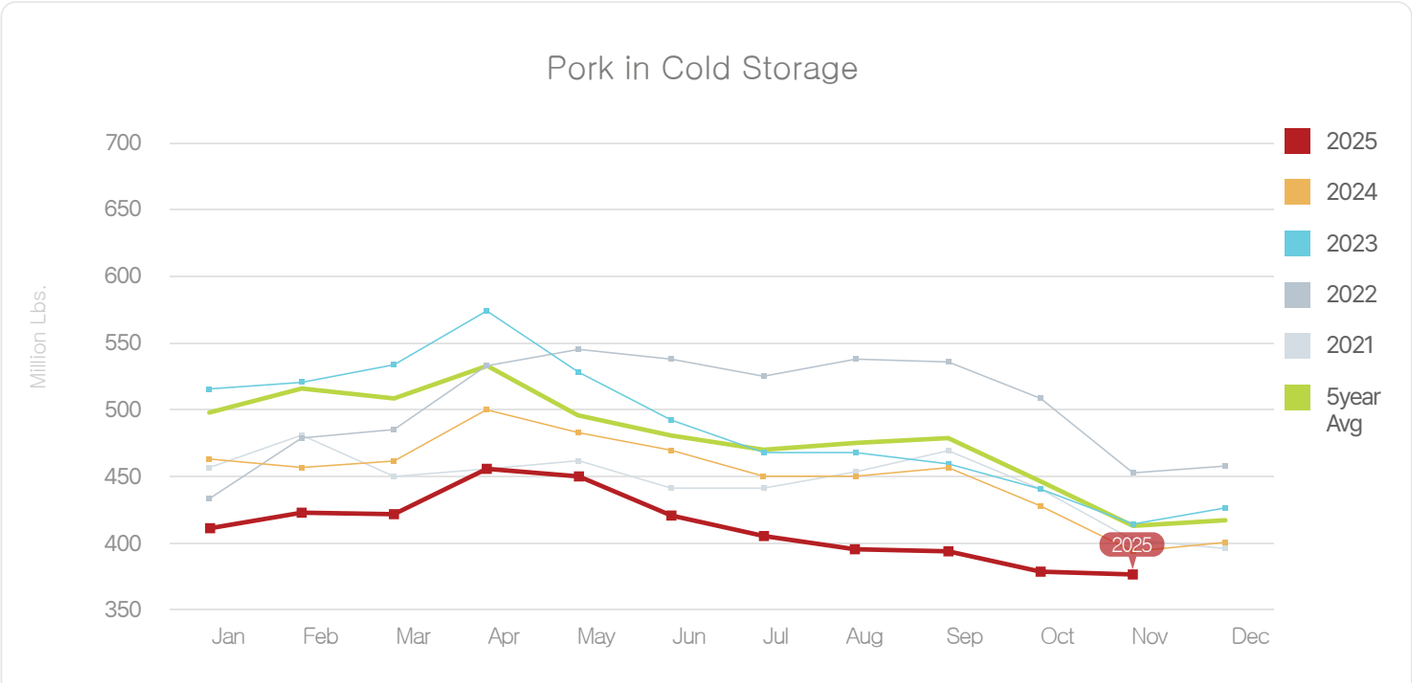

美国牛肉批发价格(美国农业部精选级)

单位：美元/千克，工厂交货价

以下价格信息是美国农业部(USDA)发布的美国国内流通平均批发价，请参考，并留意该价格与出口价格有差异。

IMPS # 产品	12/6	12/13	12/20	12/27	12月平均	1/3
112A Ribeye Roll, boneless, light	30.95	31.64	29.71	26.31	29.65	24.79
114 Shoulder clod	7.12	7.32	7.48	7.88	7.45	8.08
116A Chuck Roll neck-off	9.54	9.97	10.72	11.84	10.52	12.51
120 Brisket, boneless	10.15	10.09	10.19	10.00	10.11	9.80
123A Short Rib	11.88	12.57	13.01	12.41	12.47	12.92
160 Round, bone-in	11.37	10.86	11.29	9.94	10.87	11.18
167A Knuckle, peeled	9.33	8.81	8.43	8.99	8.89	9.09
168 Top Inside Round	7.66	7.65	7.85	8.58	7.94	8.72
170 Gooseneck Round 18-33	8.01	7.24	7.79	8.31	7.84	8.59
180 Strip Loin, boneless. 1x1	21.06	20.45	19.80	19.44	20.19	18.55
184 Loin, top butt, boneless	11.70	11.39	11.78	11.71	11.65	11.24
189A Tenderloin trimmed heavy	42.61	40.58	37.71	33.85	38.69	32.01
193 Flank Steak	13.60	12.96	13.09	13.13	13.20	13.38
Primal cut, Rib	13.97	13.99	13.66	12.29	13.48	10.72
Primal cut, Arm Chuck	6.43	6.40	6.59	6.88	6.58	7.01
Primal cut, Round	6.45	6.26	6.34	6.65	6.43	6.77
Primal cut, Loin	10.40	10.20	10.01	9.80	10.10	9.55

牛上脑

$/Kg

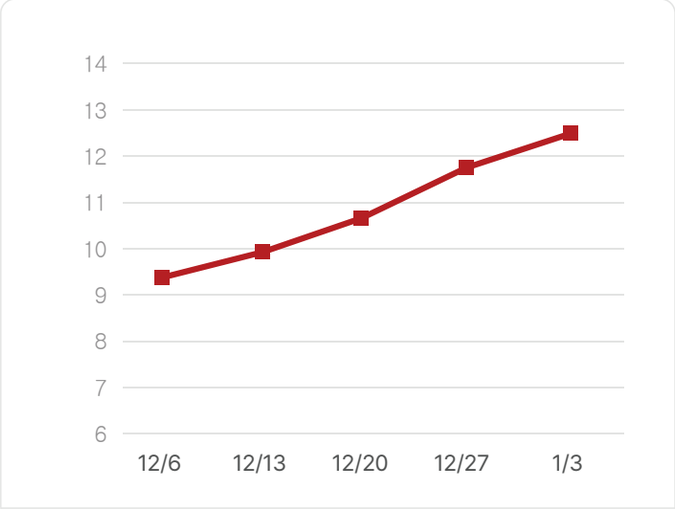

123A 牛小排(带骨)

$/Kg

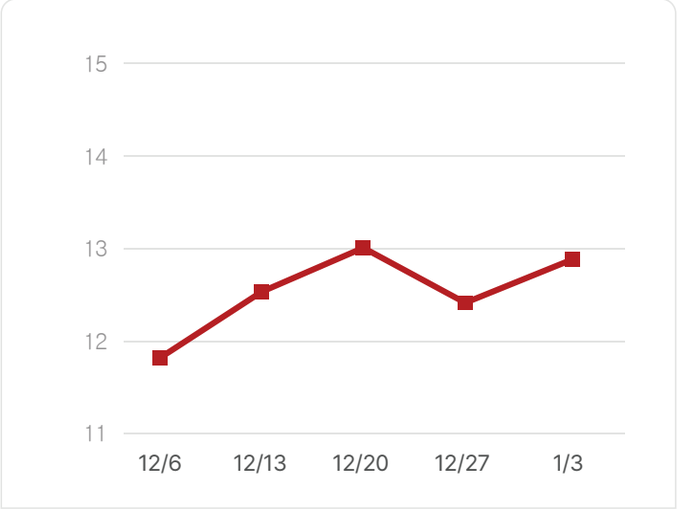

美国猪肉批发价格

单位：美元/千克，工厂交货价

以下价格信息是美国农业部(USDA)发布的美国国内流通平均批发价，请参考，并留意该价格与出口价格有差异

BPN # 产品	类似 IMPS#	12/6	12/13	12/20	12/27	12月平均	1/3
U40 Loin, trim	410	2.02	2.05	1.31	2.18	1.89	2.16
U41 Tenderloin, 1.25 down	415	3.80	3.70	3.86	3.93	3.82	3.97
U50 Picnic, smkr trm combo	405	2.26	2.25	2.56	2.31	2.35	2.11
U42 Boston butt trim	406	2.66	2.77	2.90	2.99	2.83	3.03
U44 Sparerib. 25#/dn-lgt	416	-	3.13	3.58	3.74	3.48	4.20
U46 Ham, bone in trimmed	401	2.12	2.30	2.49	2.38	2.32	2.29
U48 Belly, skin-on, fresh	408	3.63	3.68	3.51	3.31	3.53	3.40

U54 Front Feet, Toes on	420	1.10	1.16	1.09	1.14	1.12	1.33
U51 Neck Bones	421	1.01	0.75	0.98	1.00	0.94	0.95
Cheek Meat, trimmed	N/A	2.30	2.30	2.31	2.31	2.31	2.31
AI Backribs 2.0#/up 1 pc Vac, FZN	422	6.19	6.12	4.76	6.13	5.80	5.75

胴体价格

单位：美元/千克，工厂交货价

	12/6	12/13	12/20	12/27	12月平均	1/3
Beef Carcass	743.42	750.99	763.97	761.00	754.85	754.95
Pork Carcass	208.01	213.95	216.96	212.56	212.87	208.12

牛胴体

$/100Kg

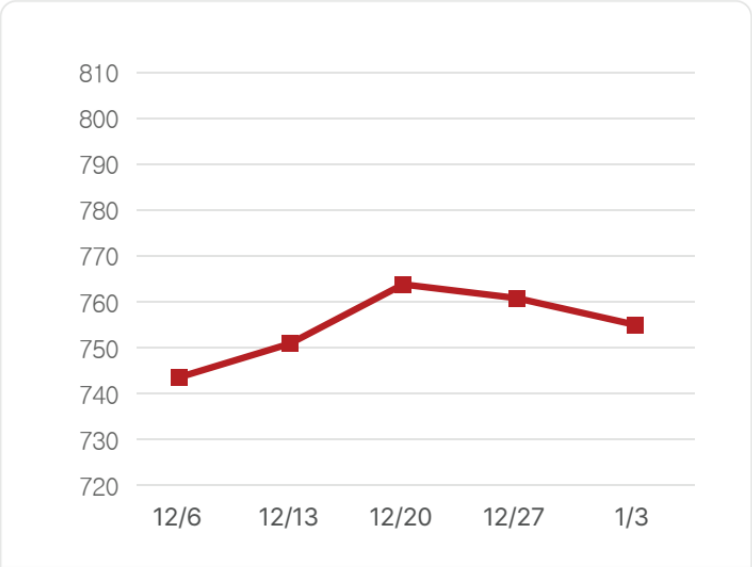

猪胴体

$/100Kg

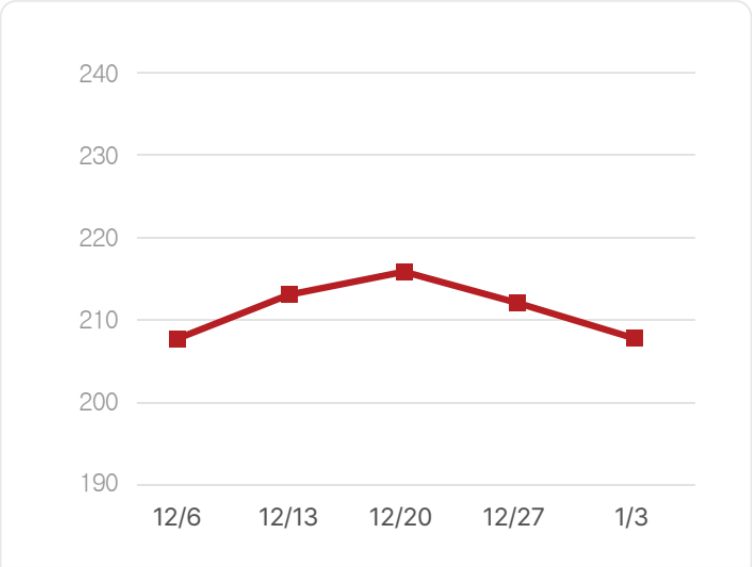

来源：USDA/FAS

禁止擅自摘录和刊登在MEF NEWSLINE上的所有文章。 必要时请一定要事先取得批准。

本邮件是根据会员注册时提供的信息发送给顾客的NEWSLINE邮件服务。
如果您不想接收邮件，请登录网站后，在修改会员信息时，在“MEF NEWSLINE”拒绝接收电子邮件栏中进行确认。

美国肉类出口协会

编辑：美国肉类出口协会北京代表处
北京市朝阳区亮马桥路42号 光明饭店写字楼303室
电话：+86 10 8441 8455

Published by U.S. Meat Export Federation (USMEF) 2026

MEF NEWSLINE

www.usmef.org.cn

UPDATE 2026. 01. 09

U.S. beef market trends

U.S. Beef Market Trends

The Choice beef cutout reached a record high of $4.14/lb. the first week of September. Prices then adjusted lower over the following five weeks from mid-September through early October, before the cutout stabilized and held steady at $3.66/lb. in mid-October. The Choice cutout then increased during the last two weeks of October before decreasing modestly over the last nine weeks through this week. This week, the Choice cutout decreased by 2.1% from last week to an average of $3.49/lb., which was the lowest since May. Prices were up 7% from last year and up 25% from 2024. Prices continue to be supported by record domestic demand and lower production levels.

The Choice/Select spread narrowed from $8.66/cwt last week to $4.22/cwt this week. The Choice/Select spread was down from $29.53/cwt last year and from $19.85/cwt in 2024.

Compared to last week, values increase for the Choice short plate (+3%), round (+2%), chuck (+2%), and flank (+2%) primals. Values moved lower for the Choice brisket (-1%) and loin (-3%) primals and adjusted down 13% this week for the Choice ribeye primal as values moved seasonally lower after the year-end holidays.

Prices for wholesale Choice chuck rolls typically increase in December and are supported in January on demand for roasts at the beginning of the year as consumers shift gears from expensive holiday steaks to more affordable roasts for the colder weather. This week, prices increased by 6% from last week to an average of $5.69/lb., which was the highest since late September (but well below the annual peak of $6.85/lb. at the beginning of September this year). Prices typically start to ease in February and are at their most affordable point for the year from then through mid-July before prices start to run up in the late summer/fall.

50% beef trim prices increased from mid-May through mid-July and reached a record high of $2.62/lb. in mid-July as fed beef production dropped off sharply and as seasonal demand for ground beef also supported prices. Prices then adjusted seasonally lower before increasing from mid-Octo-

U.S. beef market trends

Cutout

Unit: Dollar/pound

$ 3.49 ∨ $ 0.07

Previous week $3.56

Slaughter Number

Unit: Head

474,000 ∧ 11.3 %

Previous week 426,000

Beef Production

Unit: Pound

423.7 million ∧ 11.2 %

ber through mid-November when prices reached the highest level since August at $1.74/lb. Prices then trended lower through the end of the year, but this week, prices rebounded by 6% from last week to an average of $1.32/lb., which was up 47% from last year and up 138% from 2024.

90% beef trim prices reached a record high of $4.35/lb. at the beginning of September. Prices have since trended mostly lower, but this week, prices edged up 0.6% from last week to an average of $3.96/lb., which was up 20% from last year and up 55% from 2024.

Weekly estimated beef production was 423.7 million lbs. for the holiday week, up 11.2% from last week (which included the Christmas holiday) (#1), but down 4.6% from last year. When the December data is released, annual 2025 beef production should be down about 4% from last year.

Weekly estimated slaughter was 474,000 head, up 11.3% from last week (#2) but down 6.1% from last year. When the December data is released, annual 2025 cattle slaughter should be down about 6.6% from last year.

Live weights averaged 1,467 lbs., steady with last week and up 20 lbs. from last year. Dressed weights averaged 896 lbs., down 1 lb. from last week but up 15 lbs. from last year.

Cash steer prices reached record highs close to $245/cwt at the end of August but then moved lower through November. Prices have been rebounding somewhat in December, and last Friday, cash steer prices edged up 0.4% from the previous week. Prices increased slightly again this week, and on Friday, prices averaged $230.43/cwt, up $1.30/cwt from last Friday.

Live cattle futures contracts traded sharply lower from mid-October through mid-November as the market reacted to news that the administration was focused on lowering beef prices, and in mid-November contracts traded at the lowest level since early July. Futures contracts have been rebounding in December, and this week contracts traded at the highest level since mid-October on Friday: February: $236.00 (+$6.35 from last Friday), April: $235.98 (+$6.28), and June: $230.35.

From December 19 to 25, 2025, U.S. beef exports decreased 30% from the previous week to 11,950 tons, of which exports to China was 145 tons.

Previous week 381.2million

Live Cattle

Unit: Dollar/100 pound

$ 230.43 ^ **$ 1.30**

Previous week $229.13

#1 USDA revised
last week data to 381.2 million lbs

#2 USDA revised
last week data to 426,000 head

Ton

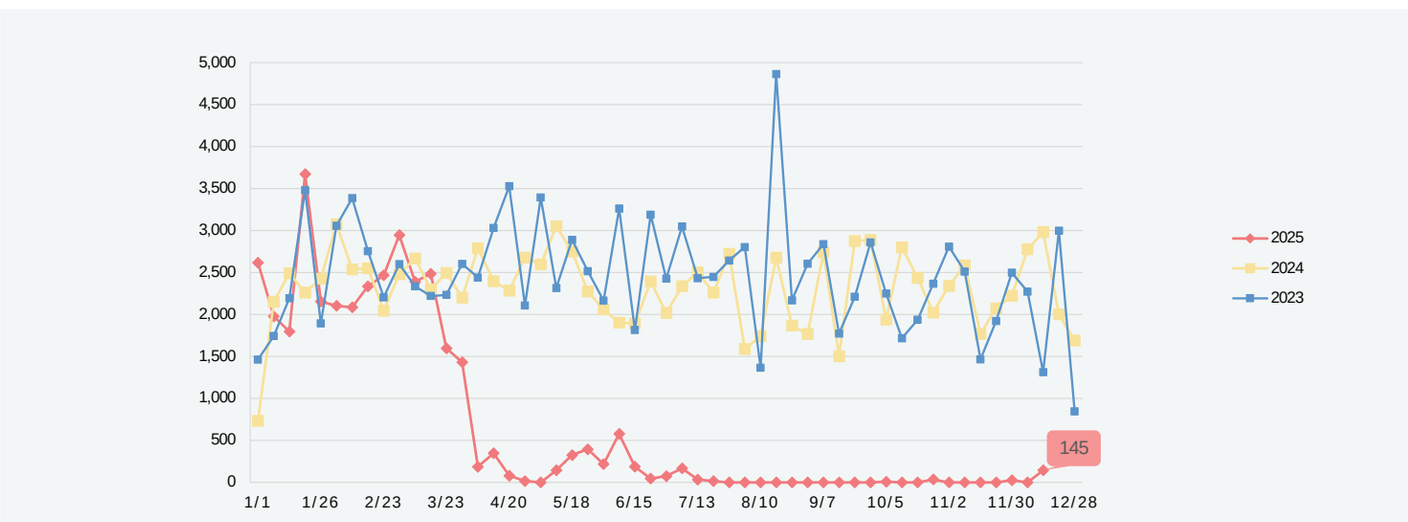

*Note: Update December 25, 2025./ *Exports from January 1 to December 25, 2025 totaled 35,166 tons

Beef Primal Values

Dollar/pound

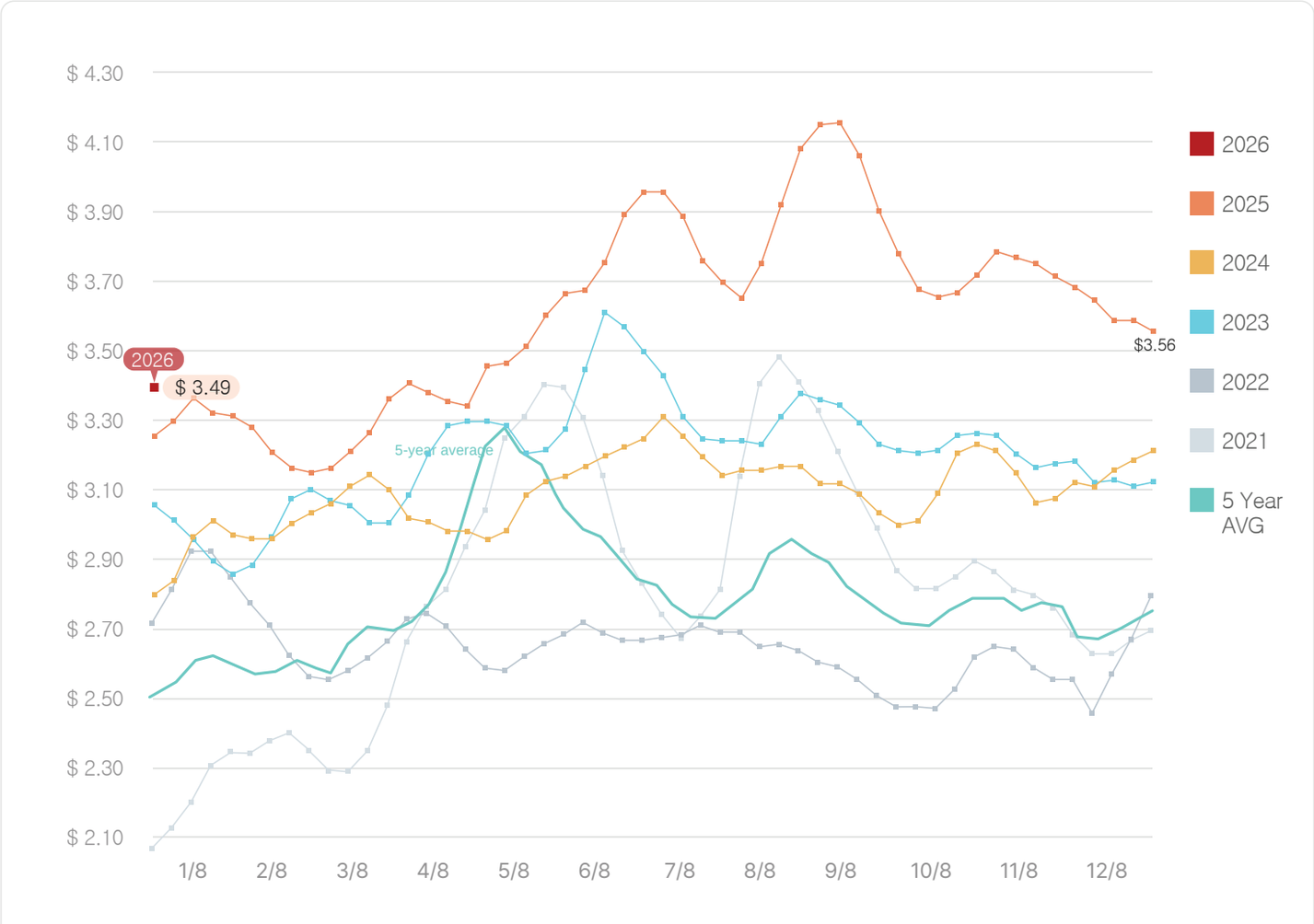

Beef Primal Values

Dollar/pound

Beef	Choice cutout	Select cutout	CHOICE							
			Rib	Chuck	Round	Loin	Brisket	Short Plate	Flank	50CL trim
1/5/2024	2.79	2.59	4.66	2.32	2.14	3.77	2.59	1.69	1.28	0.55
1/3/2025	3.25	2.95	5.90	2.74	2.73	3.89	2.70	1.99	1.51	0.90
1/2/2026	3.49	3.45	4.87	3.19	3.08	4.34	3.14	2.37	1.65	1.32
Compared to 2024	7%	17%	−17%	16%	13%	12%	16%	19%	9%	47%
Compared to 2023	25%	33%	5%	37%	44%	15%	21%	40%	29%	138%

Note: The above price is a wholesale price in the United States based on the primal and may differ from export prices

U.S. pork market trends

U.S. Pork Market Trend

The pork cutout trended higher from mid-May through late June and reached $1.21/lb. at the end of June, which was the highest level since August 2022. The cutout has since moved seasonally lower, and it decreased for the nine weeks from the beginning of October through the

U.S. pork market trends

Cutout

Unit: Dollar/pound

end of November as hog slaughter moved seasonally higher. The pork cutout trended higher through the first three weeks of December, but the cutout decreased over the past two weeks, and this week it averaged 2.1% lower than last week at $0.95/lb., which was up 4% from last year and up 12% from 2024.

Compared to last week, values moved higher for the rib (+3%), belly (+2%), butt (+1%), and loin (+0.5%) primals, while values decreased for the ham (-8%) and picnic (-11%) primals.

After spiking to $1.21/lb. in mid-June, heavy bone-in ham prices increased again from mid-July through early August, when they again reached $1.21/lb., the highest level since 2014. Prices then decreased for the six weeks from mid-October through mid-November. Prices trended higher from late November through the first three weeks of December and reached $1.07/lb. two weeks ago, which was the highest since mid-September. Prices decreased 12% last week as demand for the Christmas holiday was already filled, and prices decreased another 7% this week. Prices averaged $0.84/lb. this week, the lowest in six weeks. Prices were down 1% from last year but up 5% from 2024.

As has been reported this year, spot boneless, boxed rollout ham prices have been volatile on thin trading volumes. Volumes were elevated ahead of the Thanksgiving holiday and were large again for the three weeks ahead of Christmas before slowing during the last two weeks of December which both include holidays. This week, the trading volume was 49,000 lbs., up from 37,000 lbs. last week but down from 151,000 lbs. two weeks ago. Prices traded in a range between $1.60 and $2.31/lb. this week for an average of $1.87/lb., which was down 2% from last week when prices reached the highest level since mid-August. This week, prices were up 29% from last year and up 26% from 2024.

Weekly estimated pork production was 487.1 million lbs. for the holiday week, up 12.6% from last week (which included the Christmas holiday) but down 2.0%. from last year.

Weekly hog slaughter was 2.228 million head this week, up 12.6% from last week but down 1.9% from last year.

Live weights averaged 294 lbs., steady with last week and with last year. Dressed weights averaged 219 lbs., also steady with last week and with last year.

On Wednesday, December 31, cash hog prices averaged $70.19/cwt, up$3 from the previous week.

Futures contracts have been rebounding somewhat in December, and this week, the further out contracts traded at the highest level since the end of September/early October early in the week before trading lower on Friday: February: $84.10 (-$0.43 from last Friday), April: $89.10 (-$0.38), May: $93.38 (-$0.05), and June: $102.38 (-$0.05).

From December 19 to 25, 2025, U.S. pork exports decreased 25% from the previous week, to 26,142 tons, of which exports to China were 3,110 tons, up 2% from the previous week.

$ 0.95 ⌄ **$ 0.02**

Previous week $0.97

Slaughter Number

Unit: Head

2.228 million ⌃ **12.6 %**

Previous week 1.978million

Pork Production

Unit: Pound

487.1 million ⌃ **12.6 %**

Previous week 432.5million

Live Hog

Unit: Dollar/100 pound

$ 70.19 ⌃ **$ 3.00**

Previous week $67.19

Ton

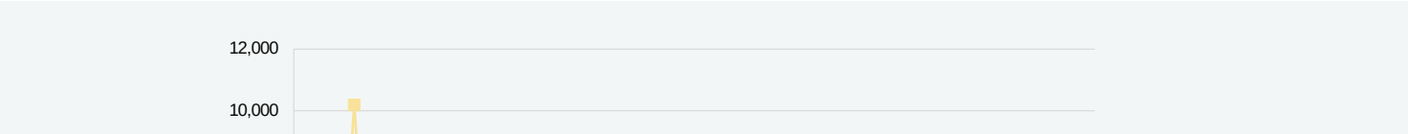

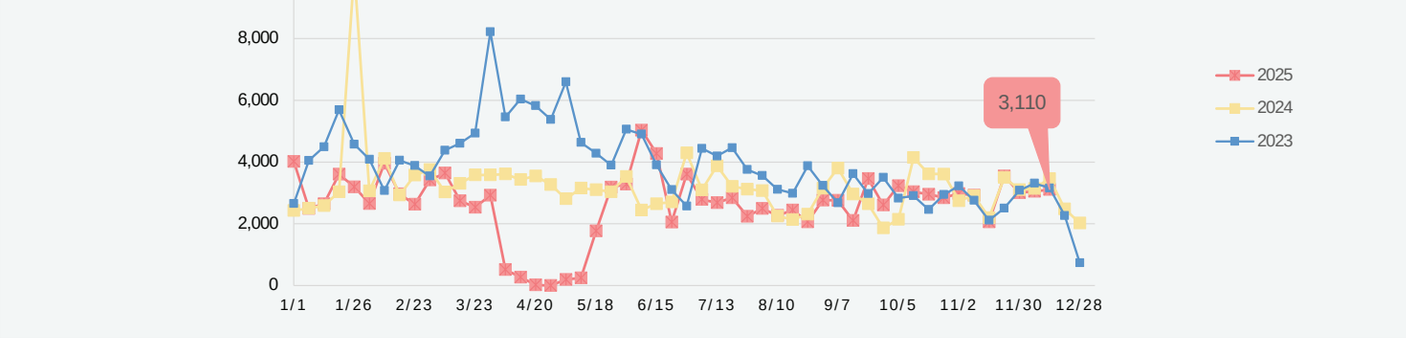

*Note: Update December 25, 2025./ *Exports from January 1 to December 25, 2025 totaled 134,603 tons

Pork Cutout Weekly Price

Dollar/pound

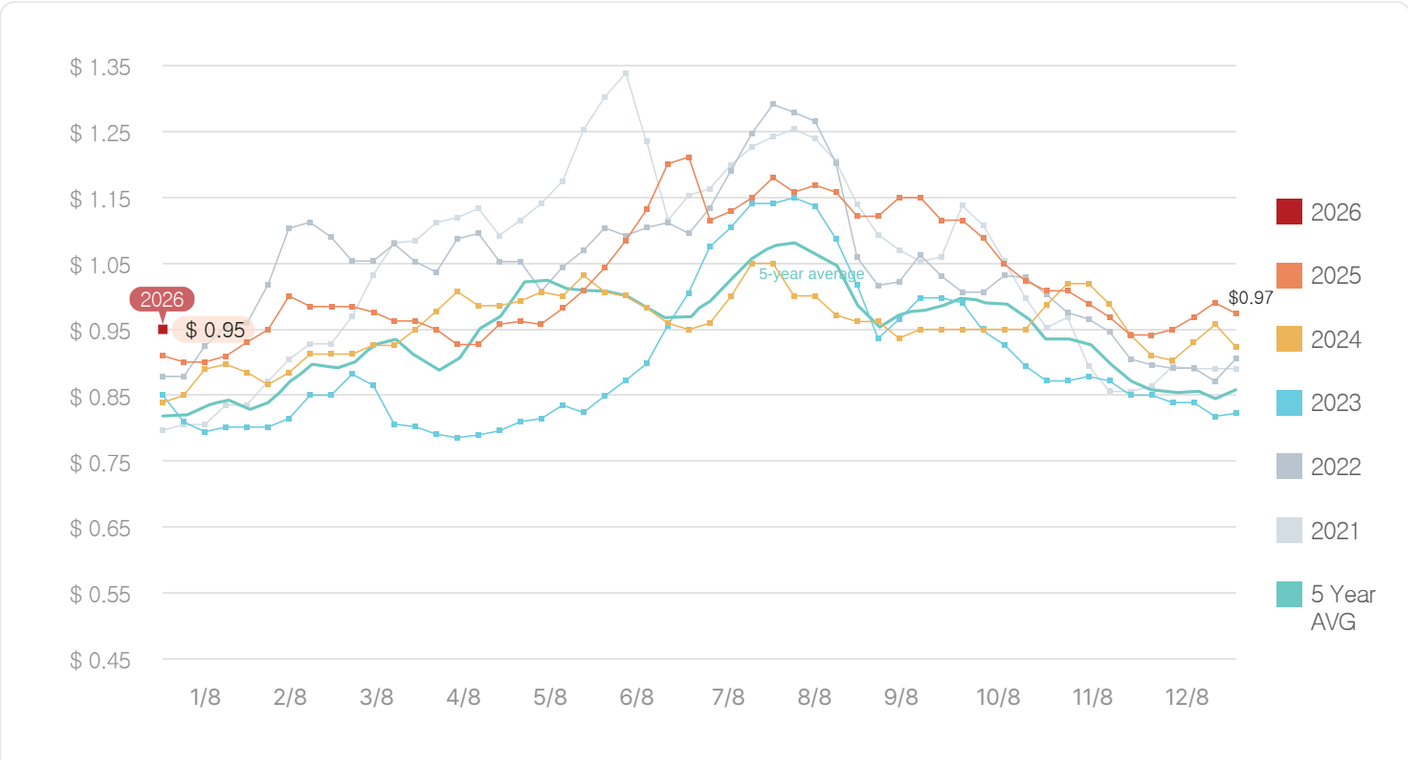

Pork Primal Values

Dollar/pound

Pork	Cutout	Loin	Butt	Picnic	Rib	Ham	Belly
1/5/2024	0.84	0.81	1.03	0.74	1.18	0.79	1.02
1/3/2025	0.91	0.82	1.11	0.72	1.40	0.86	1.18
1/2/2026	0.95	0.86	1.20	0.75	1.74	0.86	1.22
Compared to 2024	4%	6%	8%	4%	24%	0%	3%
Compared to 2023	12%	7%	16%	0%	48%	9%	20%

Note: The above price is a wholesale price in the United States based on the Big rib(primal) and may differ from export prices.

USDA Status Report

USDA Release New Reports

Last week, the U.S. Department of Agriculture (USDA) released its Cold Storage report as of November 30. According to the report, frozen beef inventories increased by 3% from the previous month but declined by 3% year over year, totaling 425.6 million pounds. Frozen pork inventories decreased by 1% from the previous month and by 5% from a year earlier, reaching 371.3 million pounds.

Beef in Cold Storage

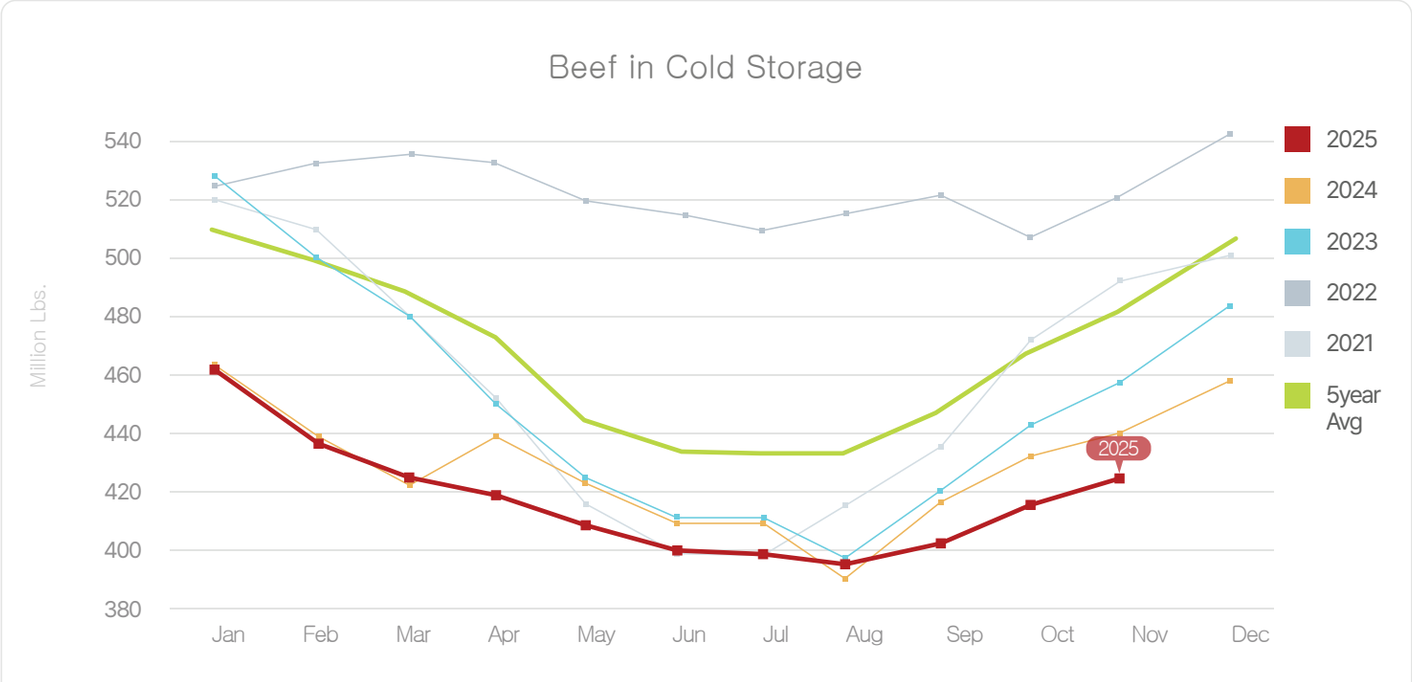

Pork in Cold Storage

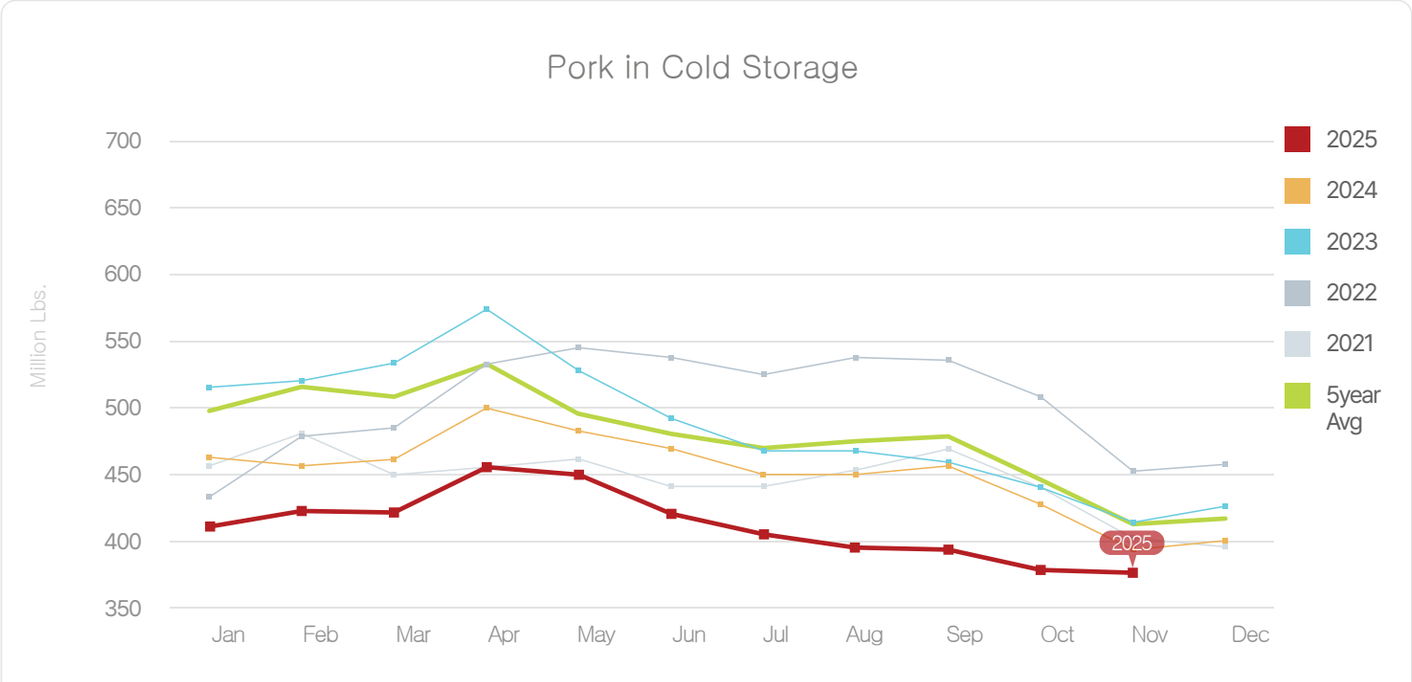

U.S. Beef Wholesale Prices (USDA CHOICE GRADE)

Unit : US $/kg, FOB Plant

Please note that the price information below is the average wholesale price for distribution in the U.S. as announced by the U.S.

Department of Agriculture (USDA) and may differ from export prices.

IMPS # Item	12/6	12/13	12/20	12/27	December Average	1/3
112A Ribeye Roll, boneless, light	30.95	31.64	29.71	26.31	29.65	24.79
114 Shoulder clod	7.12	7.32	7.48	7.88	7.45	8.08
116A Chuck Roll neck-off	9.54	9.97	10.72	11.84	10.52	12.51
120 Brisket, boneless	10.15	10.09	10.19	10.00	10.11	9.80
123A Short Rib	11.88	12.57	13.01	12.41	12.47	12.92
160 Round, bone-in	11.37	10.86	11.29	9.94	10.87	11.18
167A Knuckle, peeled	9.33	8.81	8.43	8.99	8.89	9.09
168 Top Inside Round	7.66	7.65	7.85	8.58	7.94	8.72
170 Gooseneck Round 18-33	8.01	7.24	7.79	8.31	7.84	8.59
180 Strip Loin, boneless. 1x1	21.06	20.45	19.80	19.44	20.19	18.55
184 Loin, top butt, boneless	11.70	11.39	11.78	11.71	11.65	11.24
189A Tenderloin trimmed heavy	42.61	40.58	37.71	33.85	38.69	32.01
193 Flank Steak	13.60	12.96	13.09	13.13	13.20	13.38
Primal cut, Rib	13.97	13.99	13.66	12.29	13.48	10.72
Primal cut, Arm Chuck	6.43	6.40	6.59	6.88	6.58	7.01
Primal cut, Round	6.45	6.26	6.34	6.65	6.43	6.77
Primal cut, Loin	10.40	10.20	10.01	9.80	10.10	9.55

Beef Chuck Roll

$/Kg

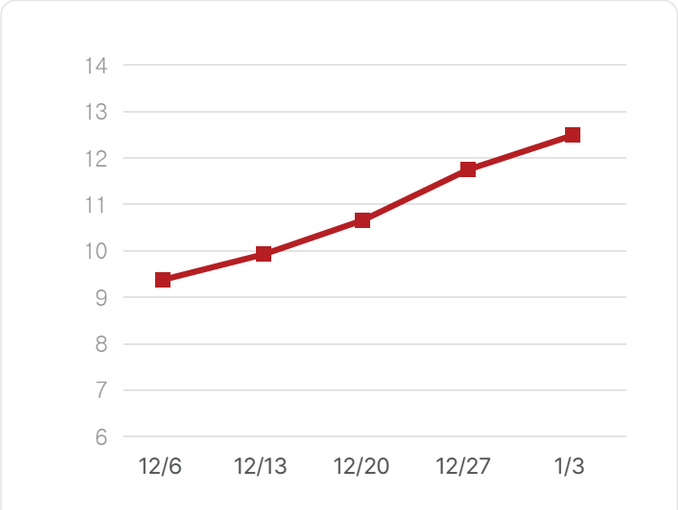

123A Short Rib

$/Kg

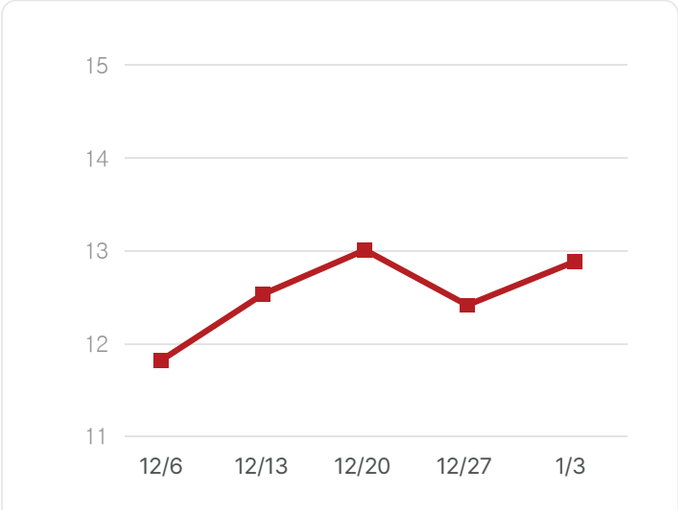

U.S. Pork Wholesale Prices

Unit: US $/kg, FOB Plant

Please note that the price information below is the average wholesale price for distribution in the U.S. as announced by the U.S. Department of Agriculture (USDA) and may differ from export prices.

BPN # Item	Similar IMPS#	12/6	12/13	12/20	12/27	December Average	1/3
U40 Loin, trim	410	2.02	2.05	1.31	2.18	1.89	2.16
U41 Tenderloin, 1.25 down	415	3.80	3.70	3.86	3.93	3.82	3.97
U50 Picnic, smkr trm combo	405	2.26	2.25	2.56	2.31	2.35	2.11
U42 Boston butt trim	406	2.66	2.77	2.90	2.99	2.83	3.03
U44 Sparerib. 25#/dn-lgt	416	-	3.13	3.58	3.74	3.48	4.20

U46 Ham, bone in trimmed	401	2.12	2.30	2.49	2.38	2.32	2.29
U48 Belly, skin-on, fresh	408	3.63	3.68	3.51	3.31	3.53	3.40
U54 Front Feet, Toes on	420	1.10	1.16	1.09	1.14	1.12	1.33
U51 Neck Bones	421	1.01	0.75	0.98	1.00	0.94	0.95
Cheek Meat, trimmed	N/A	2.30	2.30	2.31	2.31	2.31	2.31
Al Backribs 2.0#/up 1 pc Vac, FZN	422	6.19	6.12	4.76	6.13	5.80	5.75

CARCASS PRICE

Unit : US $/kg, FOB Plant

	12/6	12/13	12/20	12/27	December Average	1/3
Beef Carcass	743.42	750.99	763.97	761.00	754.85	754.95
Pork Carcass	208.01	213.95	216.96	212.56	212.87	208.12

Beef Carcass

$/100Kg

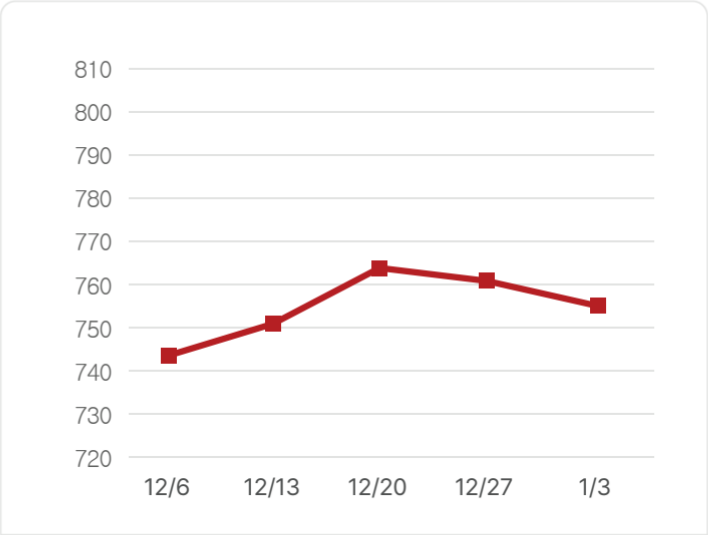

Pork Carcass

$/100Kg

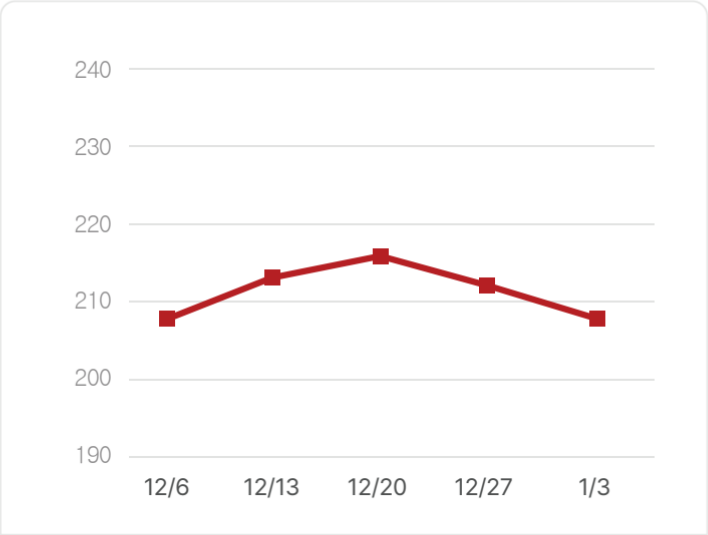

Souce: USDA/FAS

Unauthorized extraction and publication of all articles on MEF NEWSLINE is prohibited.
Please be sure to obtain permission in advance if necessary.

U.S. Meat Export Federation

U.S. Meat Export Federation, Beijing Representative Office
Suite 303, 3rd Floor, Guangming Hotel Office Bldg., No.42 Liangmaqiao Road, Chaoyang District, Beijing 100125, China
Tel: +86 10 8441 8455