美国肉类出口协会发行

2025

美国红肉新闻纵览

www.usmef.org.cn

更新日期 2025. 10. 17

美国牛肉市场趋势

美国牛肉市场动向

9月第一周，精选级牛胴体综合价触及4.14美元/磅的历史高位。近期为劳动节假期后至年末节假日需求提振前的持续季节性需求放缓阶段，因此本周价格连续第五周回调，但强劲韧性的需求及较低的产量水平仍对价格构成支撑。精选级牛胴体综合价较上周仅微跌0.5%，至3.65美元/磅，较去年同期上涨18%，较2023年同期上涨21%。

精选级与可选级胴体综合价差从上周的20.77美元/百磅收窄至本周的18.69美元/百磅，低于去年同期的19.23美元/百磅和2023年同期的25.46美元/百磅。

与上周相比，精选级胸腹（short plate）价格上涨1%，精选级腰脊（loin）和后腿（round）价格持平。精选级肋排（rib）、肩胛（chuck）、前胸（brisket）和腹胁（flank）价格则继续下调，跌幅分别为：-1%、-1%、-1%和-6%。

自5月以来，精选级保乐肩价格一直显著高于去年同期水平。然而，本周价格回落至6月初以来的最低点，均价3.79美元/磅，较上周微跌0.8%，较六周前下跌12%，但较去年同期上涨16%，较2023年同期上涨19%。

50%牛碎肉价格自5月中旬至7月中旬持续上涨，并于7月中旬因育肥牛产量骤减及季节性碎牛肉需求支撑，创下2.62美元/磅的历史纪录。价格经历回调后，于上周环比上涨0.02美元至1.39美元/磅，同比涨幅达101%，较2023年同期上涨59%。

90%牛碎肉价格于五周前创下4.35美元/磅的历史新高。本周价格较上周微跌0.7%，至4.26美元/磅，较去年同期上涨21%，较2023年同期上涨43%。受母牛屠宰量减少影响，国内瘦牛肉供应持续紧张，而需求保持强劲；且除加拿大和墨西哥外，所有供应国的碎肉进口均需缴纳至少10%的额外对等关税。本周进口90%牛碎肉价格创下3.87美元/磅的历史新高，较去年同期上涨30%，较2023年同期上涨53%。

本周活牛屠宰量预估为54.7万头，环比下降2.7%，同比下降6.5%。2025年至今累计屠宰量同比

美国牛肉市场趋势

胴体综合价

单位：美元/磅

$ 3.65 ∨ **$ 0.02**

前一周 $3.67

屠宰数量

单位：头

54.7万 ∨ **2.7 %**

前一周 数据未公布

牛肉产量

单位：磅

-- **0.0 %**

下降6.3%。

现货阉公牛价格曾于8月底达到接近245美元/百磅的历史高点，但此后走低。本周五现货价格较上周五微涨0.75美元/百磅至230.71美元/百磅。活牛期货合约本周整体走高，并于周五创下合约新高：10月合约报238.48美元/百磅（较上周五上涨6.68美元），12月合约报242.50美元/百磅（上涨8.23美元），2月合约报245.40美元/百磅（上涨8.90美元）。

9月12日至18日，美国牛肉出口总量12,468吨，环比下降5%，其中对华出口仍为零。

前一周 数据未公布

活牛价格

单位：美元/100磅

$ 230.71 ^ **$ 0.75**

前一周 $229.96

*由于美国联邦政府停摆，部分数据更新（包括周度产量、活重及胴体重）暂缺。

吨

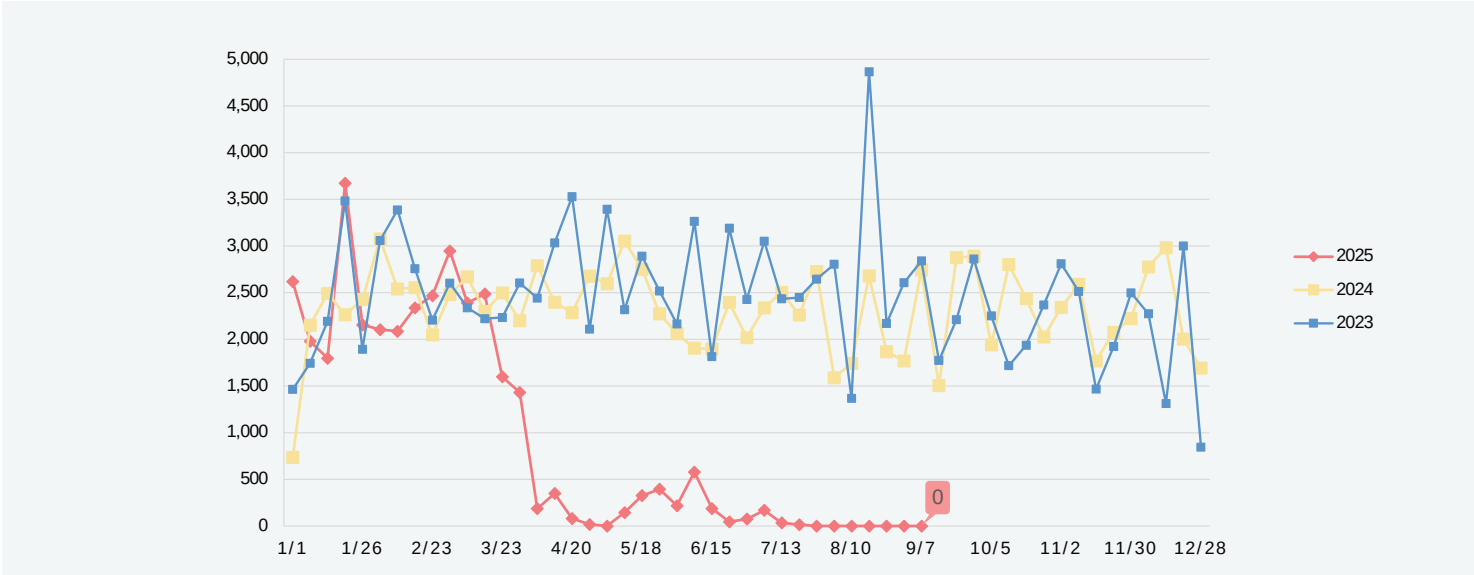

注：2025年9月18日更新。 / *2025年1月1日至9月18日，出口总量34,950吨

受美国联邦政府停摆影响，2025年9月18日之后的周度出口数据暂停更新

周度牛胴体综合价

美元/磅

$ 4.30

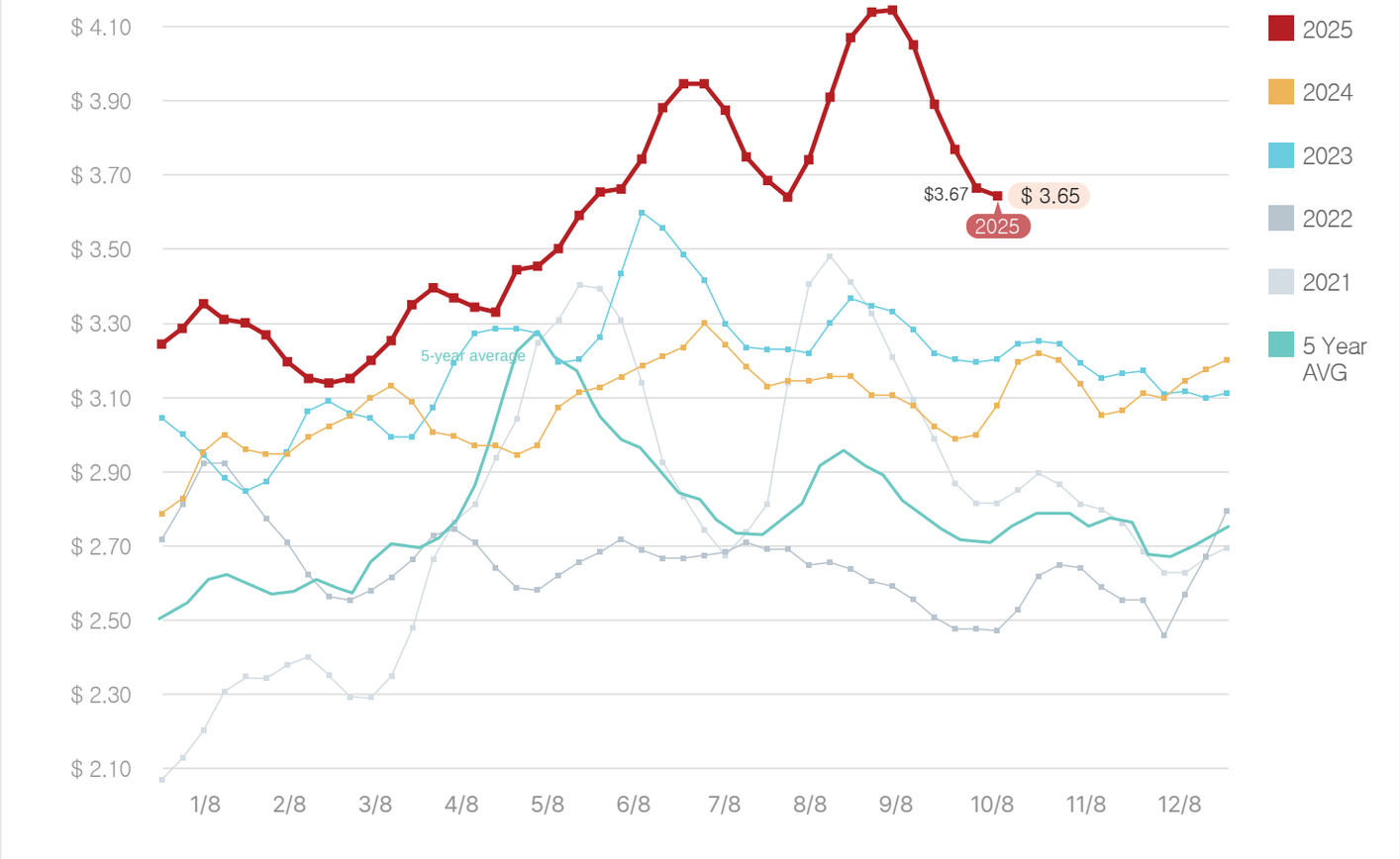

牛肉初级分割品价格

美元/磅

Beef	Choice cutout	Select cutout	CHOICE							
			Rib	Chuck	Round	Loin	Brisket	Short Plate	Flank	50CL trim
10/13/2023	3.01	2.76	5.29	2.54	2.67	3.63	2.31	1.80	1.39	0.87
10/11/2024	3.08	2.89	4.95	2.79	2.65	3.70	2.50	1.93	1.61	0.69
10/10/2025	3.65	3.47	6.16	2.99	3.20	4.58	3.04	2.25	2.02	1.39
与去年相比	18%	20%	24%	7%	21%	24%	22%	17%	25%	87%
与2023年相比	21%	26%	16%	18%	20%	26%	32%	25%	45%	49%

注: 上述价格为初级分割品价格，且是美国国内的批发价格，因此与出口价格存在差异

美国猪肉市场趋势

美国猪肉市场动向

猪胴体综合价自5月中旬至6月末持续走高，6月底达1.21美元/磅，创2022年8月以来最高水平。此后价格季节性回落，本周综合价较上周下跌0.04美元，至1.05美元/磅，为5月下旬以来最低，但较去年同期上涨10%，较2023年同期上涨13%。

初级分割品价格环比变动方面，猪后腿（ham）上涨1.5%，而其他部位价格均下跌：肋排（rib）下跌2%、腰脊（loin）下跌3%、颈肩（butt）下跌5%、前腿（picnic）下跌6%、五花（belly）下跌11%。

重磅带骨后腿价格于6月中旬冲高至1.21美元/磅后，7月中旬至8月初再次上涨，触及1.21美元/磅（2014年以来最高点）。上周均价1.03美元/磅，为7月初以来最低；但本周价格反弹2%至1.05美元/磅，较去年同期上涨27%，较2023年同期上涨24。尽管带骨后腿价格通常在10月的前

美国猪肉市场趋势

胴体综合价

单位：美元/磅

$ 1.05 ∨ **$ 0.04**

前一周 **$1.09**

几周呈下行趋势，但过去四周价格一直维持在1.03至1.05美元/磅的狭窄区间内。

正如近几周报道，现货箱装去骨后腿肉因交易量清淡导致价格波动剧烈。本周成交量3.5万磅，低于上周的7.6万磅和两周前的3.8万磅（七周前成交量近期高点为10.9万磅）。本周成交价区间为1.60-1.73美元/磅，均价1.70美元/磅，环比上涨4%。自5月以来，该产品价格始终高于去年同期水平，本周价格较去年同期上涨10.5%，较2023年同期上涨8%。

生猪和猪肉价格通常在10月和11月上半月因四季度产量增加而走低。因此10月通常被零售商称为"猪肉月"，在这个月里，零售商会主要针对大排和里脊等产品进行促销。

带脂四分之一英寸的真空包装猪大排价格在今年全年一直低于去年同期水平，直至上周均价1.15美元/磅，实现同比上涨4.5%。本周均价降至1.12美元/磅，为近六周来最低，但较去年同期仍上涨3%，较2023年同期下跌2%。

中心切带骨猪大排价格在今年全年均低于去年同期水平，且走势大多横盘，维持在1.31至1.41美元/磅之间。本周均价1.34美元/磅，为近七周来最低，较去年同期下跌7%，较2023年同期下跌17%。

猪里脊价格从6月至上周一直高于去年同期水平。本周价格环比下跌6%至1.78美元/磅，为5月初以来最低，较去年同期下跌3%，但较2023年同期上涨25%。

本周生猪屠宰量预估为257.7万头，环比下降1.0%，同比下降0.2%。

继两周前下跌5.22美元后，现货生猪价格本周继续走低。本周五现货价格较上周五下跌2.32美元/百磅，至96.40美元/百磅的平均水平。瘦肉猪期货合约在9月《生猪存栏报告》发布后于9月底创下合约高点，但过去两周交易大多走低，周五结算价为：10月合约97.00美元/百磅（较上周五下跌4.15美元），12月合约84.03美元/百磅（下跌7.02美元），2月合约86.30美元/百磅（下跌5.88美元），4月合约94.35美元/百磅（下跌4.32美元）。

9月12日至18日，美国猪肉出口总量29,297吨，环比微降0.3%，其中对中国大陆出口2,758吨，较前一周微降。

屠宰数量

单位：头

257.7万 ∨ **1.0 %**

前一周 数据未公布

猪肉产量

单位：磅

-- **0.0 %**

前一周 数据未公布

生猪价格

单位：美元/100磅

$ 96.40 ∨ **$ 2.32**

前一周 $98.72

*由于美国联邦政府停摆，部分数据更新（包括周度产量、活重及胴体重）暂缺。

吨

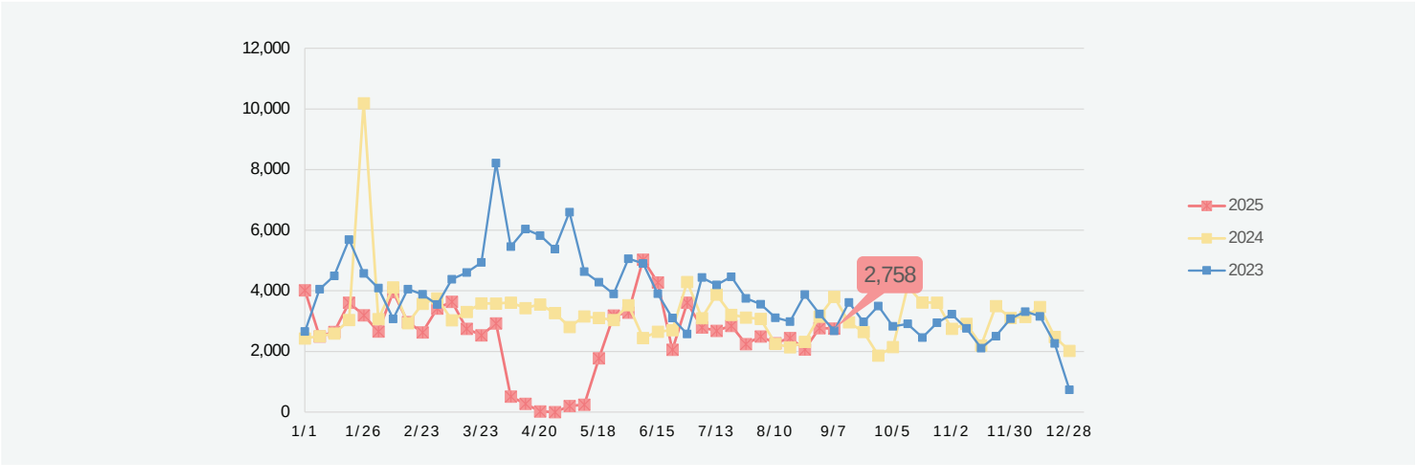

注：2025年9月11日更新。 / *2025年1月1日至9月18日，出口总量93,667 吨

受美国联邦政府停摆影响，2025年9月18日之后的周度出口数据暂停更新

周度猪胴体综合价

美元/磅

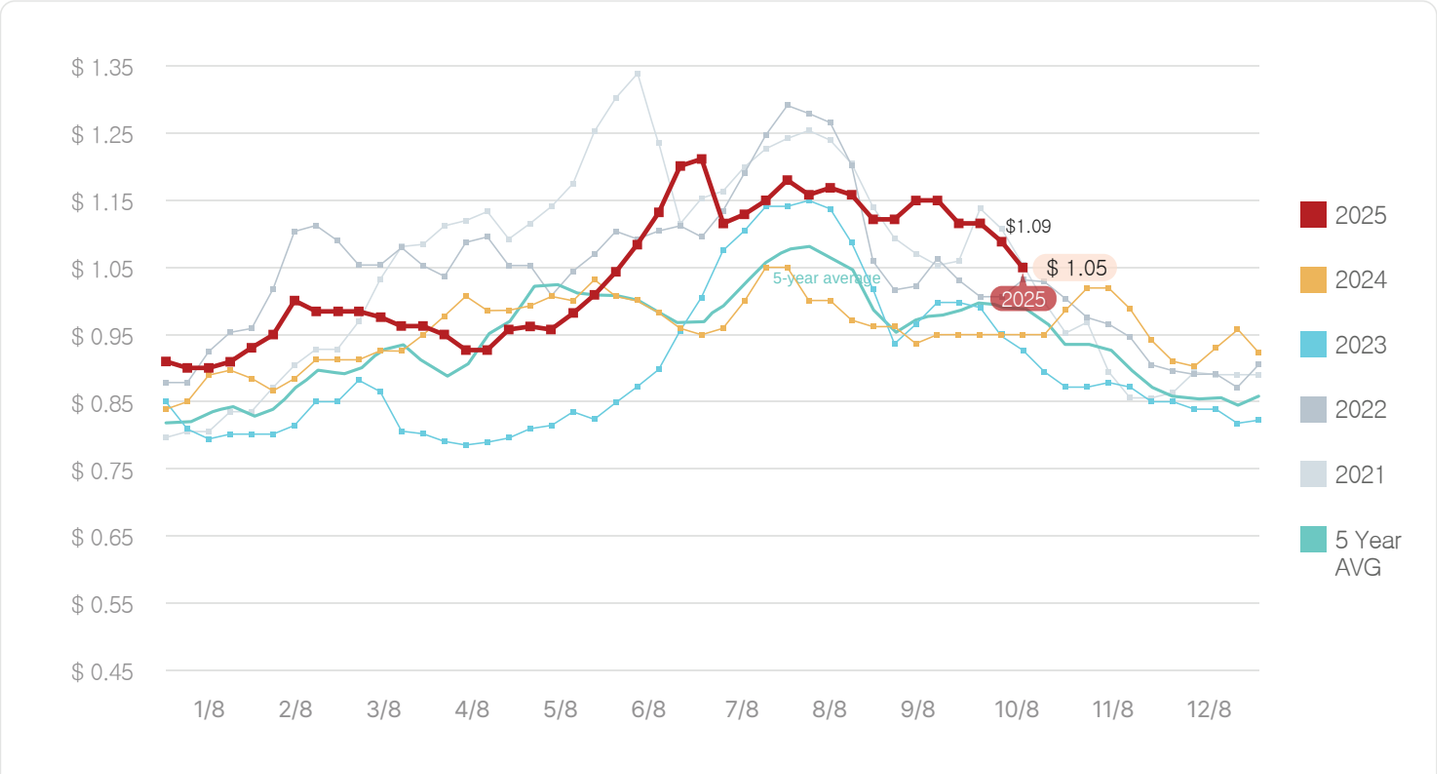

猪肉初级分割品价格

美元/磅

Pork	Cutout	Loin	Butt	Picnic	Rib	Ham	Belly
10/13/2023	0.93	0.94	1.15	0.78	1.13	0.83	1.18
10/11/2024	0.95	0.91	1.05	0.77	1.34	0.83	1.37
10/10/2025	1.05	0.94	1.20	0.88	1.65	1.03	1.39
与去年相比	10%	4%	14%	15%	24%	23%	1%
与2023年相比	13%	0%	4%	13%	46%	23%	18%

注: 上述价格为初级分割品价格，且是美国国内的批发价格，因此与出口价格存在差异.

USDA 数据报告

美国农业部发布最新报告

8月31日，美国农业部发布了《冷库库存报告》。截至该日期，牛肉冷冻库存总量为3.938亿磅，环比下降1%，但同比上升2%。猪肉冷冻库存总量为3.939亿磅，环比下降3%，同比下降13%。

美国牛肉冷冻库存

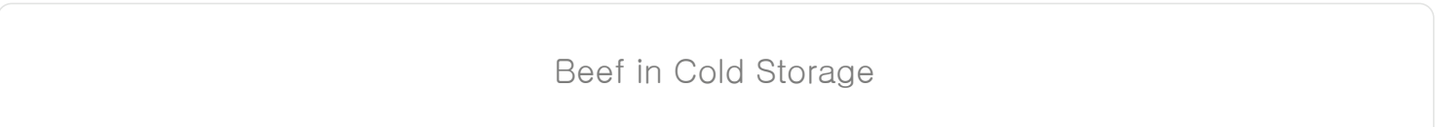

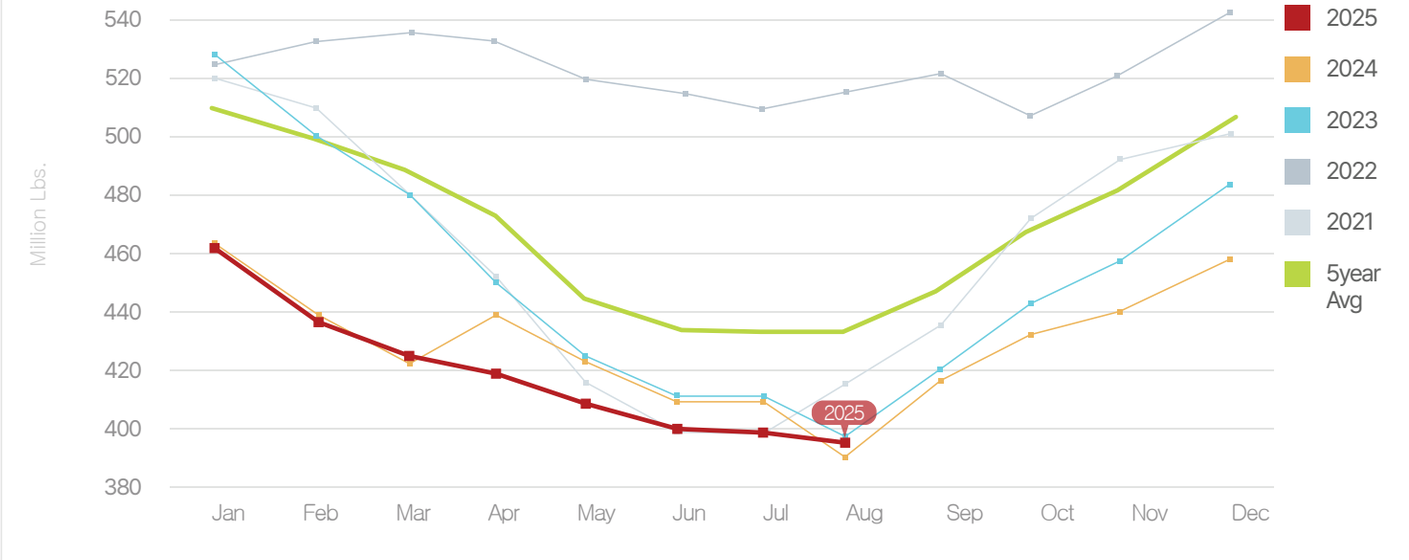

美国猪肉冷冻库存

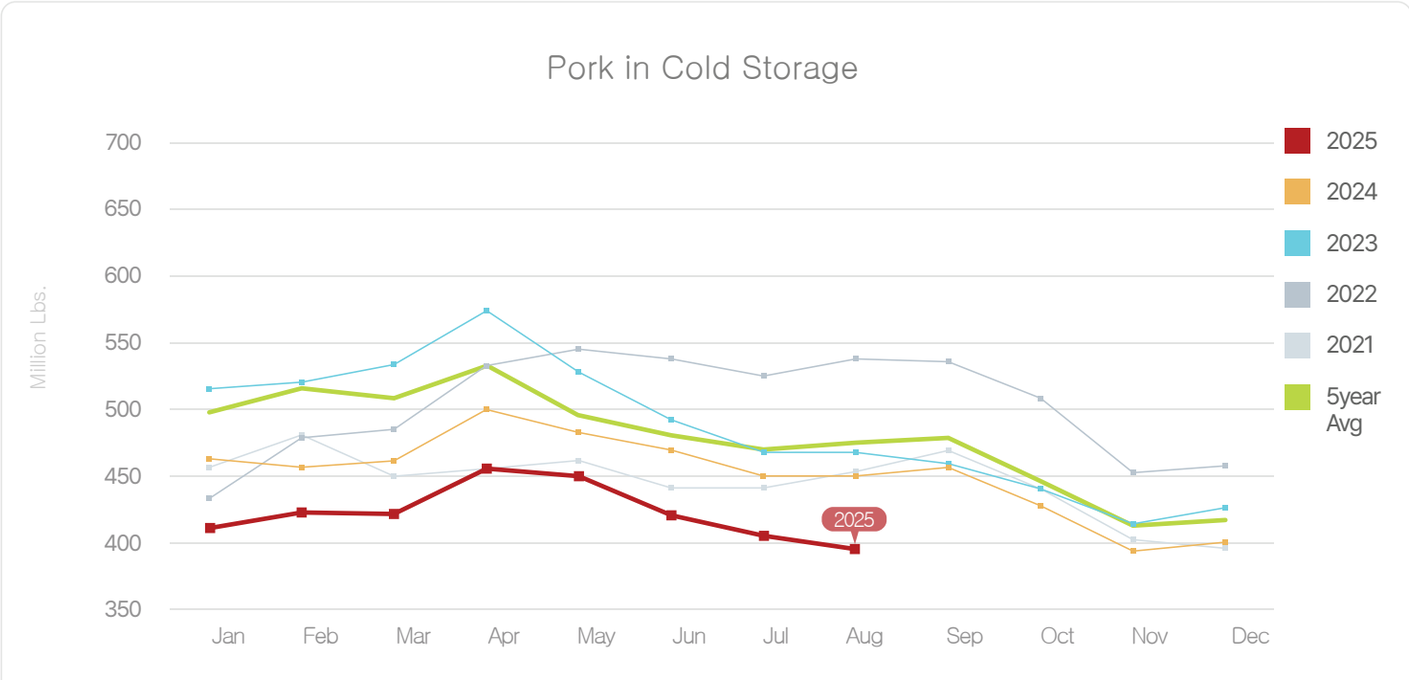

美国牛肉批发价格(美国农业部精选级)

单位：美元/千克，工厂交货价

以下价格信息是美国农业部(USDA)发布的美国国内流通平均批发价，请参考，并留意该价格与出口价格有差异。

IMPS # 产品	9/13	9/20	9/27	9月平均	10/4	10/11
112A Ribeye Roll, boneless, light	32.26	32.10	31.87	32.16	30.95	30.31
114 Shoulder clod	9.02	8.71	8.36	8.87	8.17	8.32
116A Chuck Roll neck-off	14.91	13.07	11.35	13.60	10.05	9.98
120 Brisket, boneless	9.94	9.65	9.60	9.89	9.56	9.51
123A Short Rib	13.20	13.71	13.17	13.32	12.26	13.37
160 Round, bone-in	10.51	10.95	9.67	7.78	0.00	10.57
167A Knuckle, peeled	10.95	10.71	10.55	10.87	10.41	10.40
168 Top Inside Round	10.22	9.38	9.05	9.83	8.76	9.07

170 Gooseneck Round 18-33	9.43	8.60	8.72	9.25	8.81	8.69
180 Strip Loin, boneless. 1x1	18.96	18.75	18.75	18.85	18.55	18.91
184 Loin, top butt, boneless	12.71	11.92	11.58	12.38	10.89	11.05
189A Tenderloin trimmed heavy	43.34	43.40	42.15	42.87	42.10	42.04
193 Flank Steak	21.22	20.88	20.27	20.92	19.50	17.96
Primal cut, Rib	14.04	13.91	13.81	13.97	13.73	13.55
Primal cut, Arm Chuck	8.02	7.54	7.02	7.70	6.65	6.58
Primal cut, Round	7.76	7.42	7.18	7.58	7.01	7.03
Primal cut, Loin	10.67	10.33	10.15	10.52	10.04	10.07

牛上脑

$/Kg

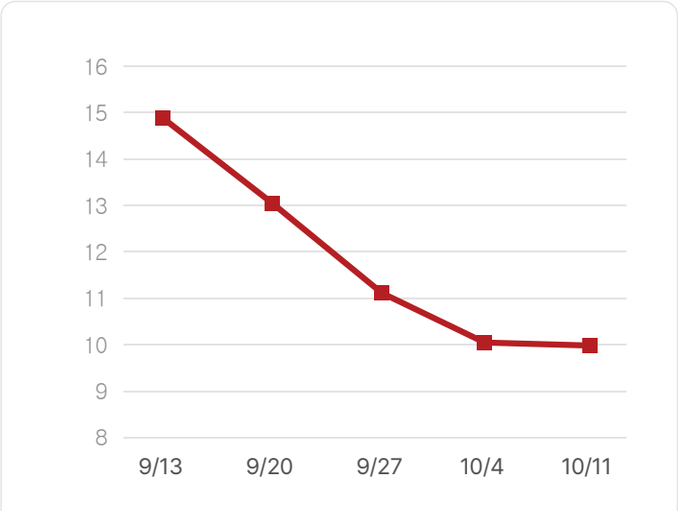

123A 牛小排(带骨)

$/Kg

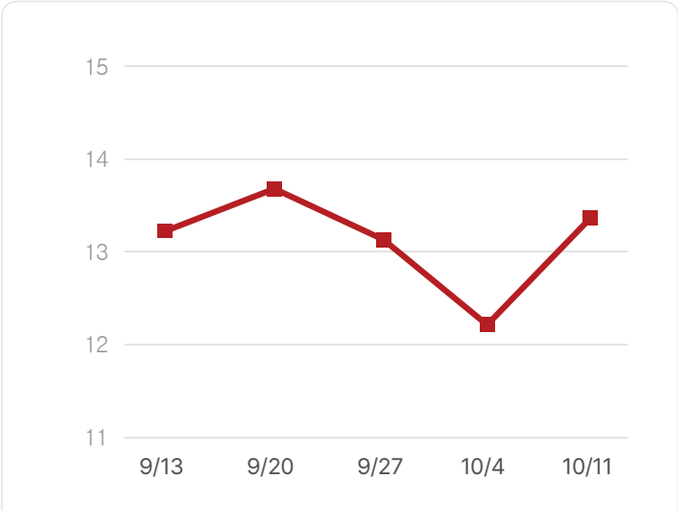

美国猪肉批发价格

单位：美元/千克，工厂交货价

以下价格信息是美国农业部(USDA)发布的美国国内流通平均批发价，请参考，并留意该价格与出口价格有差异

BPN # 产品	类似 IMPS#	9/13	9/20	9/27	9月平均	10/4	10/11
U40 Loin, trim	410	2.53	2.51	2.52	2.53	2.50	2.45
U41 Tenderloin, 1.25 down	415	4.33	4.26	4.19	4.27	4.19	3.93
U50 Picnic, smkr trm combo	405	2.40	2.48	2.75	2.51	2.79	2.51
U42 Boston butt trim	406	3.11	3.16	3.15	3.13	3.09	2.84
U44 Sparerib. 25#/dn-lgt	416	3.60	3.77	3.64	3.73	3.62	3.72
U46 Ham, bone in trimmed	401	2.57	2.62	2.51	2.56	2.44	2.48
U48 Belly, skin-on, fresh	408	4.73	4.58	4.52	4.68	4.50	4.27
U54 Front Feet, Toes on	420	1.29	1.60	1.24	1.37	1.32	1.14
U51 Neck Bones	421	0.94	0.92	0.99	0.93	0.90	0.88
Cheek Meat, trimmed	N/A	2.36	2.36	2.36	2.36	2.36	2.36
AI Backribs 2.0#/up 1 pc Vac, FZN	422	4.55	5.50	–	5.21	5.40	5.36

胴体价格

单位：美元/千克，工厂交货价

	9/13	9/20	9/27	9月平均	10/4	10/11

Beef Carcass	838.49	814.44	797.46	825.14	778.95	774.71
Pork Carcass	252.10	246.99	247.32	249.58	240.48	230.67

牛胴体

$/100Kg

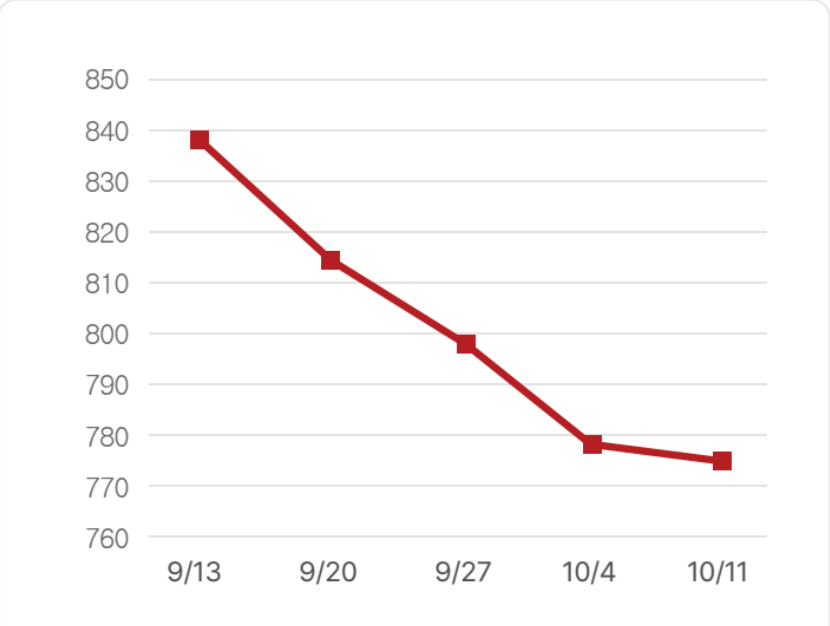

猪胴体

$/100Kg

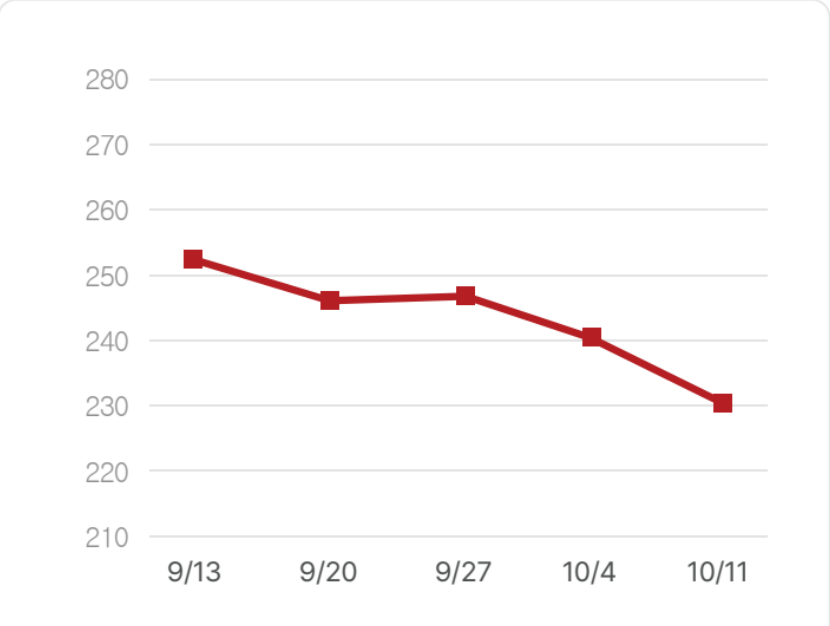

来源：USDA/FAS

禁止擅自摘录和刊登在MEF NEWSLINE上的所有文章。 必要时请一定要事先取得批准。

本邮件是根据会员注册时提供的信息发送给顾客的NEWSLINE邮件服务。
如果您不想接收邮件，请登录网站后，在修改会员信息时，在“MEF NEWSLINE”拒绝接收电子邮件栏中进行确认。

美国肉类出口协会

编辑 : 美国肉类出口协会北京代表处
北京市朝阳区亮马桥路42号 光明饭店写字楼303室
电话 : +86 10 8441 8455

Published by U.S. Meat Export Federation (USMEF) 2025

MEF NEWSLINE

www.usmef.org.cn

UPDATE 2025. 10. 17

U.S. beef market trends

U.S. Beef Market Trends

The Choice beef cutout reached a record high of $4.14/lb. the first week of September. This week, prices adjusted seasonally lower for the fifth week as demand continued to seasonally slow after the Labor Day holiday and before the bump in demand ahead of the end of the year holidays. Prices continue to be supported by strong and resilient demand and lower production levels. The Choice cutout edged down just 0.5% from last week to an average of $3.65/lb., which was up 18% from last year and up 21% from 2023.

The Choice/Select spread narrowed from $20.77/cwt last week to $18.69/cwt this week. The Choice/Select spread was down from $19.23/cwt last year and from $25.46/cwt in 2023.

Compared to last week, the Choice short plate primal value was up 1% and the Choice loin and round primals were steady. Values continued to adjust lower for the Choice rib (-1%), chuck (-1%), brisket (-1%) and flank (-6%) primals.

Prices for Choice trimmed chuck shoulder clods have been significantly above year-ago levels since May. However, prices eased to the lowest level since the beginning of June this week. Prices edged down 0.8% from last week and were down 12% from six weeks ago at an average of $3.79/lb. this week, which was up 16% from last year and up 19% from 2023.

50% beef trim prices increased from mid-May through mid-July and reached a record high of $2.62/lb. in mid-July as fed beef production dropped off sharply and as seasonal demand for ground beef also supported prices. After a downward adjustment, last week it rose by $0.02 from the prior week to $1.39, marking increases of 101% year-on-year and 59% compared to 2023.

90% beef trim prices reached a record high of $4.35/lb. five weeks ago. This week, prices edged down 0.7% from last week to an average of $4.26/lb., which was up 21% from last year

U.S. beef market trends

Cutout

Unit: Dollar/pound

$ 3.65 ∨ $ 0.02

Previous week $3.67

Slaughter Number

Unit: Head

547,000 ∨ 2.7 %

Previous week:Data not released

Beef Production

Unit: Pound

-- 0.0 %

and up 43% from 2023. Demand remains strong and supplies are tighter for domestic lean beef due to smaller cow slaughter, and trim imports are now subject to at least 10% added reciprocal duties for all suppliers except Canada and Mexico. Imported 90% beef trim prices reached a record $3.87/lb. this week, which was up 30% from last year and up 53% from 2023.

Weekly estimated slaughter was 547,000 head, down 2.7% from last week and down 6.5% from last year. 2025 year-to-date cattle slaughter was down 6.3% year-over-year.

Cash steer prices reached record highs close to $245/cwt at the end of August but have since moved lower. Cash steer prices edged up $0.75/cwt from last Friday to an average of $230.71/cwt.

Live cattle futures contracts traded higher through the week and reached new contract highs on Friday at: October: $238.48/cwt (+$6.68 from last Friday), December: $242.50 (+$8.23), and February: $245.40 (+$8.90).

From September 12 to 18, 2025, U.S. beef exports decreased 5% from the previous week to 12,468 tons, of which exports to China was still zero.

Previous week:Data not released

Live Cattle

Unit: Dollar/100 pound

$ 230.71 ^ **$ 0.75**

Previous week $229.96

*Due to the U.S. federal government shutdown, certain data updates, including weekly production, live weights, and carcass weights, have been excluded.

Ton

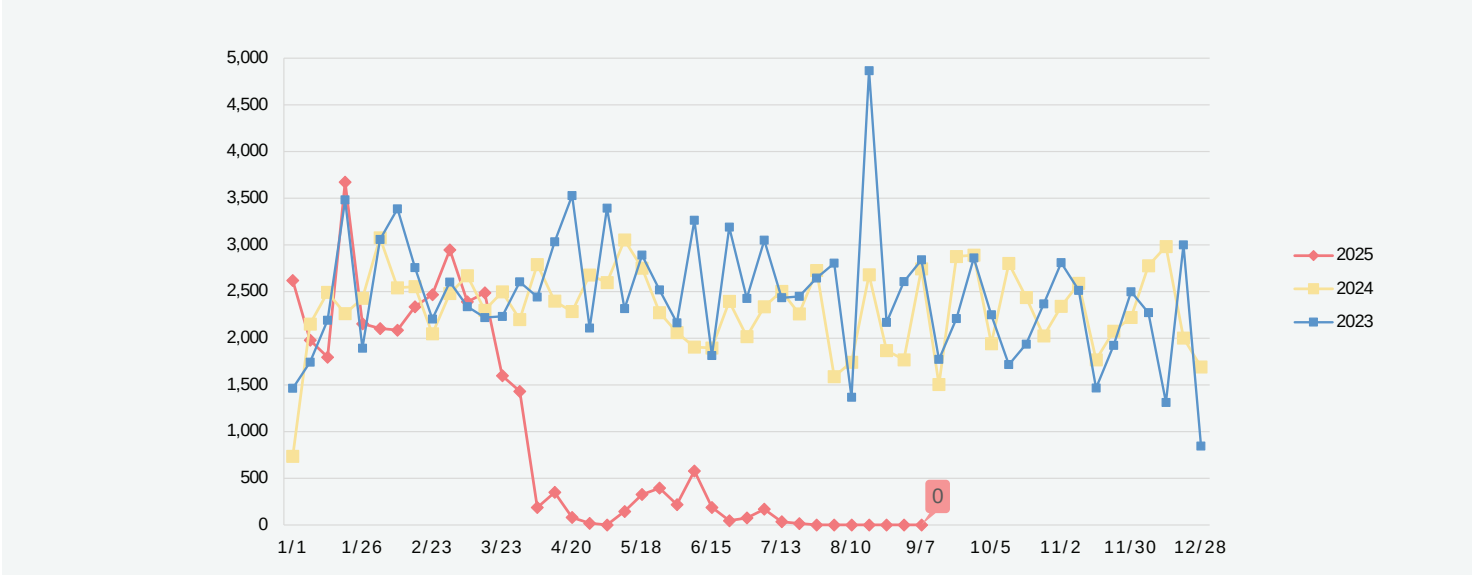

*Note: Update September 18, 2025./ *Exports from January 1 to September 18, 2025 totaled 34,950 tons

Weekly export volume updates have been suspended as of September 18, following the U.S. federal government shutdown

Beef Primal Values

Dollar/pound

$ 4.30

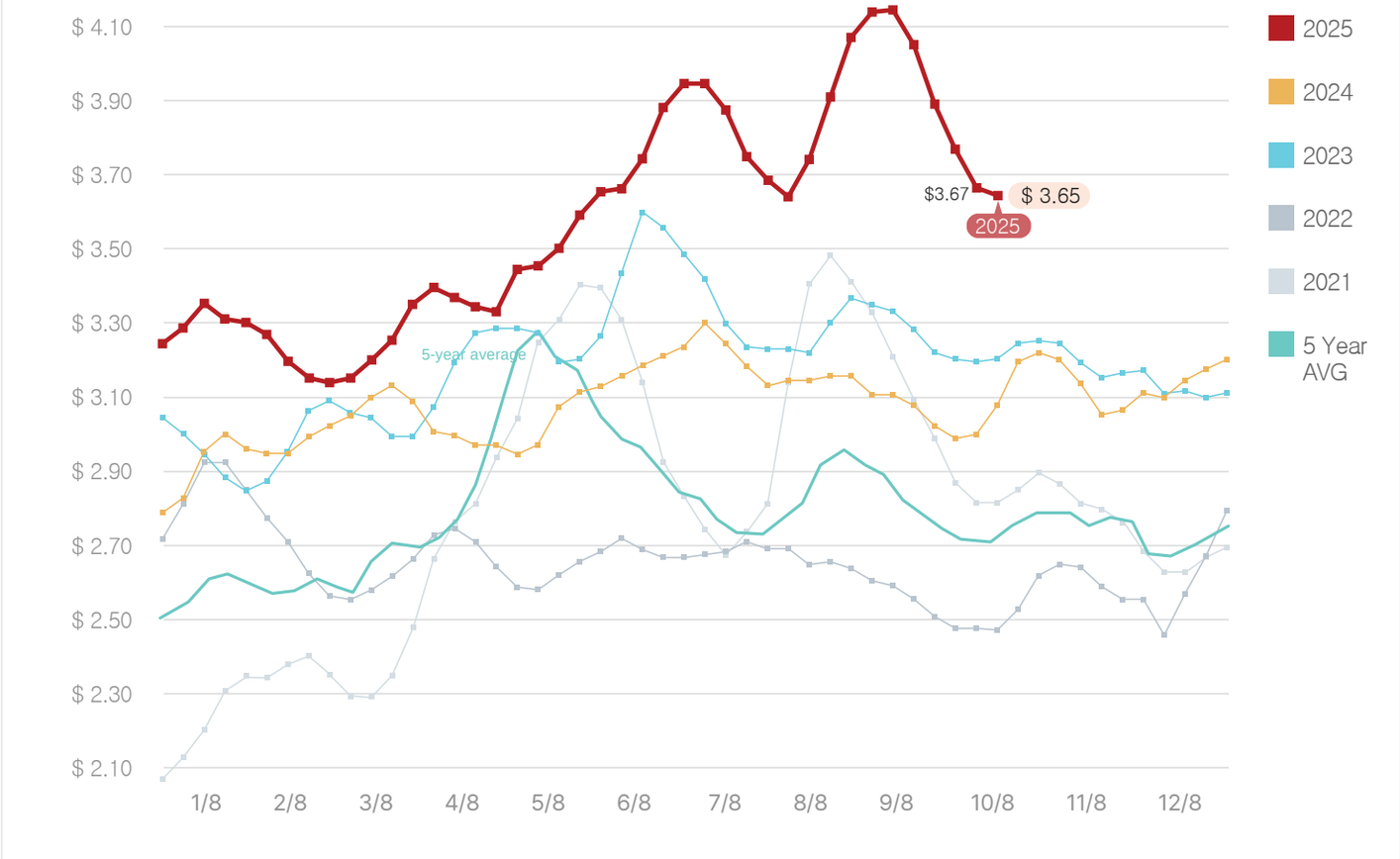

Beef Primal Values

Dollar/pound

Beef	Choice cutout	Select cutout	CHOICE							
			Rib	Chuck	Round	Loin	Brisket	Short Plate	Flank	50CL trim
10/13/2023	3.01	2.76	5.29	2.54	2.67	3.63	2.31	1.80	1.39	0.87
10/11/2024	3.08	2.89	4.95	2.79	2.65	3.70	2.50	1.93	1.61	0.69
10/10/2025	3.65	3.47	6.16	2.99	3.20	4.58	3.04	2.25	2.02	1.39
Compared to 2024	18%	20%	24%	7%	21%	24%	22%	17%	25%	87%
Compared to 2023	21%	26%	16%	18%	20%	26%	32%	25%	45%	49%

Note: The above price is a wholesale price in the United States based on the primal and may differ from export prices

U.S. pork market trends

U.S. Pork Market Trend

The pork cutout trended higher from mid-May through late June and reached $1.21/lb. at the end of June, which was the highest level since August 2022. The cutout has since moved seasonally lower, and this week, the cutout decreased by $0.04 from last week to an average of $1.05/lb., which was the lowest since late May. The cutout was up 10% from last year and up 13% from 2023.

Compared to last week, the ham primal value increased by 1.5%, while values moved lower for the other pork primals: rib (-2%), loin (-3%), butt (-5%), picnic (-6%), and belly (-11%).

After spiking to $1.21/lb. in mid-June, heavy bone-in ham prices increased again from mid-July through early August, when they again reached $1.21/lb., the highest level since 2014. Last

U.S. pork market trends

Cutout

Unit: Dollar/pound

$ 1.05 ∨ $ 0.04

Previous week $1.09

week, prices averaged $1.03/lb., which was the lowest since early July, but this week, prices rebounded by 2% to $1.05/lb., which was up 27% from last year and up 24% from 2023. Prices typically trend lower through the first few weeks of October, but prices have been holding in a tight range between $1.03 and $1.05/lb. for the last four weeks.

As has been reported in recent weeks, spot boneless, boxed rollout ham prices have been volatile on thin trading volumes. This week the trading volume was 35,000 lbs., down from 76,000 lbs. for last week and 38,000 lbs. two weeks ago (the recent high trading volume was 109,000 lbs. seven weeks ago). Prices traded in a range between $1.60 and $1.73/lb. this week for an average of $1.70/lb., which was up 4% from last week. Prices have been above year-ago levels since May, and this week, prices were up 10.5% from last year and up 8% from 2023.

Prices typically trend lower in October and the first half of November as production ramps up in Q4. October is Pork Month, and retailers will be featuring items like loins and tenderloins this month. promotions.

Prices for wholesale ¼ inch trimmed vacuum-packed loins had been below year-ago levels all year until last week when prices averaged $1.15/lb., up 4.5% year-over-year. This week prices averaged $1.12/lb., which was the lowest price in six weeks. However, prices were up 3% from last year but down 2% from 2023.

Prices for boneless center-cut strap-on pork loins have been below year-ago levels all year and have moved mostly sideways, holding between $1.31 and $1.41/lb. This week, prices averaged $1.34/lb., the lowest in seven weeks. Prices were down 7% from last year and down 17% from 2023.

Prices for pork tenderloins were above year-ago levels from June through last week. This week, prices dropped 6% from last week to $1.78/lb., the lowest since early May. Prices were down 3% from last year but up 25% from 2023.

Weekly hog slaughter was estimated at 2.577 million head, down 1.0% from last week and down 0.2% from last year.

After falling by $5.22 two weeks earlier, the cash hog price continued to trend lower this week. This Friday, cash prices decreased by $2.32/cwt from last Friday to an average of $96.40/cwt. Lean hog futures contracts traded at contract highs in late September after the release of the September Hogs and Pigs Report, but futures contracts have been trading mostly lower over the last two weeks with settlements on Friday at: October: $97.00 (-$4.15 from last Friday), December: $84.03 (-$7.02), February: $86.30 (-$5.88), and April: $94.35 (-$4.32).

From September 12 to 18, 2025, U.S. pork exports decreased 0.3% from the previous week, to 29,297 tons, of which exports to China were 2,758 tons, down slightly from the previous week.

Slaughter Number

Unit: Head

2.577 million ⌄ 1.0 %

Previous week:Data not released

Pork Production

Unit: Pound

-- 0.0 %

Previous week:Data not released

Live Hog

Unit: Dollar/100 pound

$ 96.40 ⌄ $ 2.32

Previous week $98.72

*Due to the U.S. federal government shutdown, certain data updates, including weekly production, live weights, and carcass weights, have been excluded.

Ton

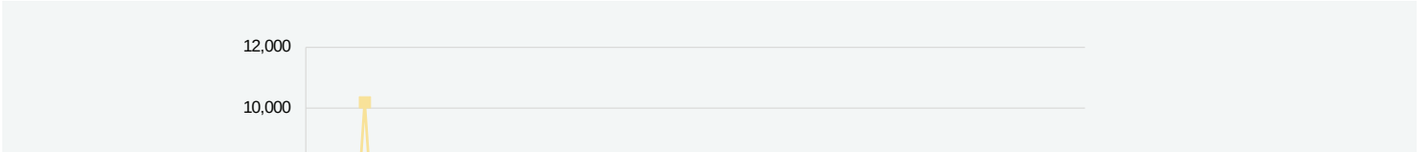

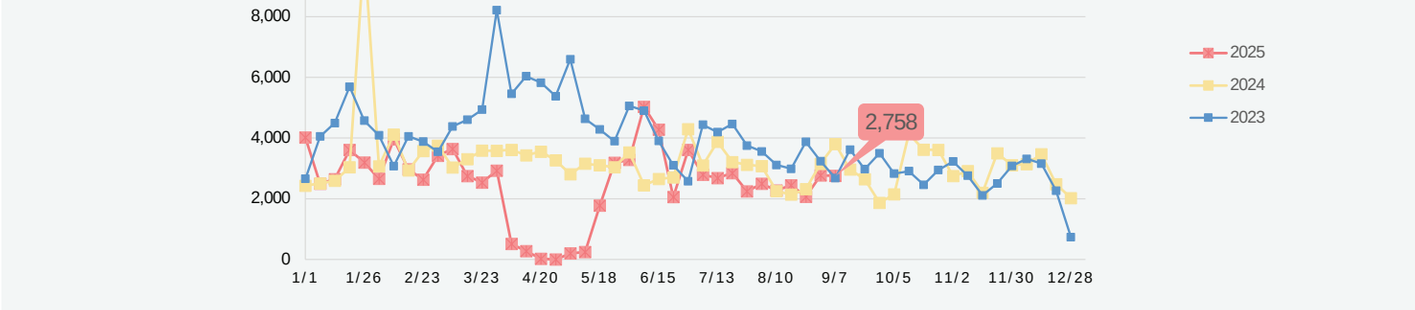

*Note: Update September 18, 2025./ *Exports from January 1 to September 18, 2025 totaled 93,667 tons

Weekly export volume updates have been suspended as of September 18, following the U.S. federal government shutdown

Pork Cutout Weekly Price

Dollar/pound

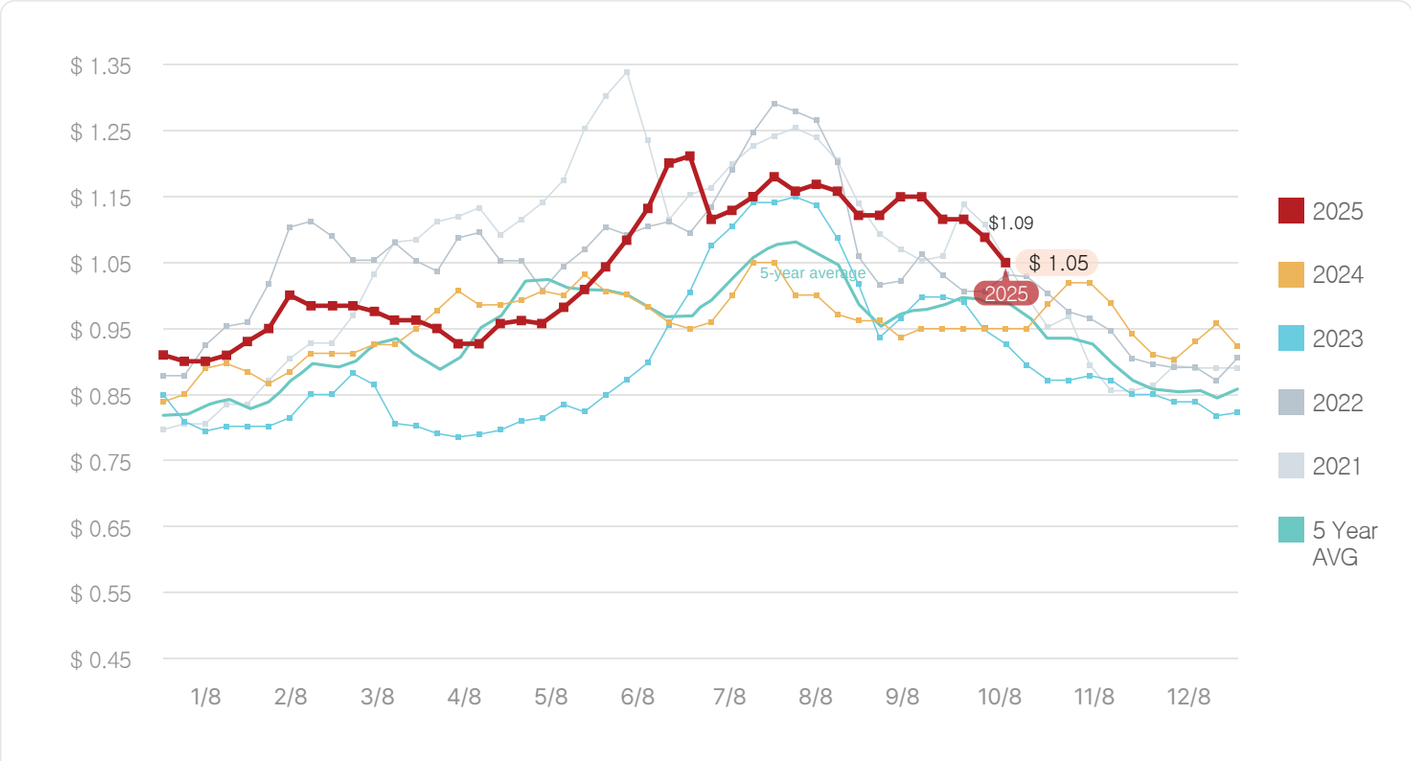

Pork Primal Values

Dollar/pound

Pork	Cutout	Loin	Butt	Picnic	Rib	Ham	Belly
10/13/2023	0.93	0.94	1.15	0.78	1.13	0.83	1.18
10/11/2024	0.95	0.91	1.05	0.77	1.34	0.83	1.37
10/10/2025	1.05	0.94	1.20	0.88	1.65	1.03	1.39
Compared to 2024	10%	4%	14%	15%	24%	23%	1%
Compared to 2023	13%	0%	4%	13%	46%	23%	18%

Note: The above price is a wholesale price in the United States based on the Big rib(primal) and may differ from export prices.

USDA Status Report

USDA Release New Reports

On August 31, the U.S. Department of Agriculture (USDA) released its Cold Storage report. As of that date, total beef inventories in cold storage amounted to 393.8 million pounds, down 1% from the previous month but up 2% from a year ago. Pork inventories totaled 393.9 million pounds, down 3% from the prior month and 13% from the previous year.

Beef in Cold Storage

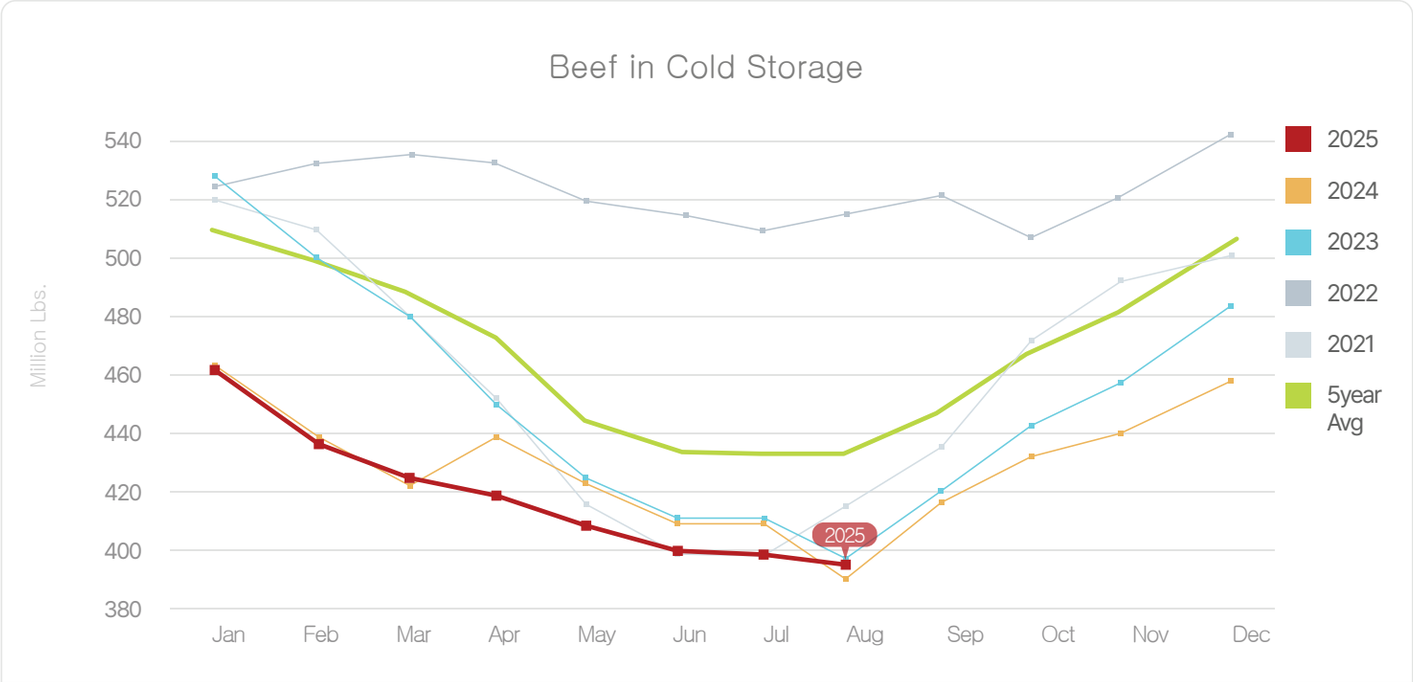

Pork in Cold Storage

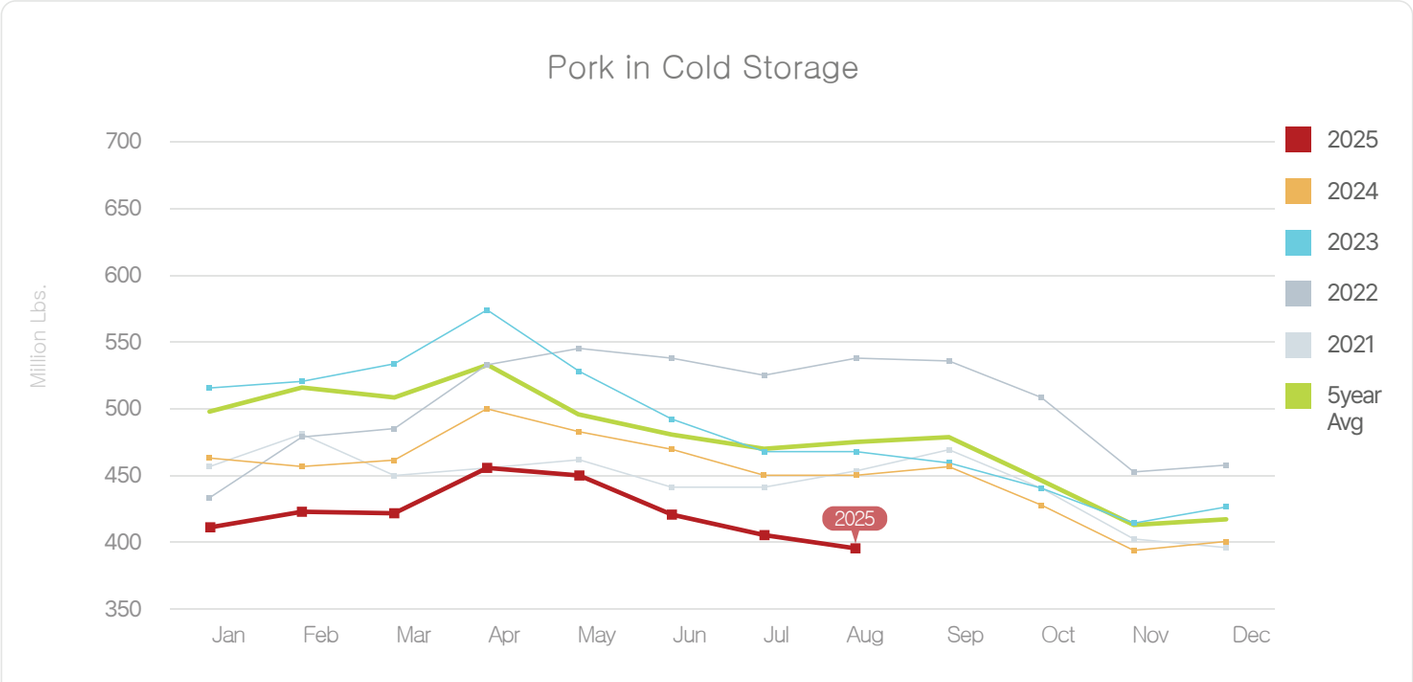

U.S. Beef Wholesale Prices (USDA CHOICE GRADE)

Unit : US $/kg, FOB Plant

Please note that the price information below is the average wholesale price for distribution in the U.S. as announced by the U.S. Department of Agriculture (USDA) and may differ from export prices.

IMPS # Item	9/13	9/20	9/27	September Average	10/4	10/11
112A Ribeye Roll, boneless, light	32.26	32.10	31.87	32.16	30.95	30.31

114 Shoulder clod	9.02	8.71	8.36	8.87	8.17	8.32
116A Chuck Roll neck-off	14.91	13.07	11.35	13.60	10.05	9.98
120 Brisket, boneless	9.94	9.65	9.60	9.89	9.56	9.51
123A Short Rib	13.20	13.71	13.17	13.32	12.26	13.37
160 Round, bone-in	10.51	10.95	9.67	7.78	0.00	10.57
167A Knuckle, peeled	10.95	10.71	10.55	10.87	10.41	10.40
168 Top Inside Round	10.22	9.38	9.05	9.83	8.76	9.07
170 Gooseneck Round 18-33	9.43	8.60	8.72	9.25	8.81	8.69
180 Strip Loin, boneless. 1x1	18.96	18.75	18.75	18.85	18.55	18.91
184 Loin, top butt, boneless	12.71	11.92	11.58	12.38	10.89	11.05
189A Tenderloin trimmed heavy	43.34	43.40	42.15	42.87	42.10	42.04
193 Flank Steak	21.22	20.88	20.27	20.92	19.50	17.96
Primal cut, Rib	14.04	13.91	13.81	13.97	13.73	13.55
Primal cut, Arm Chuck	8.02	7.54	7.02	7.70	6.65	6.58
Primal cut, Round	7.76	7.42	7.18	7.58	7.01	7.03
Primal cut, Loin	10.67	10.33	10.15	10.52	10.04	10.07

Beef Chuck Roll

$/Kg

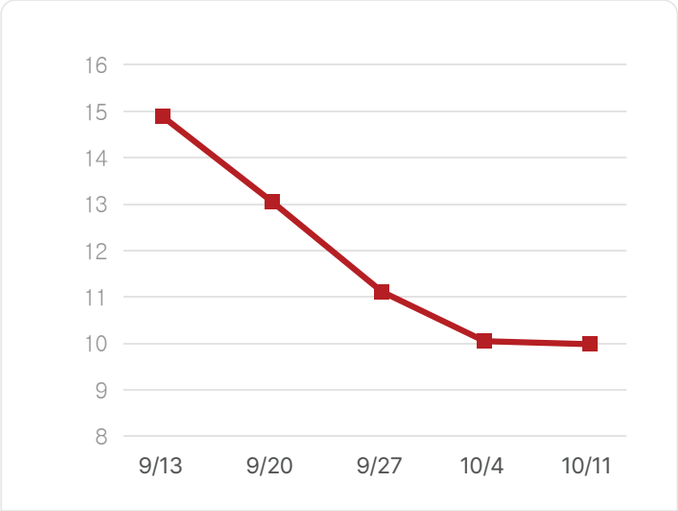

123A Short Rib

$/Kg

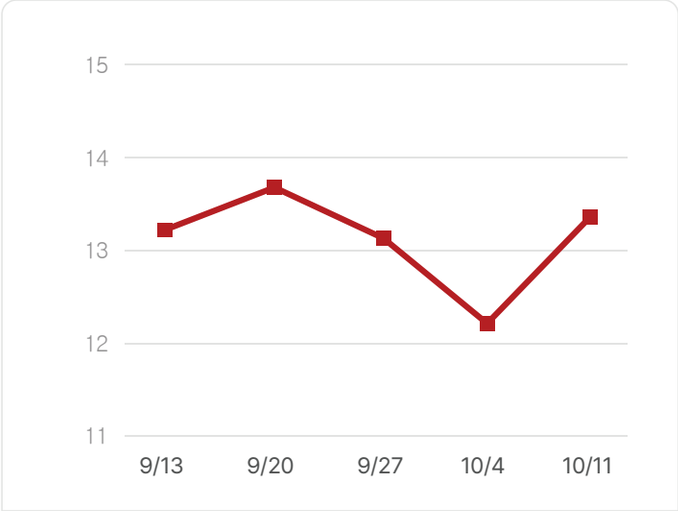

U.S. Pork Wholesale Prices

Unit : US $/kg, FOB Plant

Please note that the price information below is the average wholesale price for distribution in the U.S. as announced by the U.S. Department of Agriculture (USDA) and may differ from export prices.

BPN # Item	Similar IMPS#	9/13	9/20	9/27	September Average	10/4	10/11
U40 Loin, trim	410	2.53	2.51	2.52	2.53	2.50	2.45
U41 Tenderloin, 1.25 down	415	4.33	4.26	4.19	4.27	4.19	3.93
U50 Picnic, smkr trm combo	405	2.40	2.48	2.75	2.51	2.79	2.51
U42 Boston butt trim	406	3.11	3.16	3.15	3.13	3.09	2.84
U44 Sparerib. 25#/dn-lgt	416	3.60	3.77	3.64	3.73	3.62	3.72
U46 Ham, bone in trimmed	401	2.57	2.62	2.51	2.56	2.44	2.48
U48 Belly, skin-on, fresh	408	4.73	4.58	4.52	4.68	4.50	4.27
U54 Front Feet, Toes on	420	1.29	1.60	1.24	1.37	1.32	1.14
U51 Neck Bones	421	0.94	0.92	0.99	0.93	0.90	0.88

Cheek Meat, trimmed	N/A	2.36	2.36	2.36	2.36	2.36	2.36
Al Backribs 2.0#/up 1 pc Vac, FZN	422	4.55	5.50	–	5.21	5.40	5.36

CARCASS PRICE

Unit : US $/kg, FOB Plant

	9/13	9/20	9/27	September Average	10/4	10/11
Beef Carcass	838.49	814.44	797.46	825.14	778.95	774.71
Pork Carcass	252.10	246.99	247.32	249.58	240.48	230.67

Beef Carcass

$/100Kg

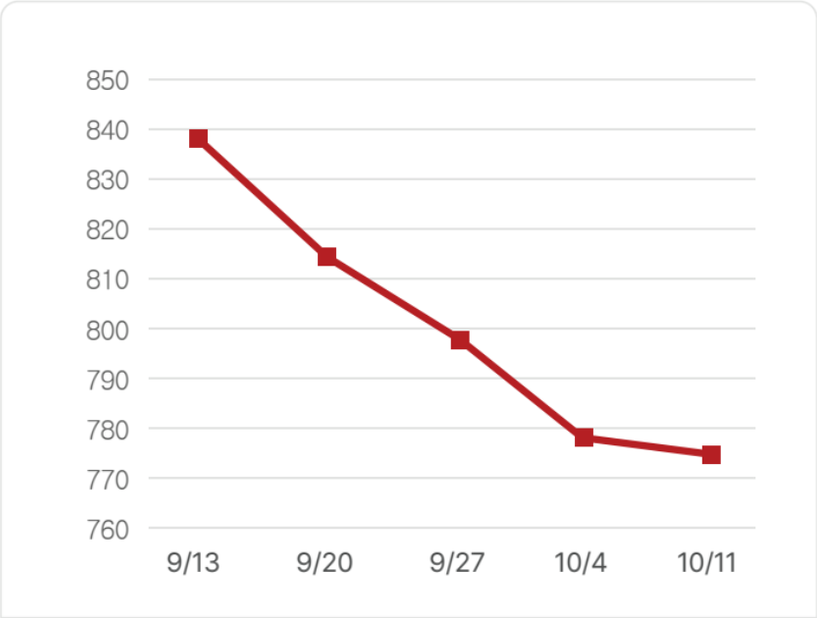

Pork Carcass

$/100Kg

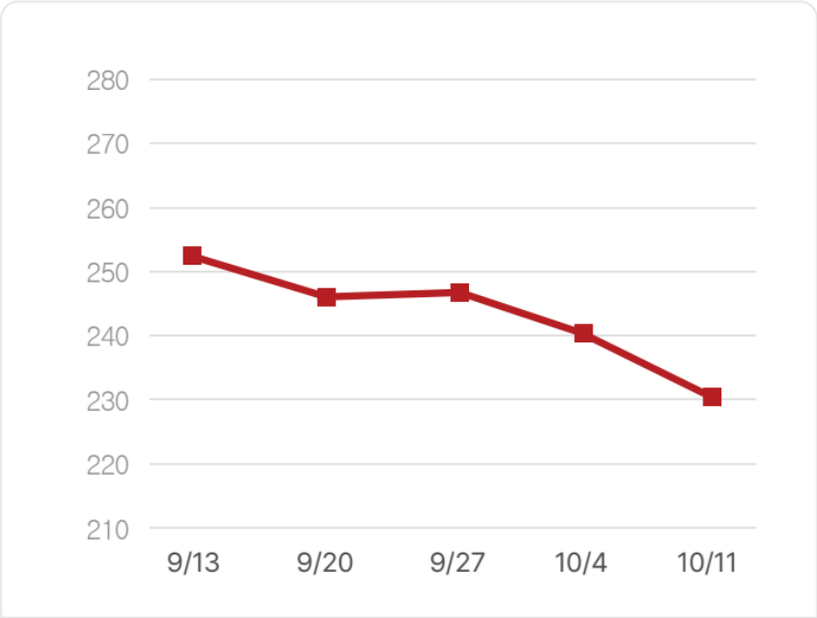

Souce: USDA/FAS

Unauthorized extraction and publication of all articles on MEF NEWSLINE is prohibited.
Please be sure to obtain permission in advance if necessary.

U.S. Meat Export Federation

U.S. Meat Export Federation, Beijing Representative Office
Suite 303, 3rd Floor, Guangming Hotel Office Bldg., No.42 Liangmaqiao Road, Chaoyang District, Beijing 100125, China
Tel: +86 10 8441 8455